



US00D615351S

(12) **United States Design Patent**  
**Pantaleo**

(10) **Patent No.:** **US D615,351 S**

(45) **Date of Patent:** **\*\* May 11, 2010**

(54) **COOKWARE HANDLE**

(75) Inventor: **Sarah Pantaleo**, Sandy Springs, GA  
(US)

(73) Assignee: **Calphalon Corporation**, Atlanta, GA  
(US)

(\*\*) Term: **14 Years**

(21) Appl. No.: **29/352,892**

(22) Filed: **Jan. 18, 2010**

**Related U.S. Application Data**

(62) Division of application No. 29/340,665, filed on Jul. 23, 2009, now Pat. No. Des. 610,400.

(51) **LOC (9) Cl.** ..... **07-02**

(52) **U.S. Cl.** ..... **D7/394**

(58) **Field of Classification Search** ..... D7/354–361,  
D7/393–395; D8/107, 300, 301, 307, 315,  
D8/317, 318, 319; 16/430, 431, 110.1, 407,  
16/441, 443; 220/573.1–573.5, 752, 753,  
220/755, 756, 912; D3/318

See application file for complete search history.

(56) **References Cited**

**U.S. PATENT DOCUMENTS**

D438,426 S \* 3/2001 Yu et al. .... D7/394  
D477,180 S \* 7/2003 Burton et al. .... D7/394  
D526,785 S \* 8/2006 Brasset ..... D3/318

D529,334 S \* 10/2006 Spagnolo ..... D7/394  
D536,924 S \* 2/2007 Levy et al. .... D7/393  
D537,294 S \* 2/2007 Levy et al. .... D7/393  
D563,722 S \* 3/2008 Thurlow et al. .... D7/394  
D565,346 S \* 4/2008 Bunting et al. .... D7/394  
D580,706 S \* 11/2008 Moulin Robson ..... D7/394

\* cited by examiner

*Primary Examiner*—Philip S Hyder

*Assistant Examiner*—Cynthia M Chin

(74) *Attorney, Agent, or Firm*—Gardner Groff Greenwald & Villanueva, PC

(57) **CLAIM**

The ornamental design for a cookware handle, as shown and described.

**DESCRIPTION**

FIG. 1 is a bottom front perspective view of a cookware handle according to the present invention.

FIG. 2 is a top rear perspective view of the cookware handle of FIG. 1.

FIG. 3 is a front view of the cookware handle of FIG. 1.

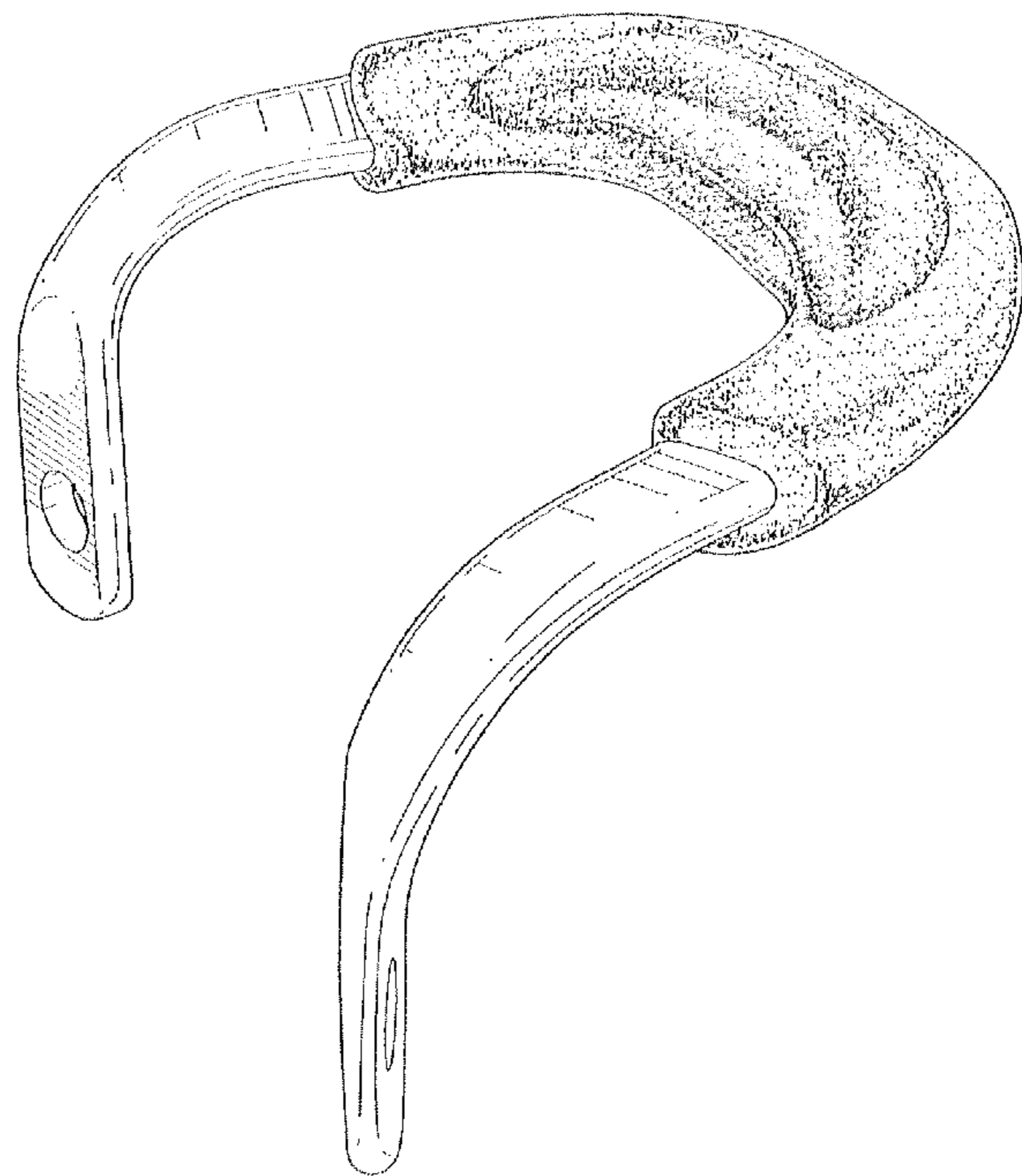
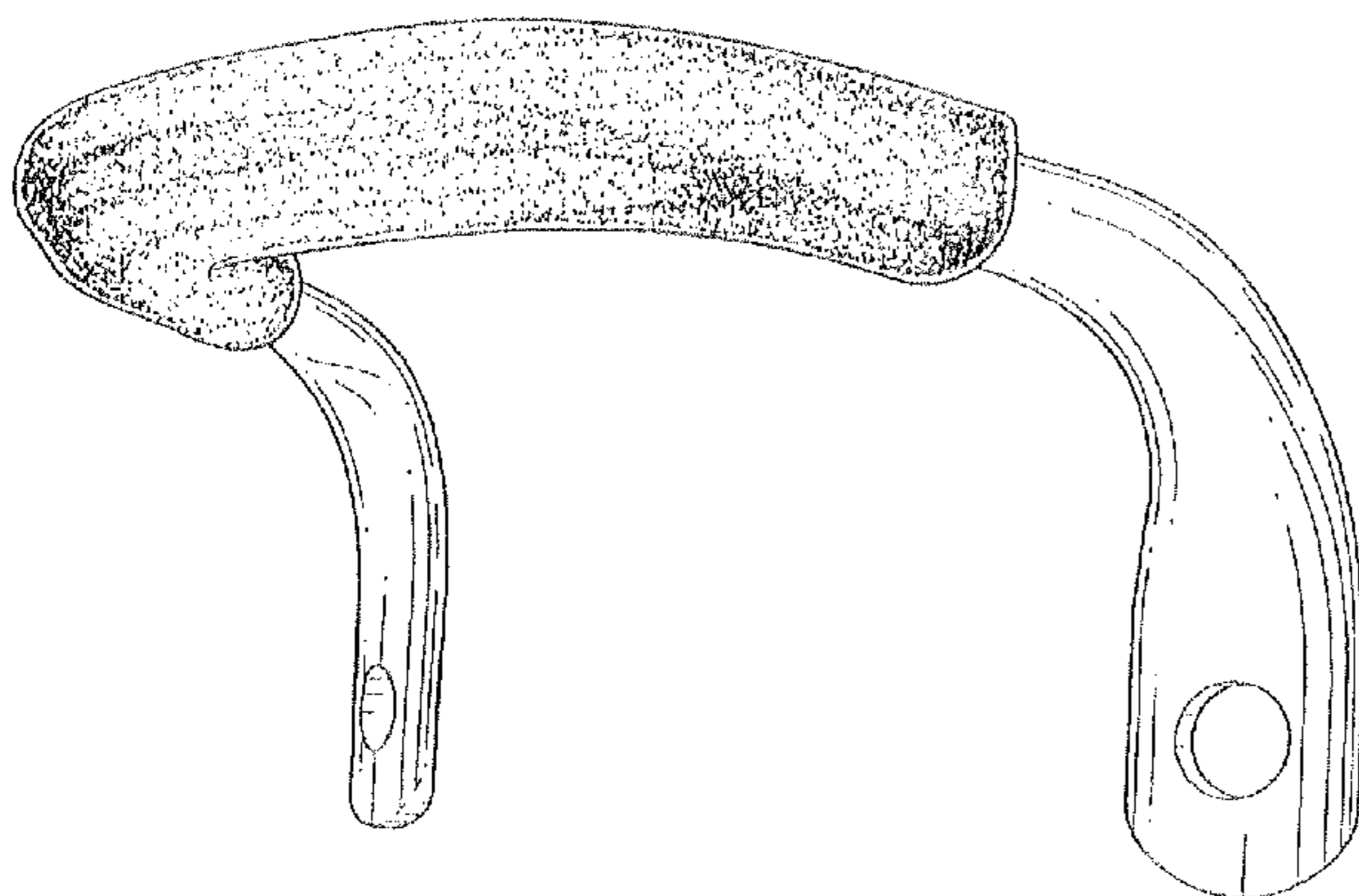
FIG. 4 is a rear view of the cookware handle of FIG. 1.

FIG. 5 is a right side view of the cookware handle of FIG. 1, the left side view being a mirror image thereof.

FIG. 6 is a top view of the cookware handle of FIG. 1; and,

FIG. 7 is a bottom view of the cookware handle of FIG. 1.

**1 Claim, 5 Drawing Sheets**



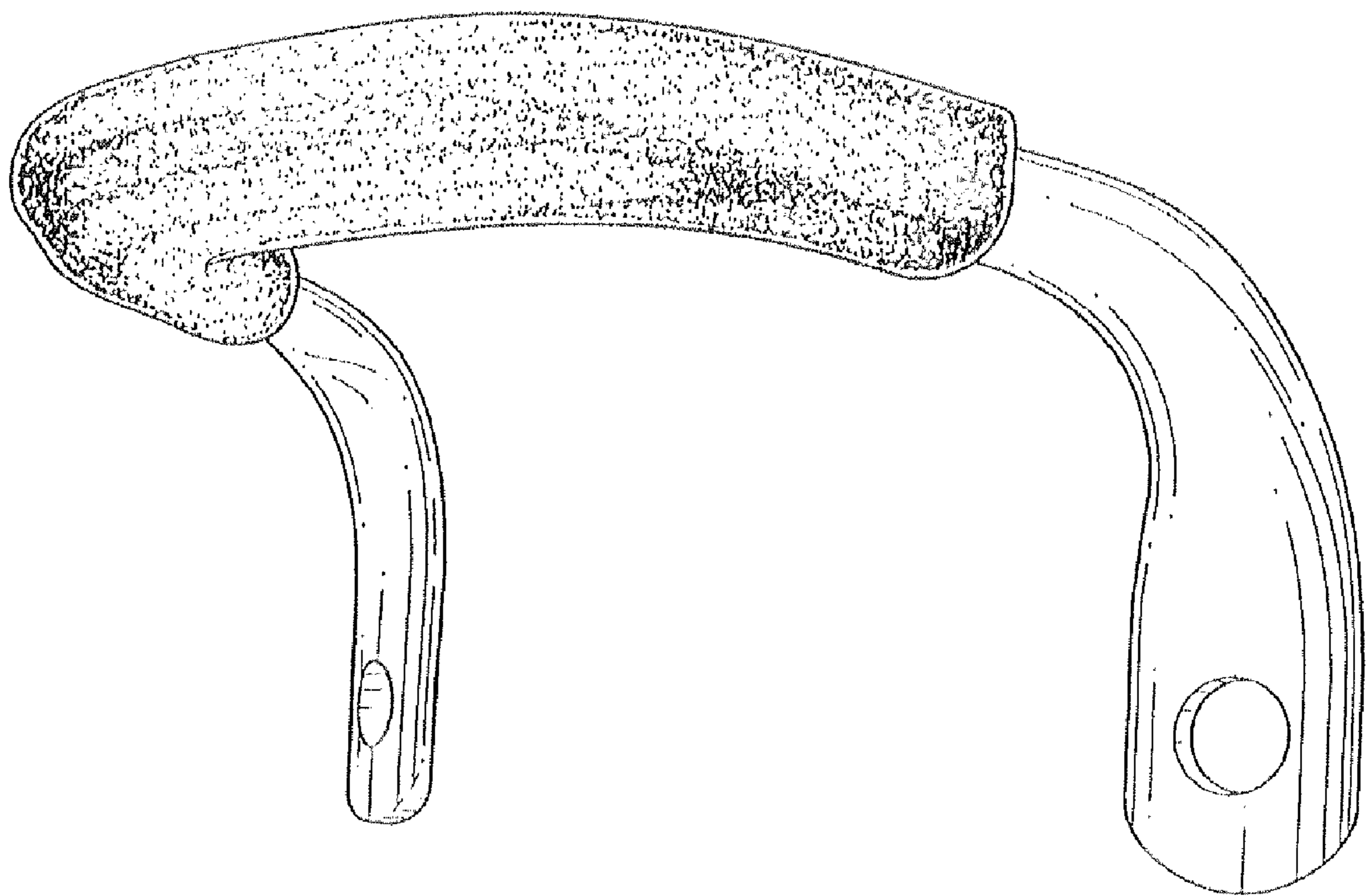


FIG. 1

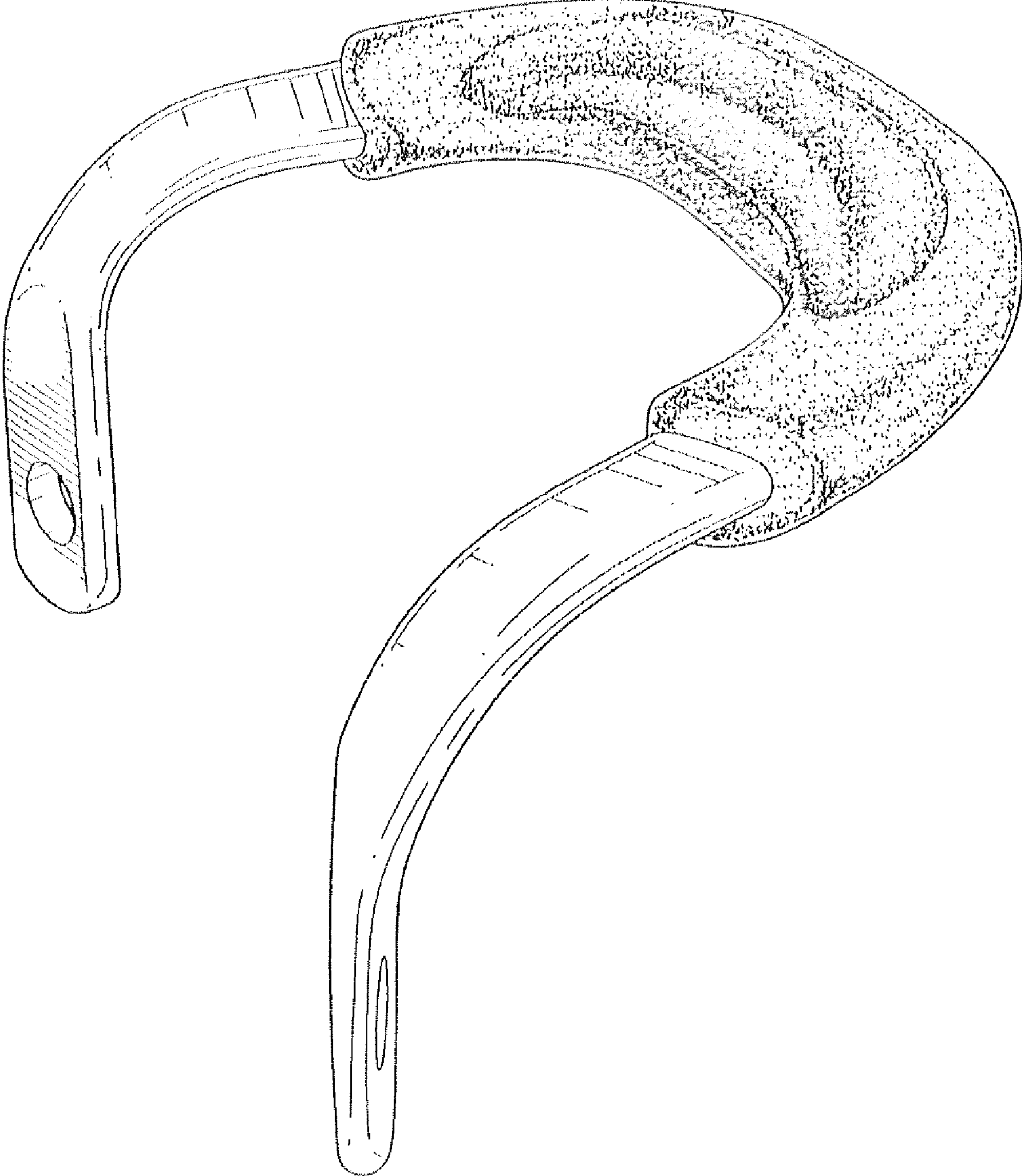


FIG. 2




FIG. 3




FIG. 4

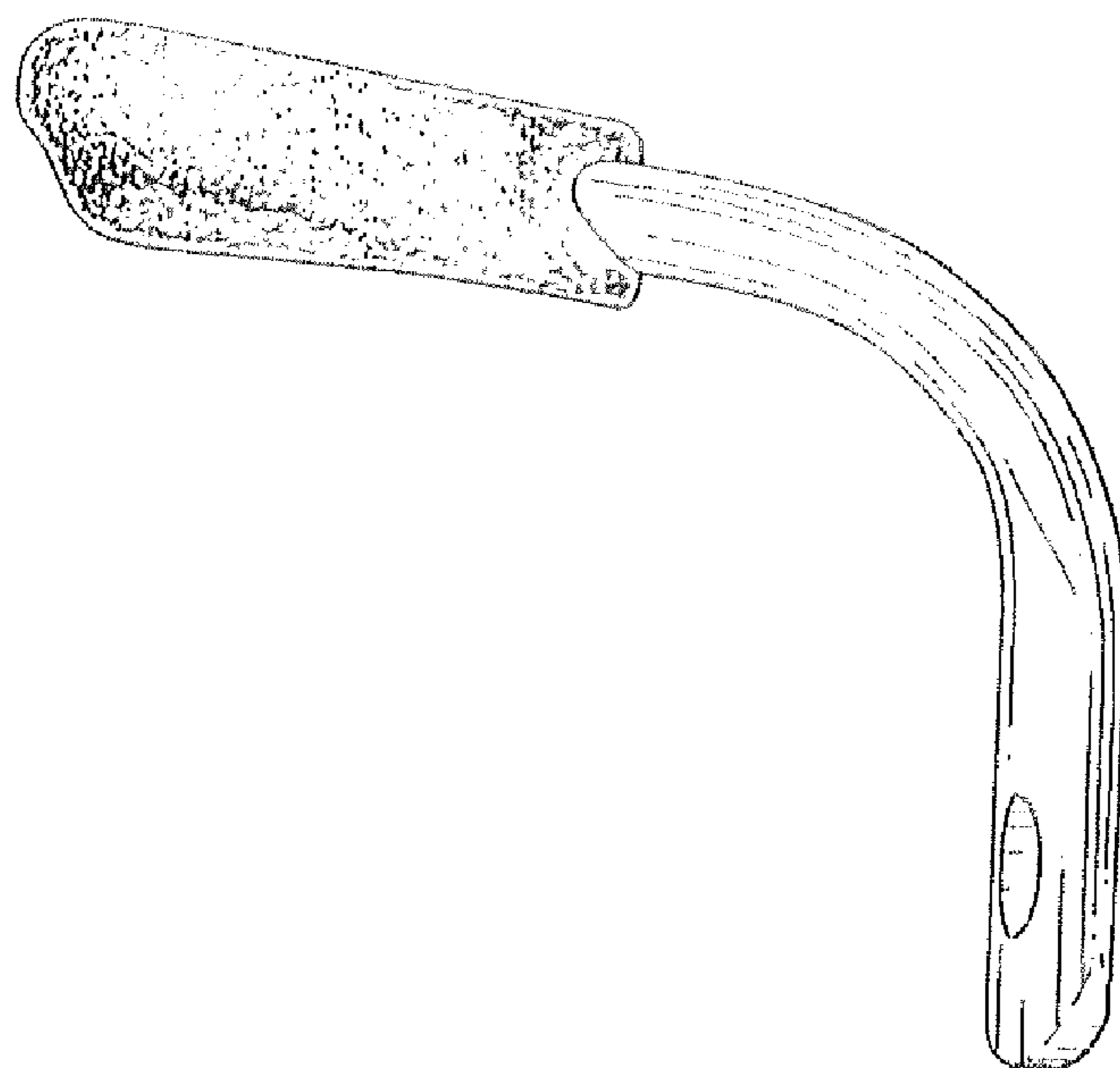


FIG. 5




FIG. 6




FIG. 7