



US00D615349S

(12) **United States Design Patent**  
**Furlong**

(10) **Patent No.:** **US D615,349 S**

(45) **Date of Patent:** **\*\* \*May 11, 2010**

(54) **FOOD STORAGE CONTAINER LID**

(75) Inventor: **Brian Douglas Furlong**, Davidson, NC  
(US)

(73) Assignee: **Rubbermaid Incorporated**,  
Huntersville, NC (US)

(\*) Notice: This patent is subject to a terminal disclaimer.

(\*\*) Term: **14 Years**

(21) Appl. No.: **29/331,517**

(22) Filed: **Jan. 27, 2009**

(51) **LOC (9) Cl.** ..... **07-02**

(52) **U.S. Cl.** ..... **D7/392.1**

(58) **Field of Classification Search** ..... D7/391,  
D7/392, 392.1, 629, 500, 538, 566, 568, 570,  
D7/584; D9/425, 428, 434-436, 451-454,  
D9/503, 504, 569; 220/700, 701, 780, 782,  
220/315, 377, 800; 215/200, 224, 316, 354  
See application file for complete search history.

(56) **References Cited**

U.S. PATENT DOCUMENTS

D390,109 S *	2/1998	Tucker et al.	.....	D9/425
D398,812 S *	9/1998	Laib	.....	D7/392.1
D419,829 S *	2/2000	Wilson et al.	.....	D7/629
D420,548 S *	2/2000	Loew et al.	.....	D7/392.1
D427,063 S *	6/2000	May	.....	D9/425
D443,184 S *	6/2001	Maxwell et al.	.....	D7/629
D448,969 S *	10/2001	Conti	.....	D7/392.1
D462,880 S *	9/2002	Maxwell et al.	.....	D7/629
D465,382 S *	11/2002	Wolf et al.	.....	D7/392.1
D475,239 S *	6/2003	Claypool	.....	D7/392.1
D485,468 S *	1/2004	Roth et al.	.....	D7/392.1
D485,473 S *	1/2004	Dais et al.	.....	D7/629
D490,278 S *	5/2004	Welsh	.....	D7/629
D501,754 S *	2/2005	Munson et al.	.....	D7/392.1
D502,049 S *	2/2005	Munson et al.	.....	D7/392.1
D505,839 S *	6/2005	Stanos et al.	.....	D7/629
D536,922 S *	2/2007	Roth et al.	.....	D7/391

D541,598 S *	5/2007	Kim	.....	D7/629
D542,100 S *	5/2007	Kim	.....	D7/629
D551,496 S *	9/2007	Ablo et al.	.....	D7/392.1
D555,983 S *	11/2007	Tucker et al.	.....	D7/629
D585,699 S *	2/2009	Furlong	.....	D7/392.1

\* cited by examiner

*Primary Examiner*—Philip S Hyder

*Assistant Examiner*—Cynthia M Chin

(74) *Attorney, Agent, or Firm*—Lempia Braidwood LLC

(57) **CLAIM**

The ornamental design for a “food storage container lid,” as shown and described.

**DESCRIPTION**

FIG. 1 is a top, front, and left side perspective view showing my new design for a food storage container lid;

FIG. 2 is a front view of the food storage container lid shown in FIG. 1;

FIG. 3 is a left side view of the food storage container lid shown in FIG. 1;

FIG. 4 is a rear view of the food storage container lid shown in FIG. 1;

FIG. 5 is a right side view of the food storage container lid shown in FIG. 1;

FIG. 6 is a top view of the food storage container lid shown in FIG. 1;

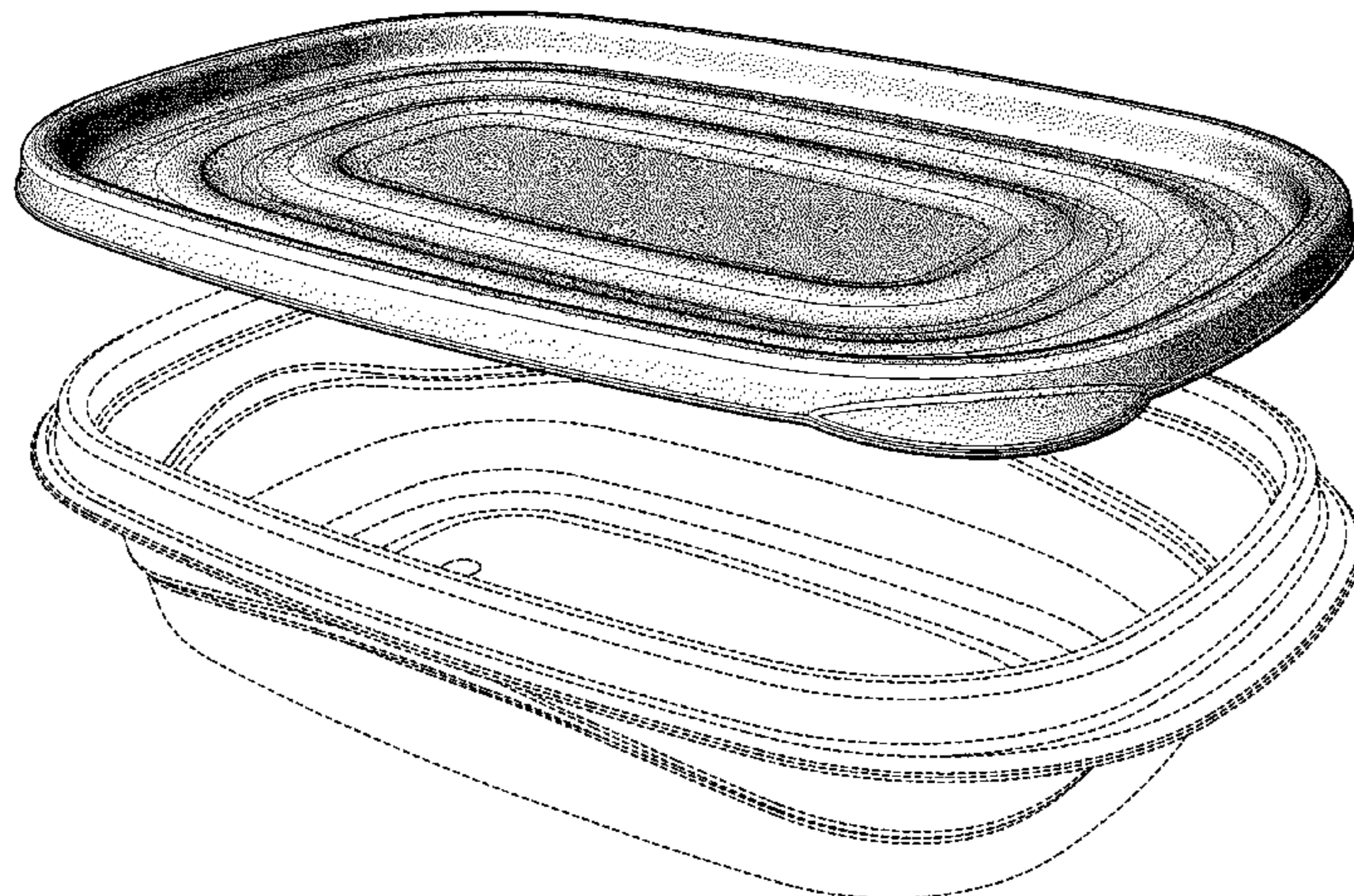
FIG. 7 is a bottom view of the food storage container lid shown in FIG. 1;

FIG. 8 is a perspective exploded view of the food storage container lid shown in FIG. 1 with an exemplary base; and,

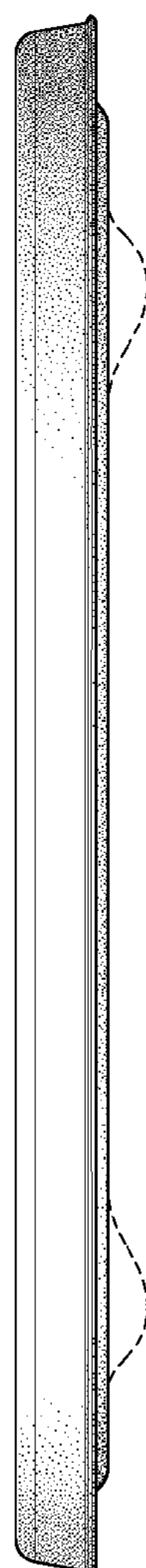
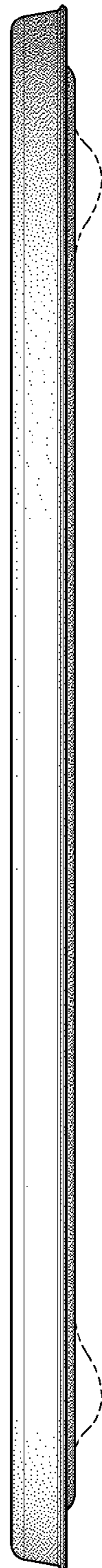
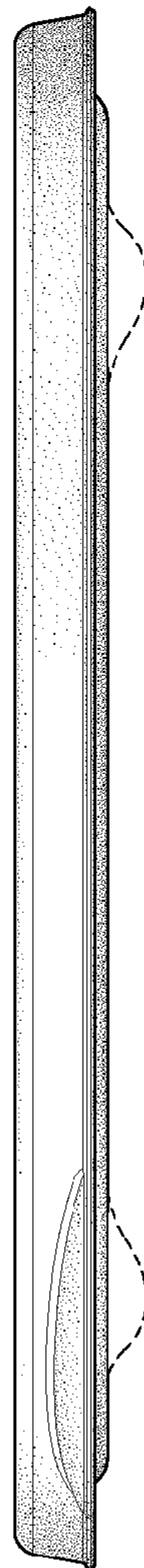
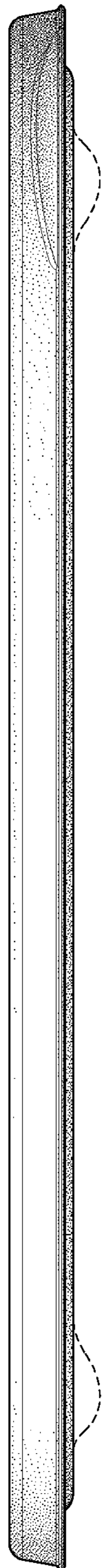
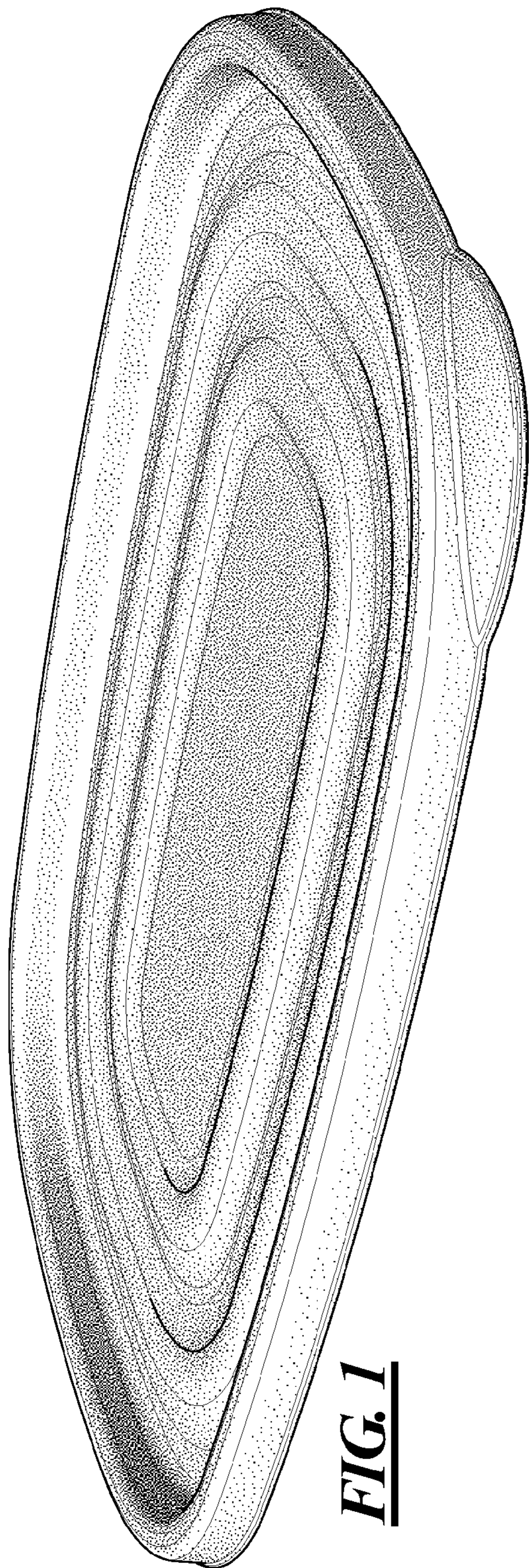
FIG. 9 is a perspective exploded view of the food storage container lid shown in FIG. 1 with an alternative exemplary base.

The subject matter shown in dashed lines is for illustrative purposes only and forms no part of the claimed design.


**1 Claim, 5 Drawing Sheets**












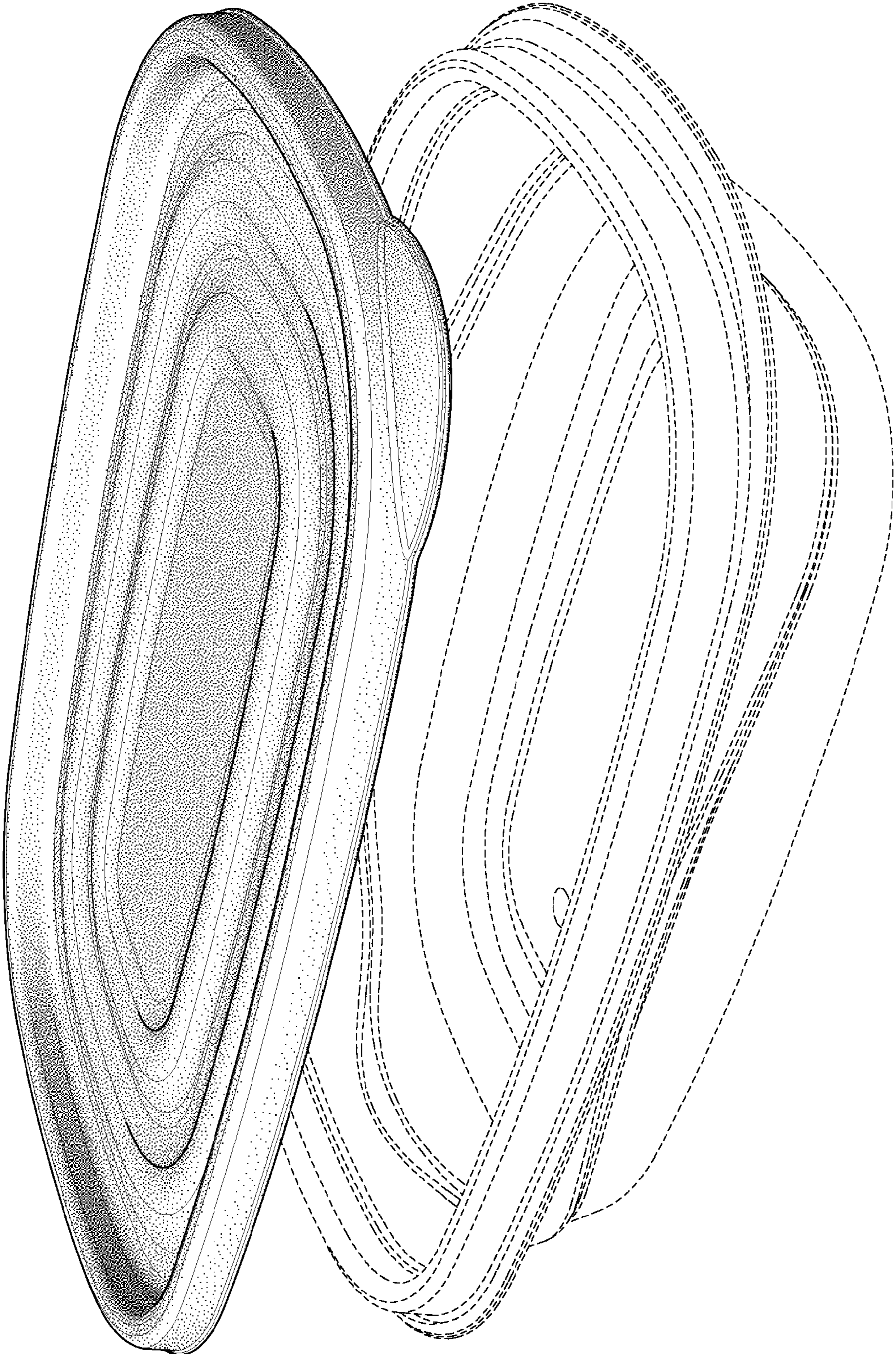
**FIG. 6**



**FIG. 7**



**FIG. 8**





**FIG. 9**

