



US00D615344S

(12) **United States Design Patent**  
**Grey et al.**

(10) **Patent No.:** **US D615,344 S**

(45) **Date of Patent:** **\*\* May 11, 2010**

(54) **RANGE**

D524,093 S \* 7/2006 Home ..... D7/340  
D563,714 S \* 3/2008 Sadtler ..... D7/340  
D605,456 S \* 12/2009 Bengtson et al. .... D7/340

(75) Inventors: **Jonathan Grey**, Huntersville, NC (US);  
**Graham Sadtler**, New Bern, NC (US)

\* cited by examiner

(73) Assignee: **BSH Home Appliances Corporation**,  
Huntington Beach, CA (US)

*Primary Examiner*—Catherine R Oliver  
(74) *Attorney, Agent, or Firm*—James E. Howard; Andre  
Pallabies

(\*\*) Term: **14 Years**

(21) Appl. No.: **29/341,081**

(57) **CLAIM**

(22) Filed: **Jul. 30, 2009**

The ornamental design for a range, as shown and described.

(51) **LOC (9) Cl.** ..... **07-02**

(52) **U.S. Cl.** ..... **D7/340**

(58) **Field of Classification Search** ..... D7/340,  
D7/339–341, 346–349, 402, 407–408; 126/39 R,  
126/39 F, 39 C, 39 B, 211, 214 R, 39 E; 219/391–392,  
219/395

See application file for complete search history.

**DESCRIPTION**

FIG. 1 is a perspective view of a range showing our ornamental design, with the rear and bottom view being plain and unornamented;

FIG. 2 is a top view thereof;

FIG. 3 is a left side view thereof;

FIG. 4 is a front view thereof; and,

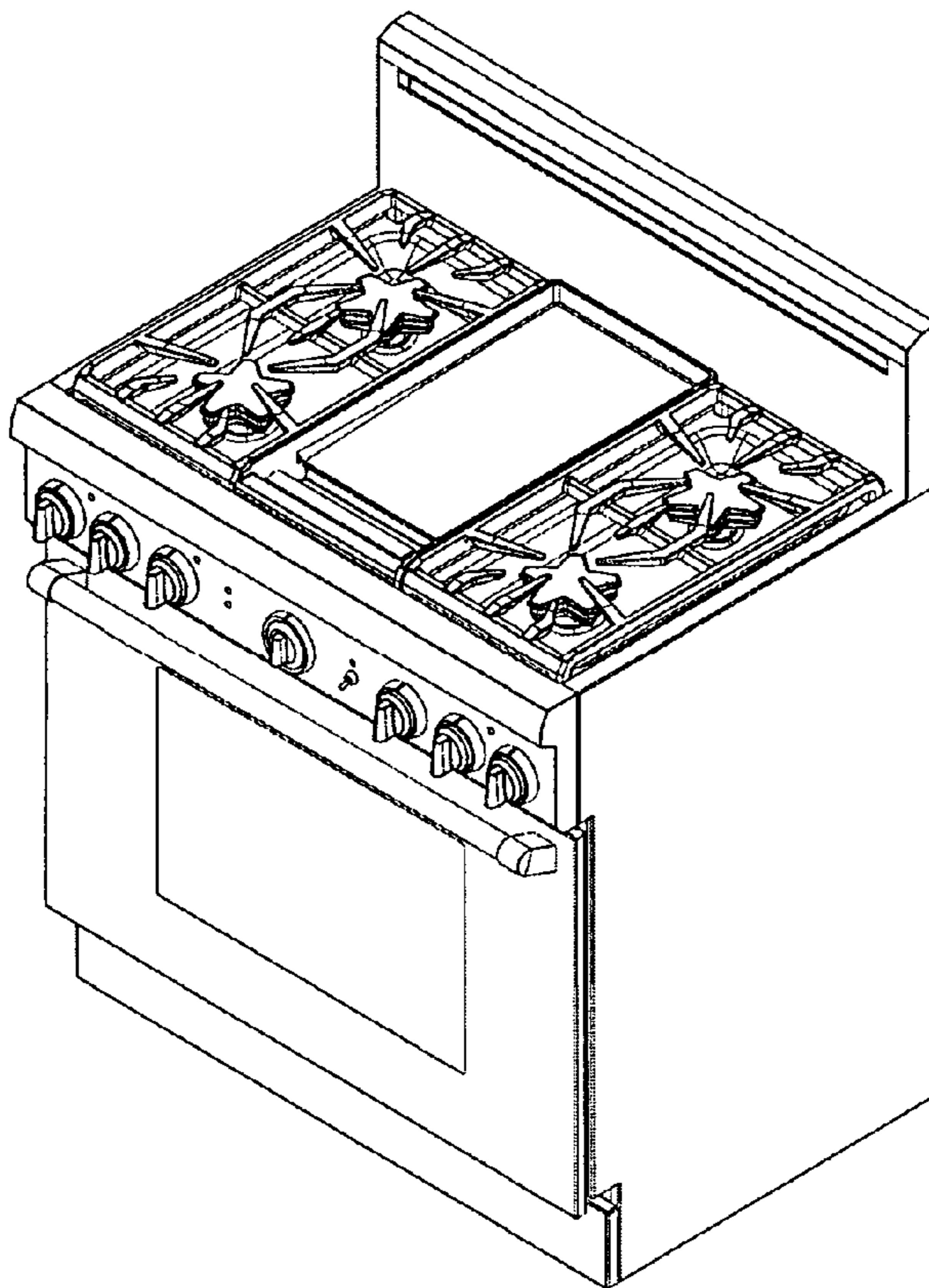
FIG. 5 is a right side view thereof.

(56) **References Cited**

**U.S. PATENT DOCUMENTS**

D503,583 S \* 4/2005 Masin ..... D7/340

**1 Claim, 5 Drawing Sheets**



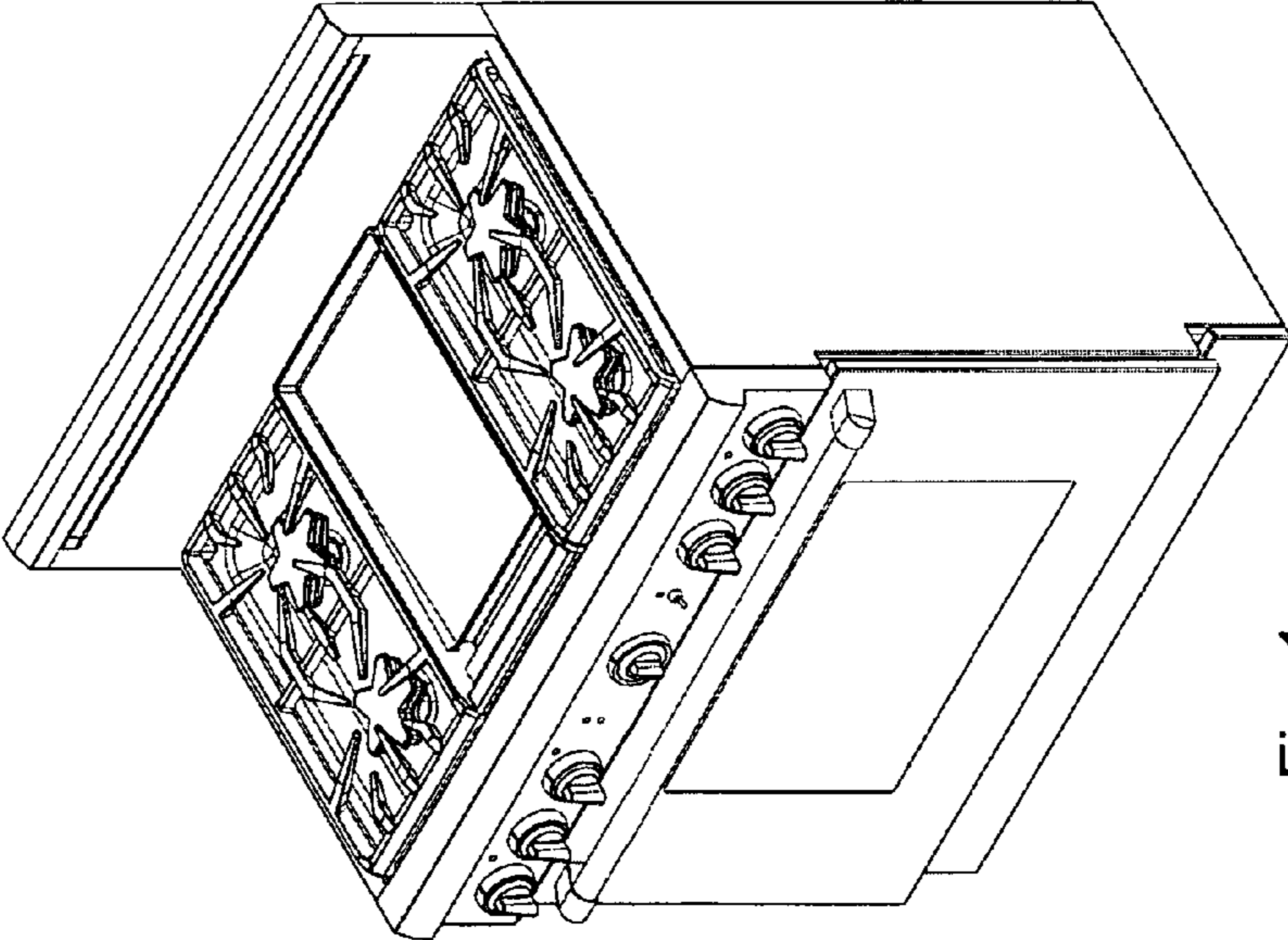


Fig. 1




Fig. 2

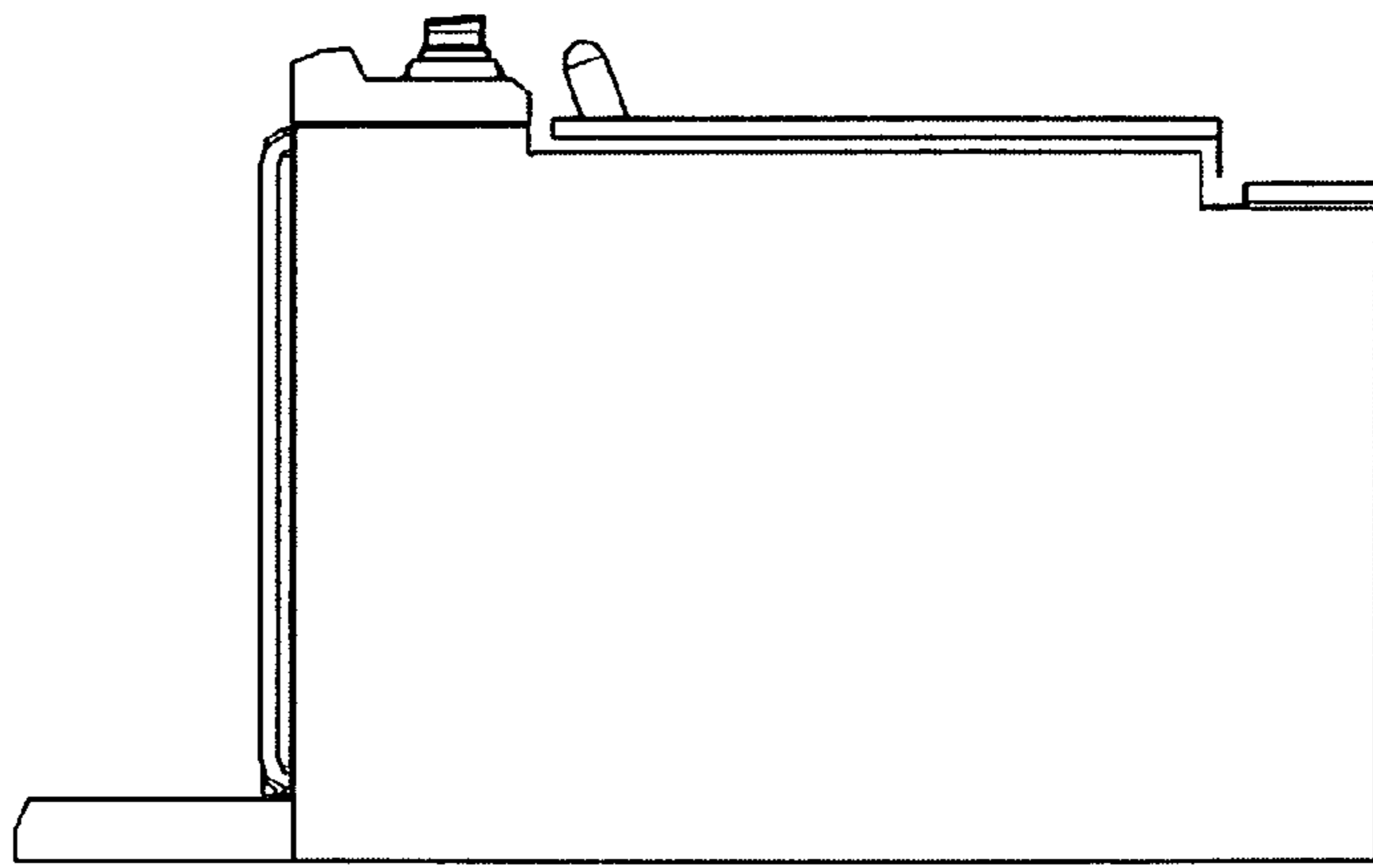


Fig. 3

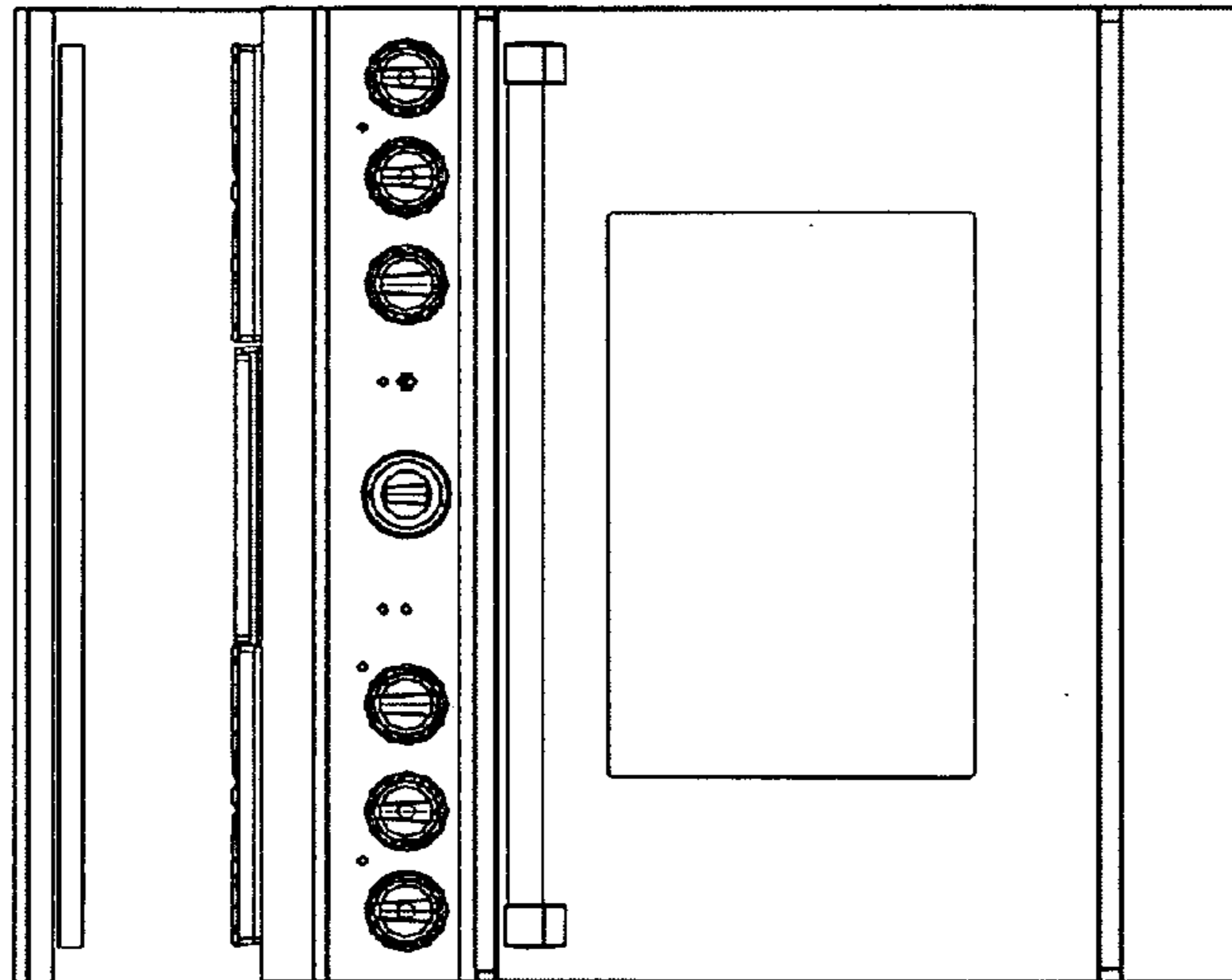


Fig. 4




Fig. 5