



US00D615326S

(12) **United States Design Patent**
Tran

(10) **Patent No.:** **US D615,326 S**

(45) **Date of Patent:** **** May 11, 2010**

(54) **PEDICURE SPA BASE**

D439,083 S 3/2001 Tseng
D451,321 S 12/2001 Chi

(75) Inventor: **Minh Sang Tran**, Cambridge (CA)

(Continued)

(73) Assignee: **Gulfstream Inc.**, Cambridge, Ontario

OTHER PUBLICATIONS

(**) Term: **14 Years**

U.S. Appl. No. 29/327,019, Minh Sang Tran, filed Oct. 29, 2008, Base for a Pedicure Chair.

(21) Appl. No.: **29/353,692**

(Continued)

(22) Filed: **Jan. 13, 2010**

Primary Examiner—Sandra Snapp

(51) **LOC (9) Cl.** **06-01**

(74) *Attorney, Agent, or Firm*—Jones, Walker, Waechter, Poitevent, Carrere & Denegre, LLP

(52) **U.S. Cl.** **D6/495**

(58) **Field of Classification Search** D6/334–338, D6/349, 355, 361, 368–370, 376, 379–381, D6/492, 495, 500–502, 491; 297/16.1, 42, 297/94, 135, 175, 232, 233, 350, 351, 445.1, 297/448.1, 448.2, 451.9; 5/12.1, 12.2; D28/56
See application file for complete search history.

(57) **CLAIM**

The ornamental design for a pedicure spa base, as shown and described.

(56) **References Cited**

DESCRIPTION

U.S. PATENT DOCUMENTS

2,580,981 A	1/1952	Webster
D219,323 S	11/1970	Bost
D250,206 S	11/1978	Levin
D251,202 S	2/1979	Charewicz
D288,729 S	3/1987	Meyerovich et al.
D288,993 S	3/1987	Grimsrud
D342,165 S	12/1993	Marshall et al.
5,697,921 A	12/1997	Blair
D412,600 S	8/1999	Oh et al.
D424,819 S	5/2000	Galati et al.
D429,379 S	8/2000	Kim
D429,380 S	8/2000	Fontier et al.
D431,637 S	10/2000	Palmer
D434,916 S	12/2000	Galati, Jr. et al.
D435,937 S	1/2001	Back et al.
D439,082 S	3/2001	Su

FIG. 1 is a front, side perspective view of the pedicure spa base showing the location of the spa chair and spa basin.

FIG. 2 is a front, side perspective view of the pedicure spa base.

FIG. 3 is a rear side elevation view of the pedicure spa base.

FIG. 4 is a right side elevation view of the pedicure spa base.

FIG. 5 is a front elevation view of the pedicure spa base.

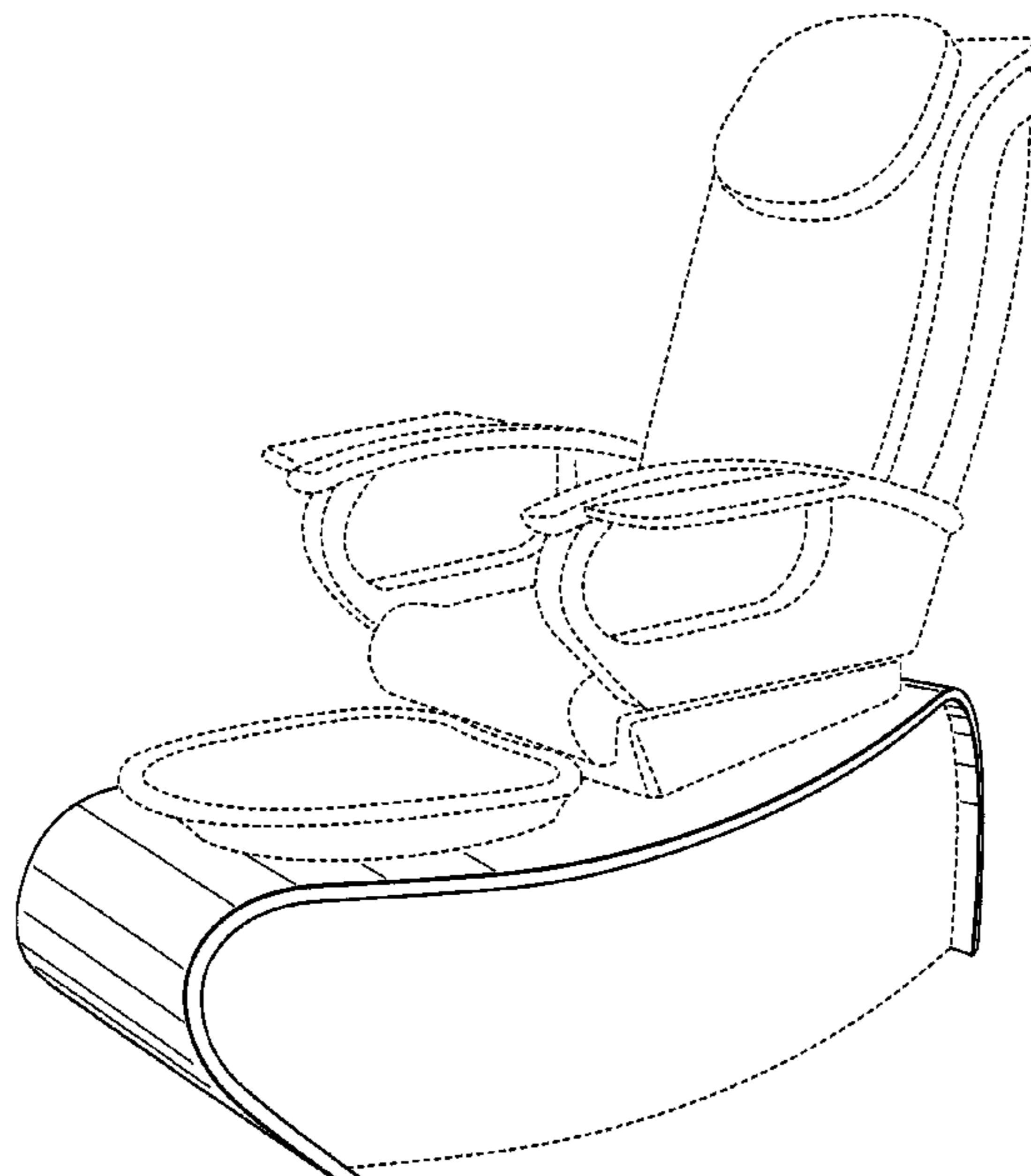
FIG. 6 is a left side elevation view of the pedicure spa base.

FIG. 7 is a rear elevation view of the pedicure spa base; and,

FIG. 8 is a top plan view of the pedicure spa base.

The broken lines in the drawings, particularly those depicting a massage chair and basin shown in FIG. 1, are for illustrative purposes only and form no part of the claimed design.

1 Claim, 7 Drawing Sheets



US D615,326 S

Page 2

U.S. PATENT DOCUMENTS

D454,705 S	3/2002	Long et al.	D568,485 S	5/2008	Ton
D455,017 S	4/2002	Tran	D569,135 S	5/2008	Galati, Jr. et al.
D455,566 S	4/2002	Park	D569,986 S	5/2008	Ton
D456,154 S	4/2002	Huynh et al.	D571,018 S	6/2008	Ton et al.
D457,018 S	5/2002	Park	D571,565 S	6/2008	Cheng
D465,113 S	11/2002	Chen	D571,961 S	6/2008	Nguyen
6,503,212 B2	1/2003	Park	D576,806 S	9/2008	Le
D472,720 S	4/2003	Cheng	D576,807 S	9/2008	Le
D475,558 S	6/2003	Chen	D583,171 S	12/2008	Tran
D479,919 S	9/2003	Genelli et al.	D583,576 S	12/2008	Tran
D498,599 S	11/2004	Luong	D588,707 S *	3/2009	Mai et al. D24/213
6,880,182 B2	4/2005	Gruenwald	D589,285 S *	3/2009	Tran D6/495
D504,783 S	5/2005	Park	D591,963 S	5/2009	Lifeng
D505,021 S	5/2005	Kim	2004/0060108 A1	4/2004	Hoon Park
D520,791 S	5/2006	Solowieg	2004/0177438 A1	9/2004	Gruenwald
D526,505 S	8/2006	Gruenwald et al.	2006/0242760 A1	11/2006	Chao
D541,060 S	4/2007	Fugate et al.	2007/0226896 A1	10/2007	Fugate et al.
D549,876 S	8/2007	Le	2007/0226897 A1	10/2007	Fugate
D549,999 S	9/2007	Fugate et al.			
D556,480 S	12/2007	Tran			
D560,310 S	1/2008	Le			
D561,903 S	2/2008	Ton			
D562,575 S	2/2008	Le			
D563,558 S	3/2008	Ton			
D564,099 S	3/2008	Ton et al.			
D565,739 S	4/2008	Tran			
D566,407 S	4/2008	Gay			

OTHER PUBLICATIONS

U.S. Appl. No. 29/319,651, Minh Sang Tran, filed Jun. 12, 2008, Pedicure Chair.

U.S. Appl. No. 29/319,652, Minh Sang Tran, filed Jun. 12, 2008, Support for a Pedicure Chair.

Continuum Pedicure Spas—Pedicure Chairs, Spas, and Salon Equipment, retrieved from internet on Jan. 27, 2010, <http://www.salonpedicurespas.com/>, p. 1 of 1.

* cited by examiner

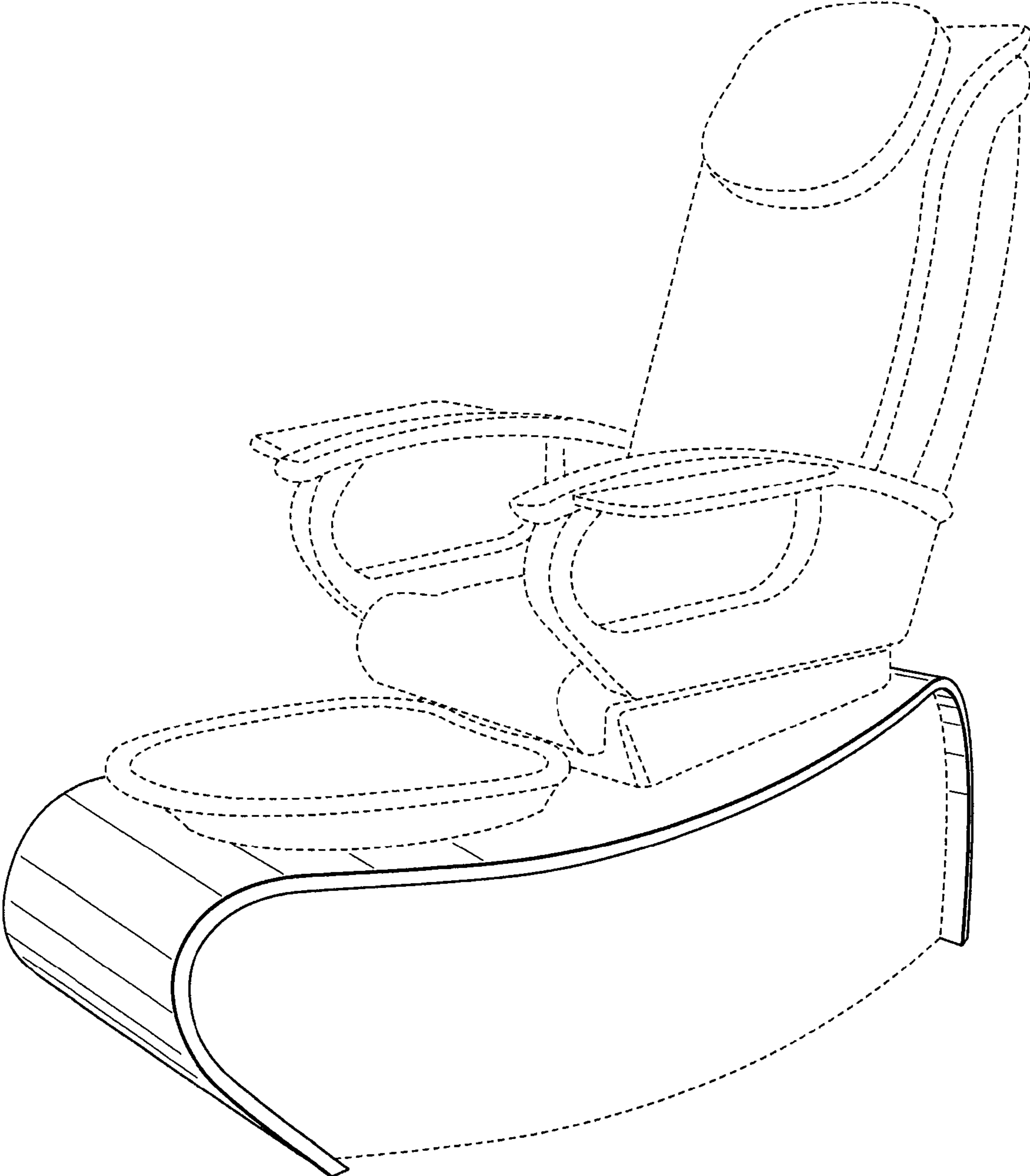


FIG. 1

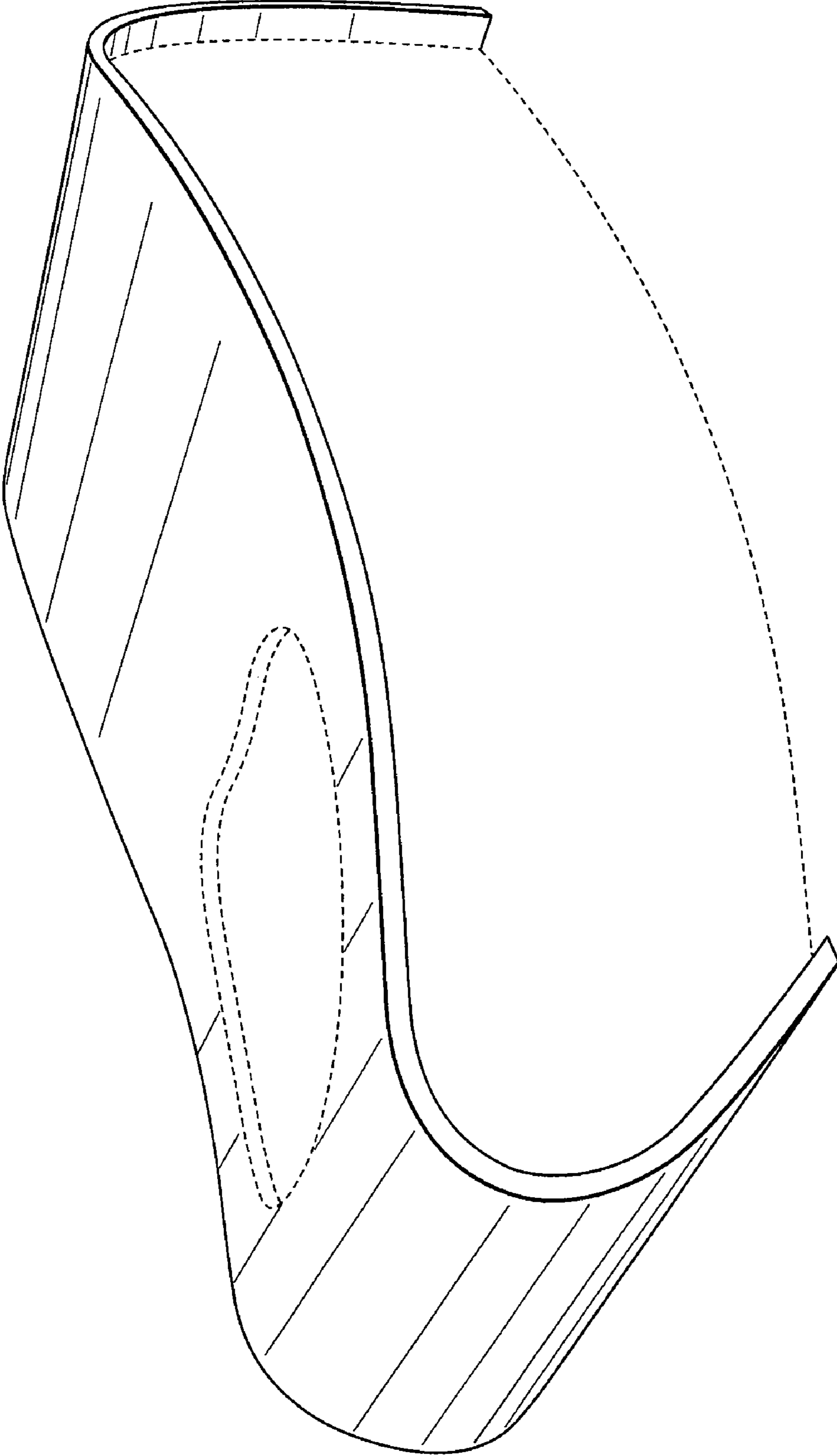


FIG. 2

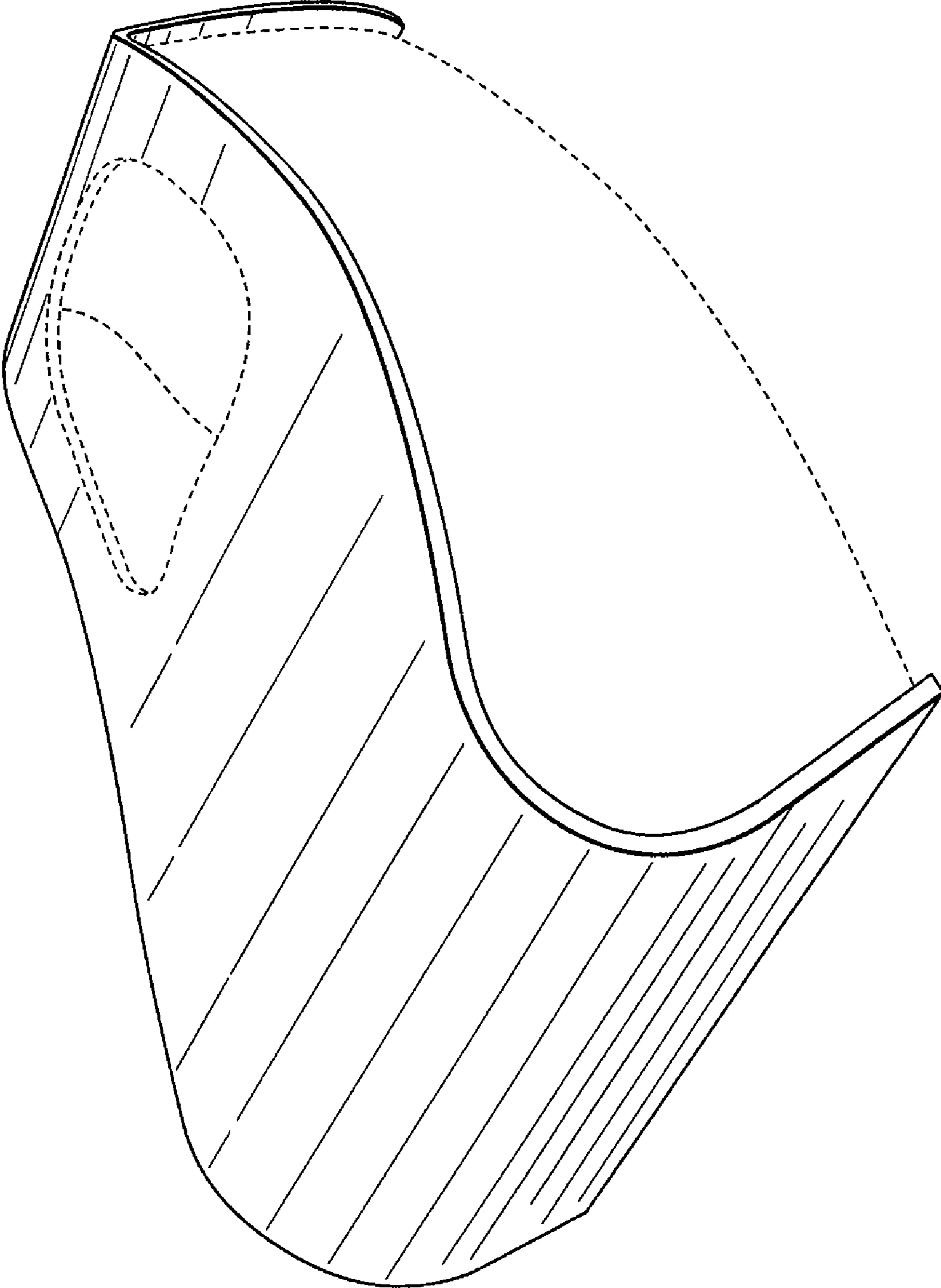


FIG. 3




FIG. 4



FIG. 5




FIG. 7

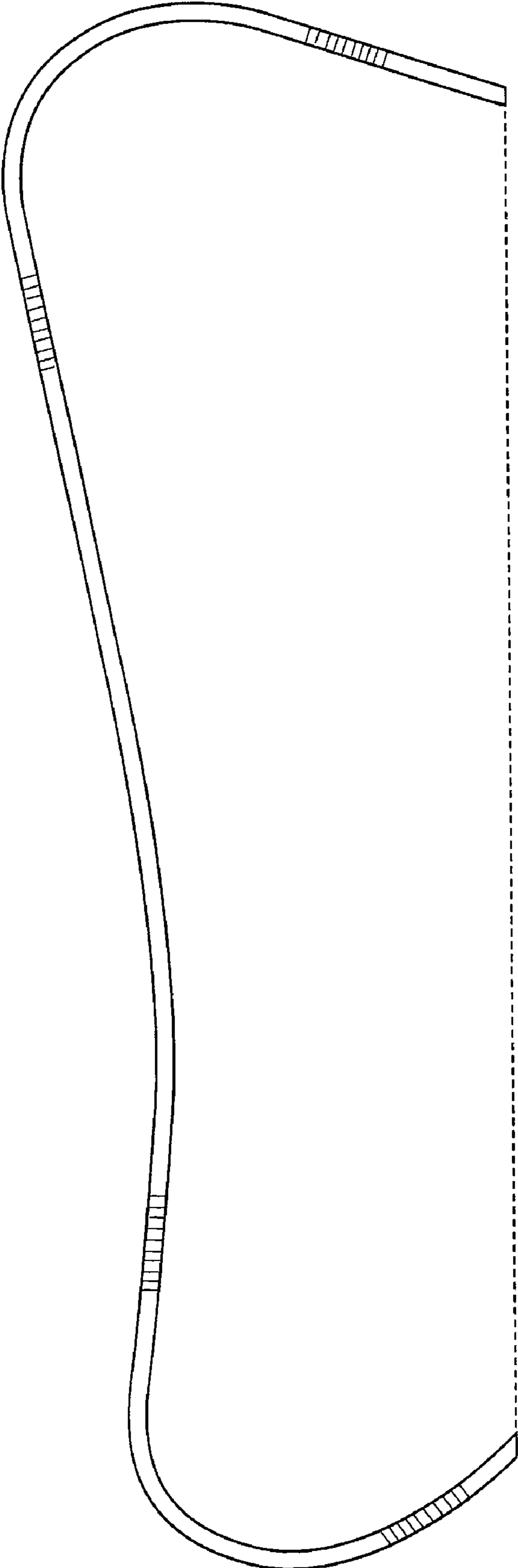


FIG. 6

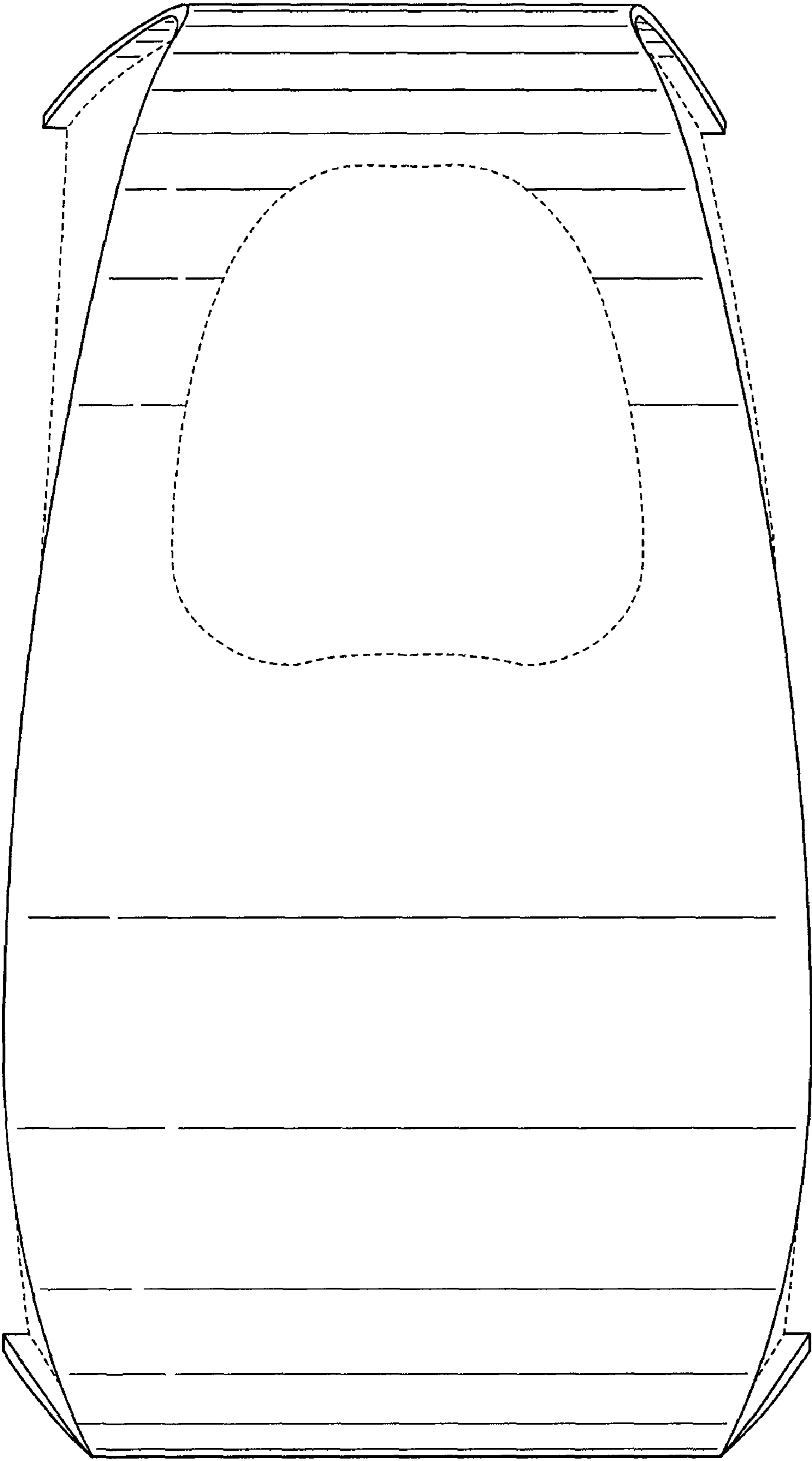


FIG. 8