



US00D615322S

(12) **United States Design Patent**
Doughty et al.

(10) **Patent No.:** **US D615,322 S**

(45) **Date of Patent:** **** May 11, 2010**

(54) **TABLE**

D552,890 S 10/2007 Domack et al.

(75) Inventors: **Frederic Doughty**, Pottstown, PA (US);
Marshall Mullins, Scottsdale, AZ (US)

FOREIGN PATENT DOCUMENTS

DE 20200293 U 1/2002

(73) Assignee: **Agio International Company, Ltd.**,
Hong Kong (HK)

OTHER PUBLICATIONS

(**) Term: **14 Years**

Gardner's Flooring and Furniture, Inc.; Harmony Collection 28002 Rectangular Cocktail Table; online catalog; slate table top; 2 pages; 1972.

(21) Appl. No.: **29/313,869**

/www.todaysswimandpatio.com/ Today's; Swim & Patio; online catalog; "Clematis" marble slate table top and enlarged image; 4 pages total; Jan. 19, 2010. Available prior to the original submission date.

(22) Filed: **Feb. 17, 2009**

/www.artvan.com/Furniture/Store/Product Harmony-Collection/ Art Van Furniture; Harmony Collection; online catalog; slate tile table; 2 pages; Jan. 19, 2010. Available prior to the original submission date.

(51) **LOC (9) Cl.** **06-03**

(52) **U.S. Cl.** **D6/480**

(58) **Field of Classification Search** D6/480-489,
D6/495-499, 450, 451, 429-431; 108/150,
108/153.1, 155, 156, 161; 248/188, 188.1,
248/188.8

* cited by examiner

Primary Examiner—Janice E Seeger

(74) *Attorney, Agent, or Firm*—Williams Mullen; M. Bruce Harper

See application file for complete search history.

(57) **CLAIM**

(56) **References Cited**

The ornamental design for a table, as shown.

U.S. PATENT DOCUMENTS

DESCRIPTION

D63,357 S	11/1923	Clarke	
D80,286 S	1/1930	O'Neill	
D86,529 S *	3/1932	Lober et al.	D6/511
D111,581 S *	10/1938	Frey	D6/480
D182,911 S	5/1958	Lubberts et al.	
D263,909 S	4/1982	Adkinson	
D278,959 S	5/1985	Berry, Jr.	
D385,730 S *	11/1997	Paus	D6/480
D402,142 S	12/1998	Muller	
D423,258 S	4/2000	Pinch	
D499,584 S	12/2004	Domack et al.	
D535,837 S	1/2007	Lowsky	
D552,887 S *	10/2007	Everson et al.	D6/480

FIG. 1 is a perspective view of a table, showing my new design;

FIG. 2 is a front view;

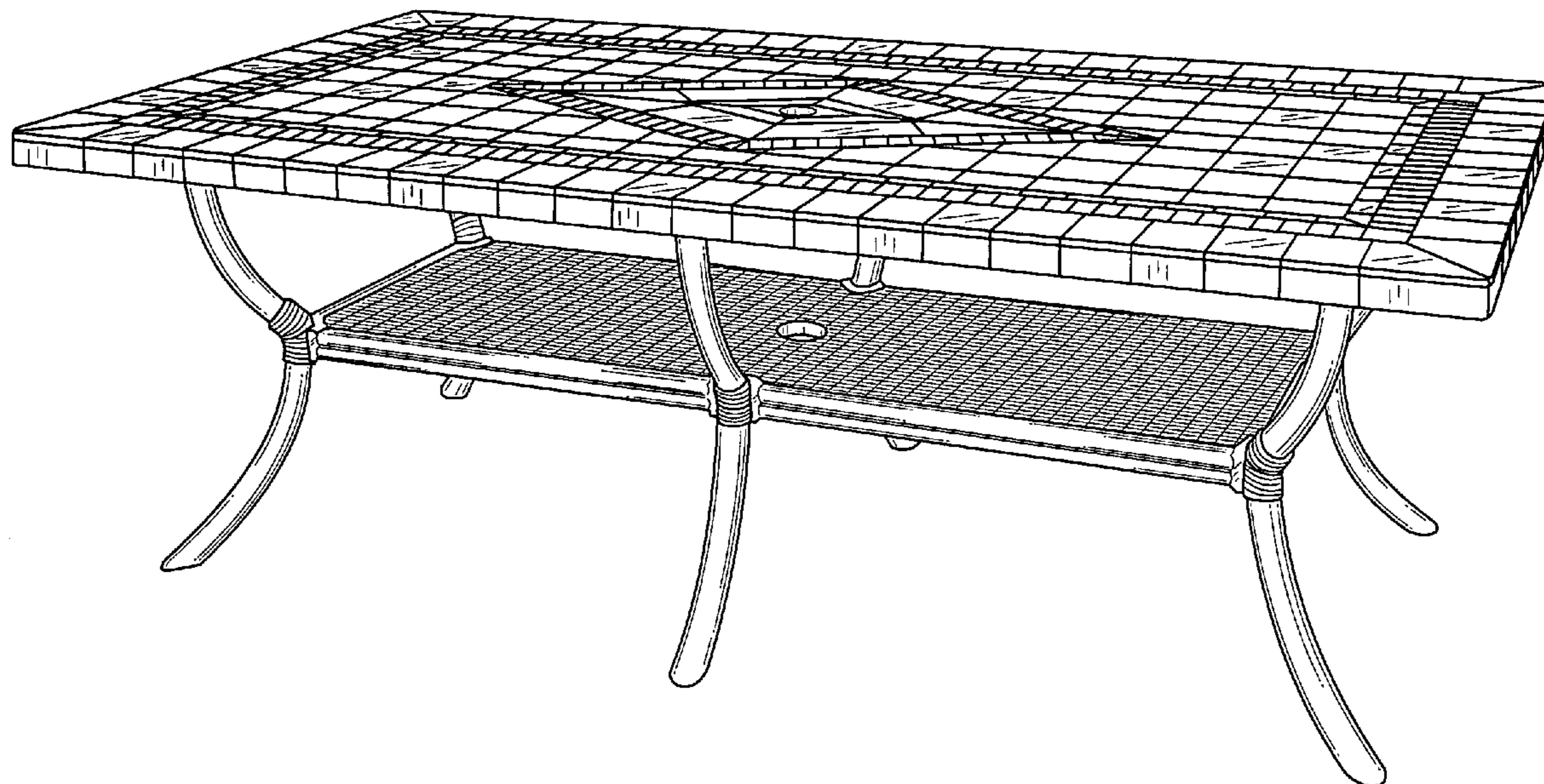
FIG. 3 is a top view;

FIG. 4 is an end view; and,

FIG. 5 is a bottom view.

The broken lines are for environmental purposes only and form no part of the claimed design.

1 Claim, 3 Drawing Sheets



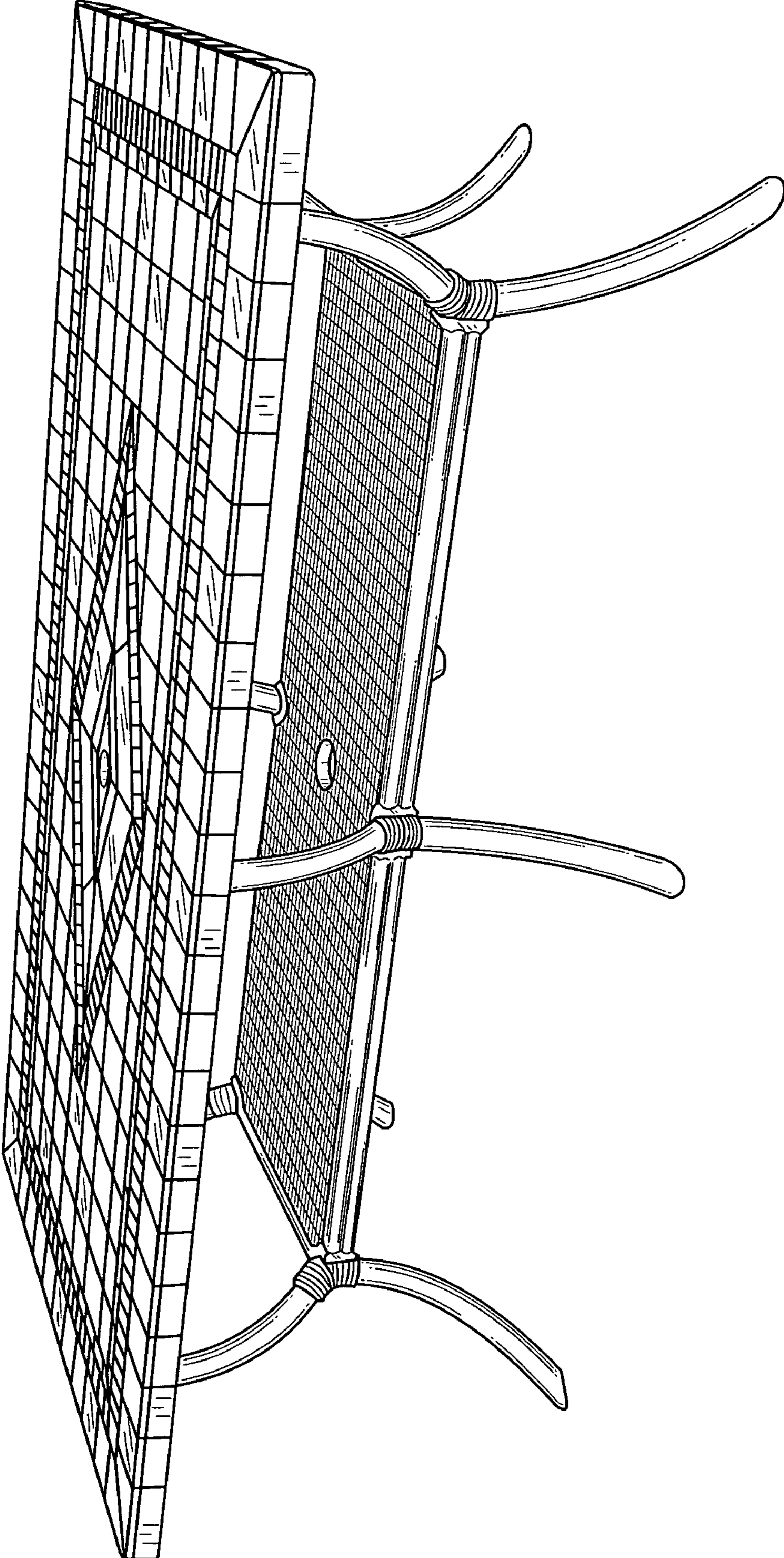


FIG. 1

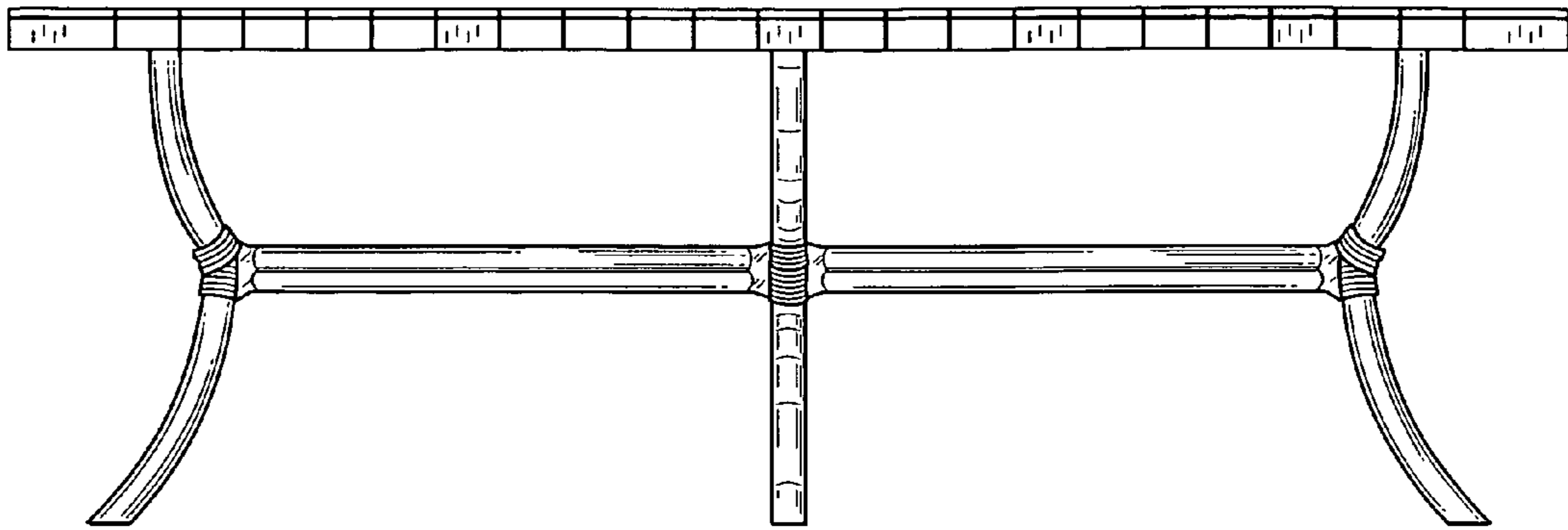


FIG. 2

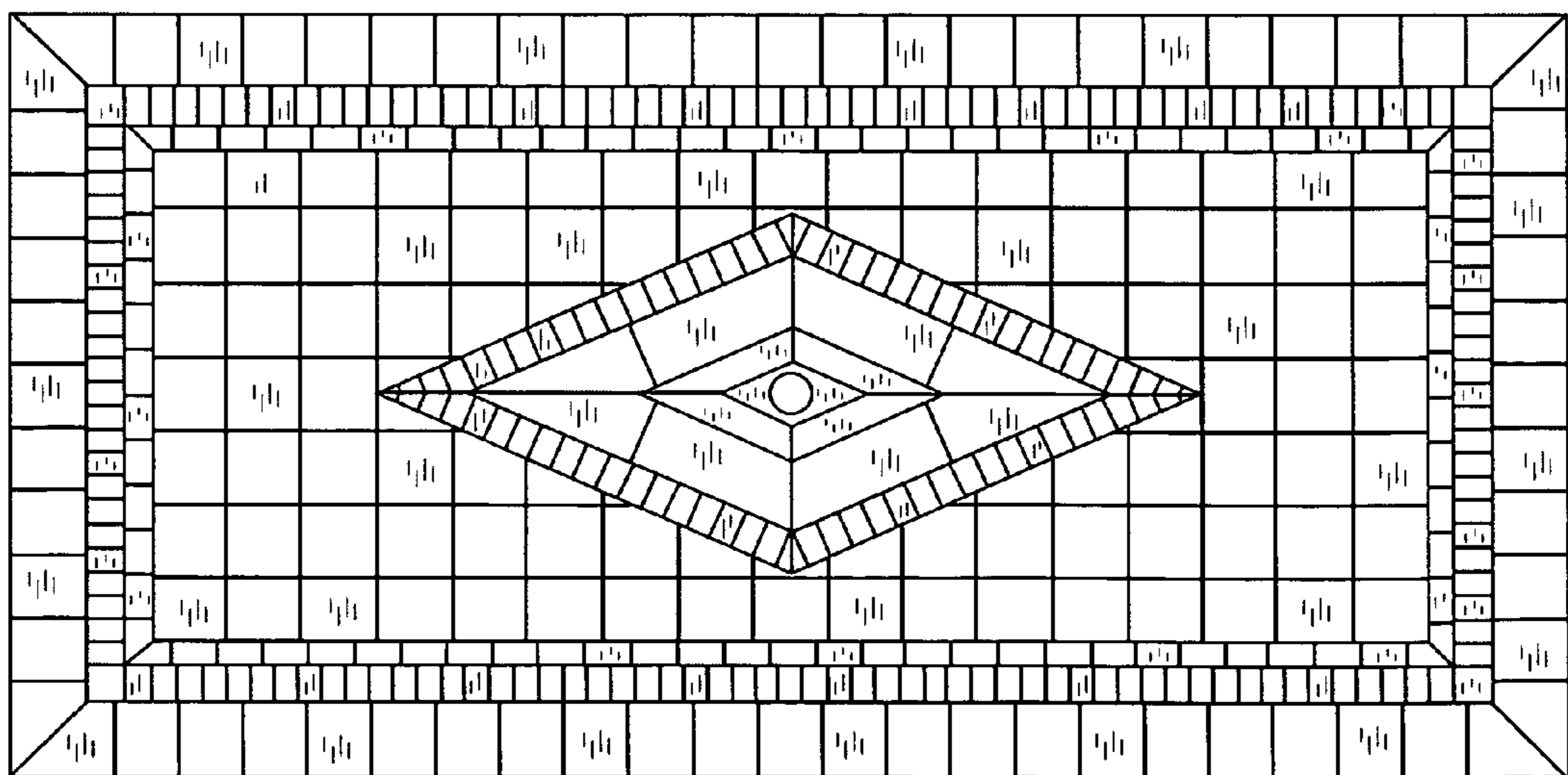


FIG. 3

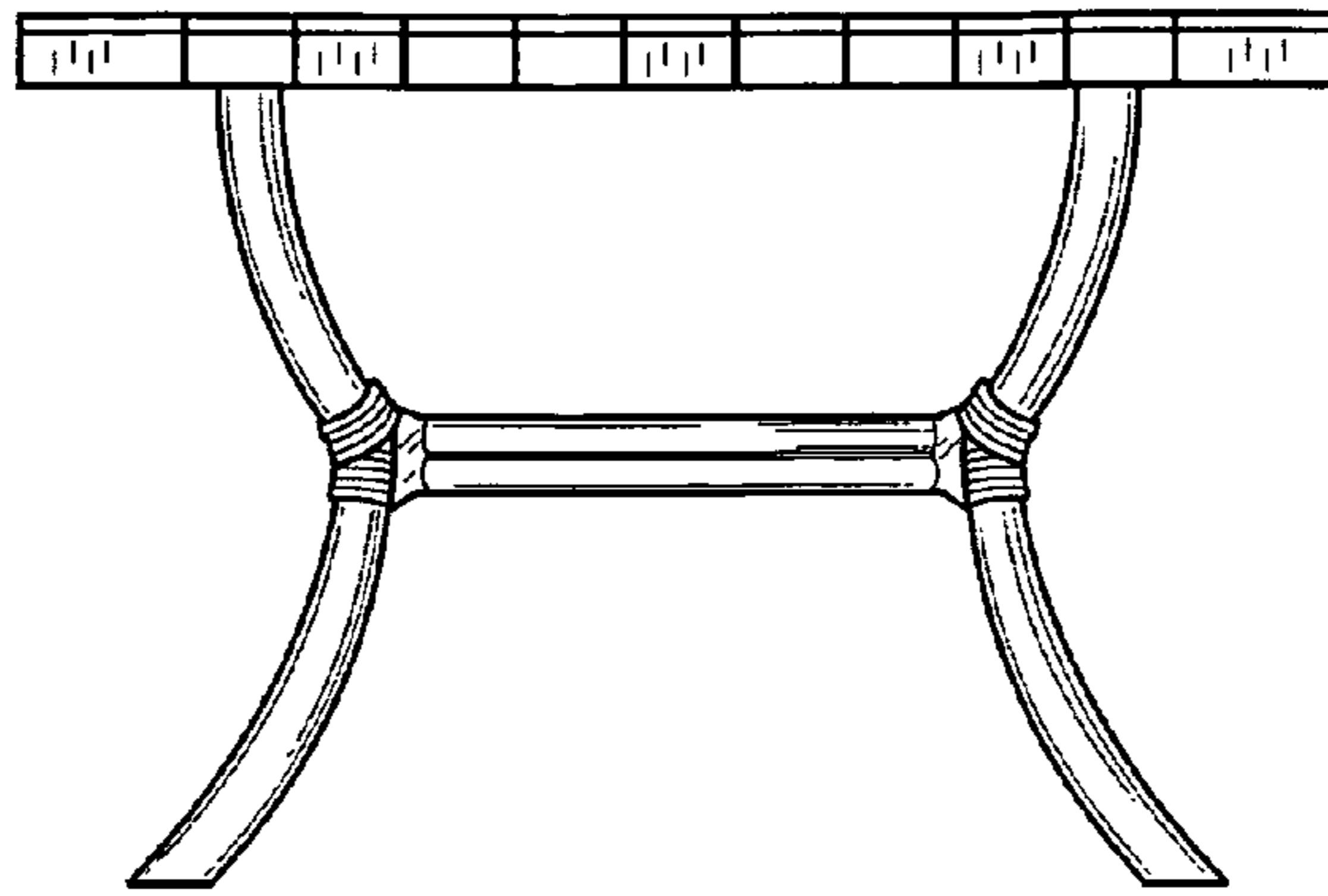


FIG. 4

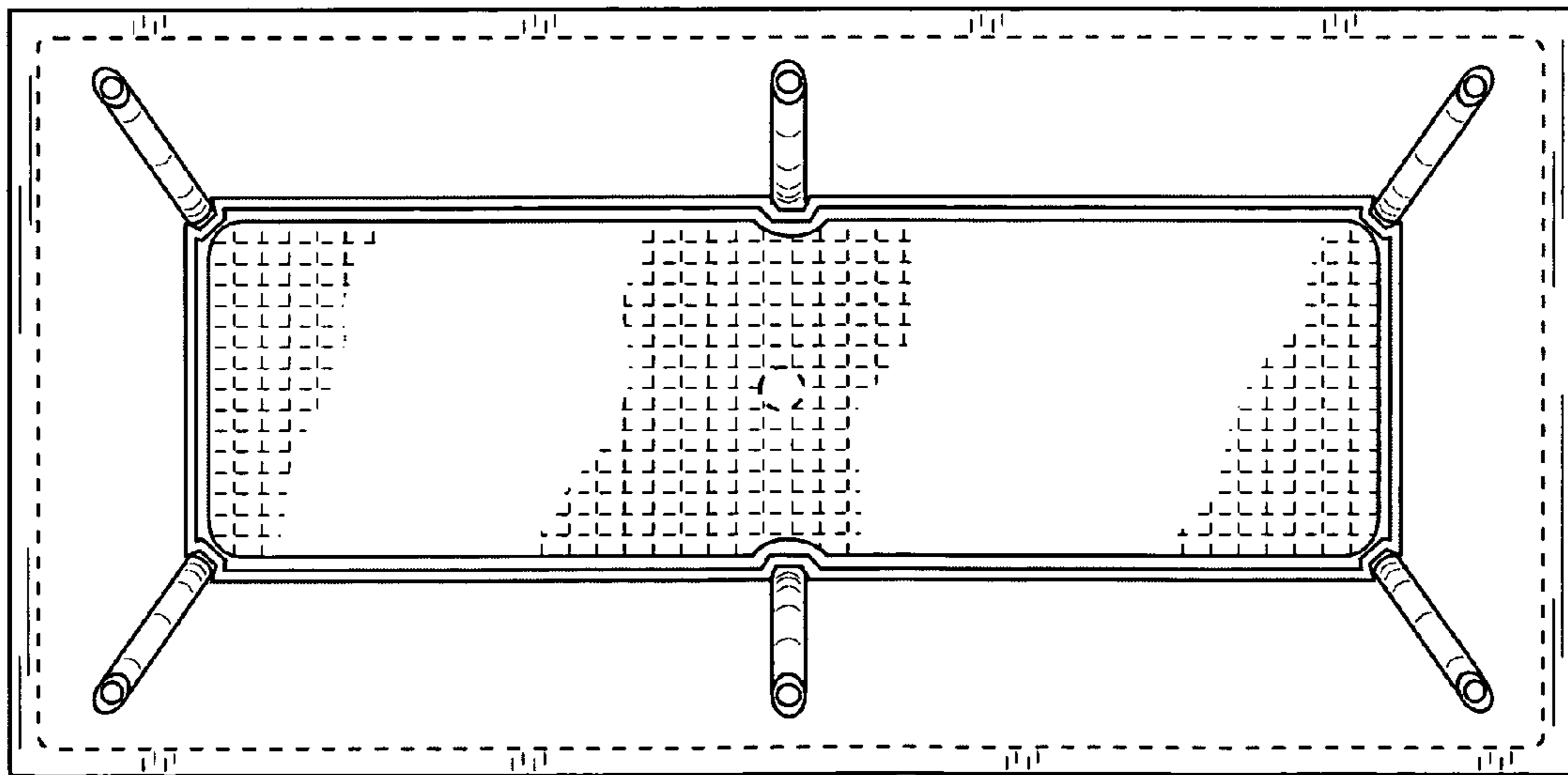


FIG. 5