



US00D615319S

(12) **United States Design Patent**
Tuszkiewicz et al.

(10) **Patent No.:** **US D615,319 S**
(45) **Date of Patent:** **** May 11, 2010**

(54) **PRODUCT MERCHANDIZING UNIT**

5,561,981 A 10/1996 Quisenberry et al.

(75) Inventors: **George A. Tuszkiewicz**, Plymouth, MN
(US); **Mark Bedard**, Greenfield Park,
CA (US)

(Continued)

FOREIGN PATENT DOCUMENTS

(73) Assignee: **General Mills, Inc.**, Minneapolis, MN
(US)

CA 2 462 635 A1 9/2005

(**) Term: **14 Years**

(Continued)

(21) Appl. No.: **29/327,759**

OTHER PUBLICATIONS

(22) Filed: **Nov. 12, 2008**

S. Godfrey "Electronics Cooling—An Introduction to Thermoelectric Coolers", available at http://www.electronics-cooling.com/Resources/EC_Articles/SEPT96/sep96_04.htm; 6 pgs; Sep. 1996.

(51) **LOC (9) Cl.** **06-04**

(52) **U.S. Cl.** **D6/396**

(58) **Field of Classification Search** D6/396,
D6/509, 472, 397, 432, 436, 449, 470, 471,
D6/448, 433; D15/81, 83, 84, 79; 62/125,
62/126; 312/3.3, 116, 236, 400-406, 258;
D14/307; D21/325

Primary Examiner—Philip S Hyder

Assistant Examiner—Sydney R Buffalow

(74) *Attorney, Agent, or Firm*—Timothy A. Czaja; Annette M. Frawley

See application file for complete search history.

(57)

CLAIM

(56) **References Cited**

The ornamental design for a product merchandizing unit, as shown and described.

U.S. PATENT DOCUMENTS

DESCRIPTION

- 2,837,899 A 6/1958 Lindenblad
- 3,177,670 A 4/1965 Boehmer et al.
- 3,283,520 A 11/1966 Donohue et al.
- 3,315,474 A 4/1967 Farer
- 3,399,546 A 9/1968 Kuns et al.
- 3,733,836 A 5/1973 Corini
- 4,007,600 A 2/1977 Simms
- 4,326,383 A 4/1982 Reed et al.
- 4,537,034 A 8/1985 Crouch
- 4,726,193 A 2/1988 Burke et al.
- D299,391 S 1/1989 Meehan
- 4,882,910 A 11/1989 Meehan et al.
- D307,026 S 4/1990 Barish
- 4,946,032 A 8/1990 Stoddard et al.
- 5,357,767 A 10/1994 Roberts
- 5,367,879 A 11/1994 Doke et al.
- D361,095 S * 8/1995 O'Donnell D21/325
- 5,501,076 A 3/1996 Sharp, III et al.
- 5,522,216 A 6/1996 Park et al.

FIG. 1 is a top, right side, and front perspective view of a product merchandizing unit of the present disclosure;

FIG. 2 is a front elevational view thereof;

FIG. 3 is a rear elevational view thereof;

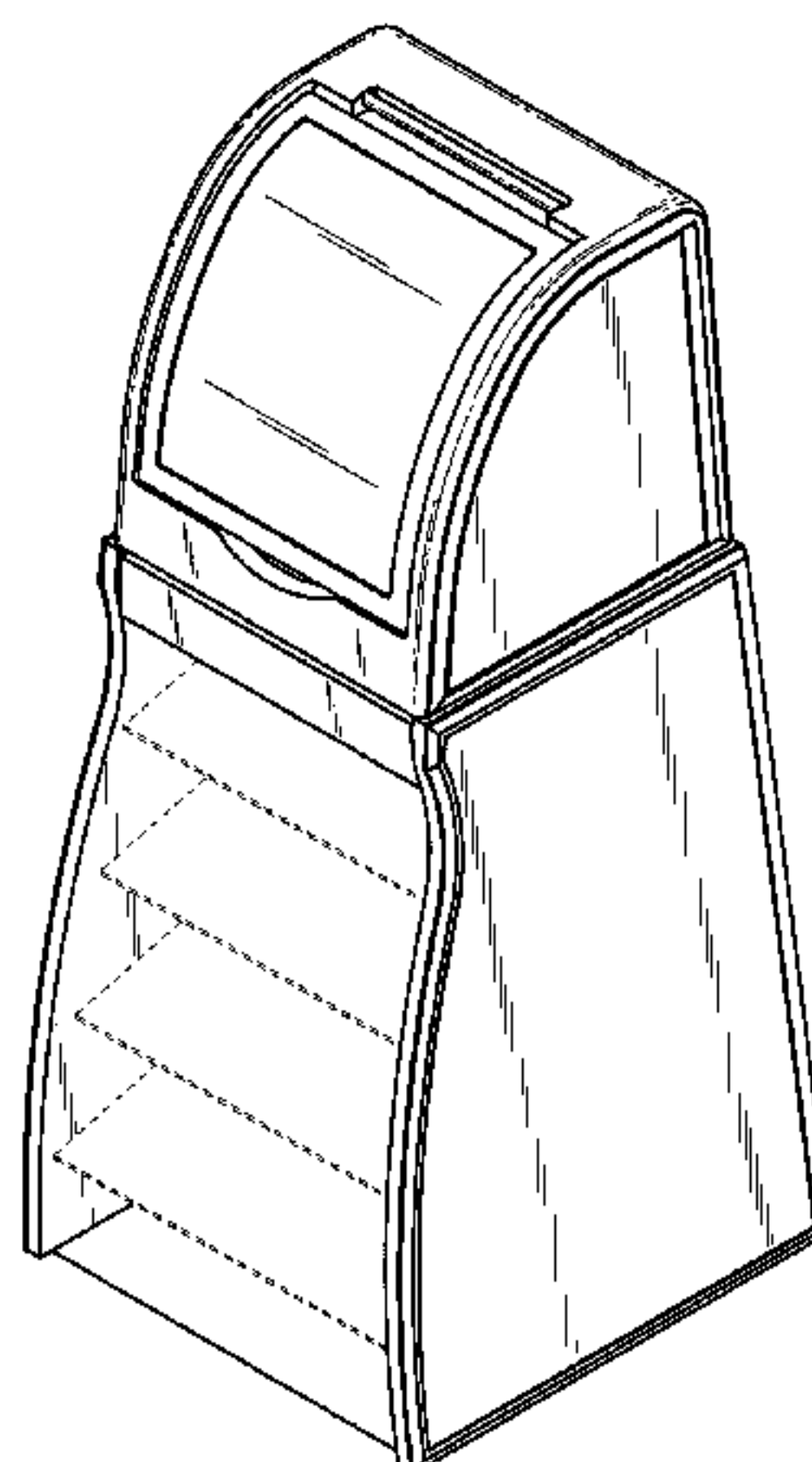
FIG. 4 is a left side elevational view thereof with the right side elevational view being an identical mirror image that is omitted;

FIG. 5 is a top elevational view thereof; and,

FIG. 6 is a bottom elevational view thereof.

The broken lines in the drawings are for illustrative purposes and form no part of the claimed design.

1 Claim, 4 Drawing Sheets



US D615,319 S

Page 2

U.S. PATENT DOCUMENTS

5,607,047 A 3/1997 Leet et al.
5,718,124 A 2/1998 Senecal
D396,048 S 7/1998 Meehan
5,782,094 A 7/1998 Freeman
5,927,078 A 7/1999 Watanabe et al.
D415,736 S * 10/1999 Witte D14/307
6,003,318 A 12/1999 Busick et al.
6,003,319 A 12/1999 Gilley et al.
6,205,790 B1 3/2001 Denkin et al.
6,289,326 B1 * 9/2001 LaFleur 312/258
6,298,673 B1 10/2001 Fung et al.
6,351,964 B1 3/2002 Brancheau et al.
6,401,399 B1 6/2002 Roche et al.
6,460,372 B1 10/2002 Fung et al.
6,463,743 B1 10/2002 Laliberte
6,550,255 B2 4/2003 Rudick et al.
6,658,858 B1 12/2003 Thompson et al.
6,701,736 B1 3/2004 Johnson
6,976,371 B2 12/2005 Gleason et al.
7,107,779 B2 9/2006 Avenwedde et al.
7,152,412 B2 12/2006 Harvie
D542,052 S * 5/2007 Scholen et al. D6/396

D546,596 S * 7/2007 McDermott et al. D6/509
7,451,603 B2 11/2008 Tuskiewicz et al.
D589,537 S * 3/2009 Terada et al. D15/81
D591,532 S * 5/2009 Kim D6/472
D593,770 S * 6/2009 Marrone D6/433
D596,651 S * 7/2009 Li et al. D15/84
D600,942 S * 9/2009 Marrone D6/433
2001/0042383 A1 11/2001 Chiang et al.
2001/0042384 A1 11/2001 Chiang et al.
2002/0121096 A1 9/2002 Harrison et al.
2003/0115902 A1 6/2003 Busick et al.
2004/0194496 A1 10/2004 Gleason et al.

FOREIGN PATENT DOCUMENTS

EP 0 572 264 B1 7/1996
GB 2 252 815 A 8/1992
JP 2002-22345 A 1/2002
SU 1195152 A1 11/1985
WO 97/39296 10/1997
WO 03/099703 A2 12/2003
WO 2006/122428 A1 11/2006

* cited by examiner

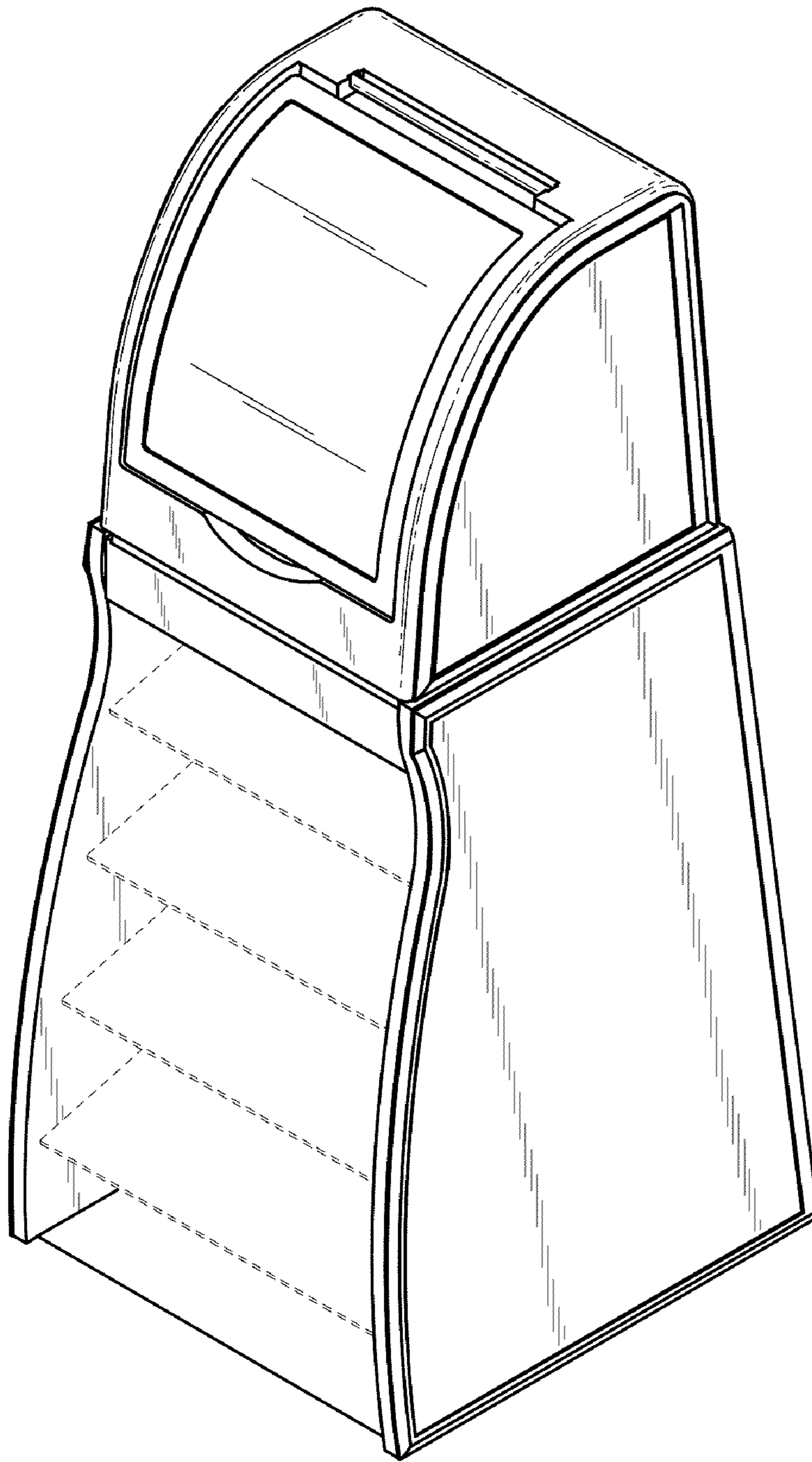


Fig. 1

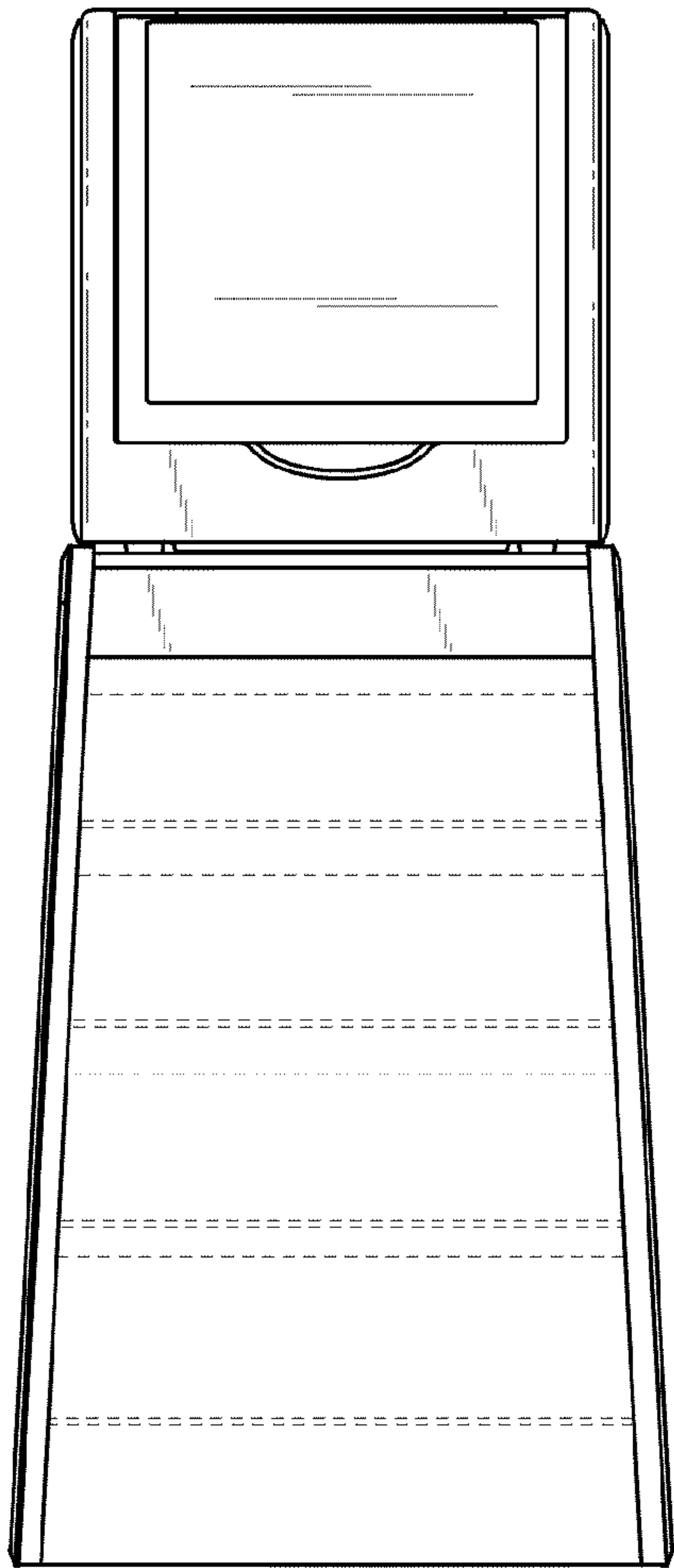


Fig. 2

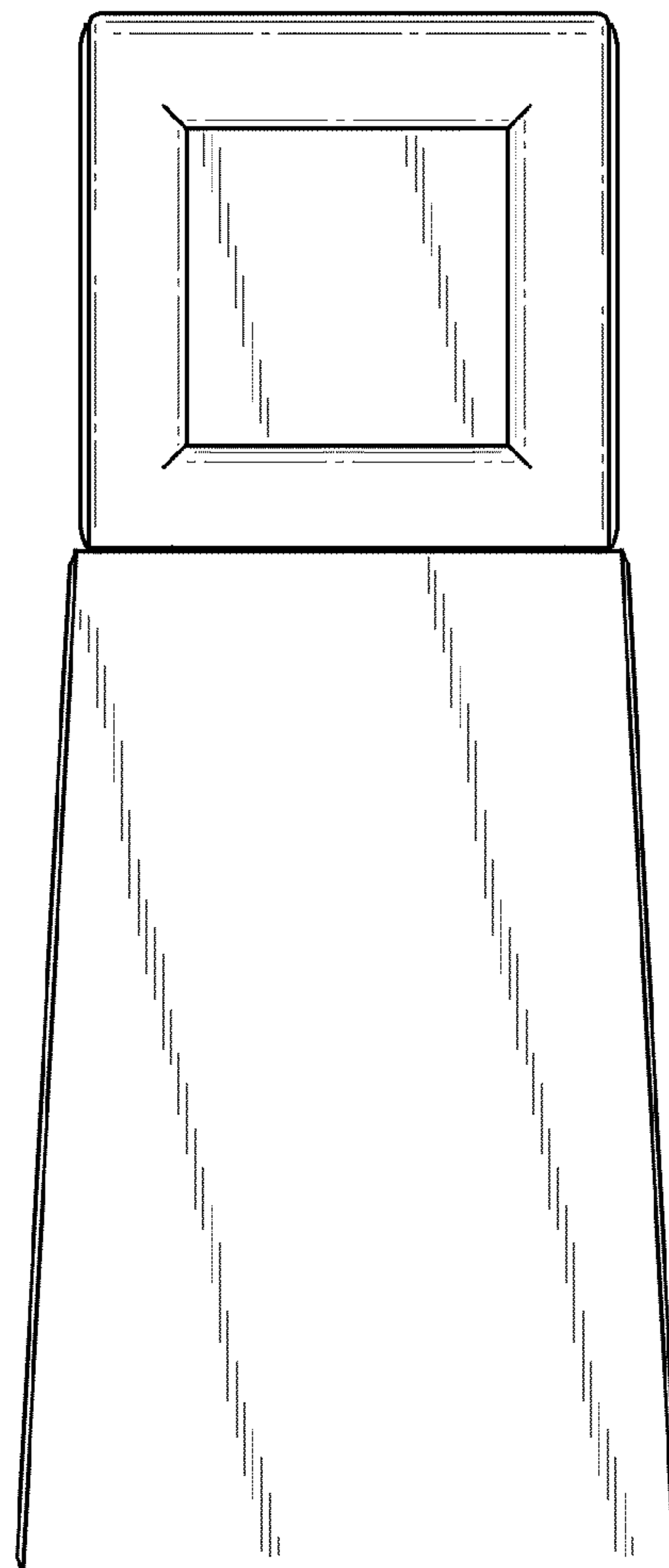


Fig. 3

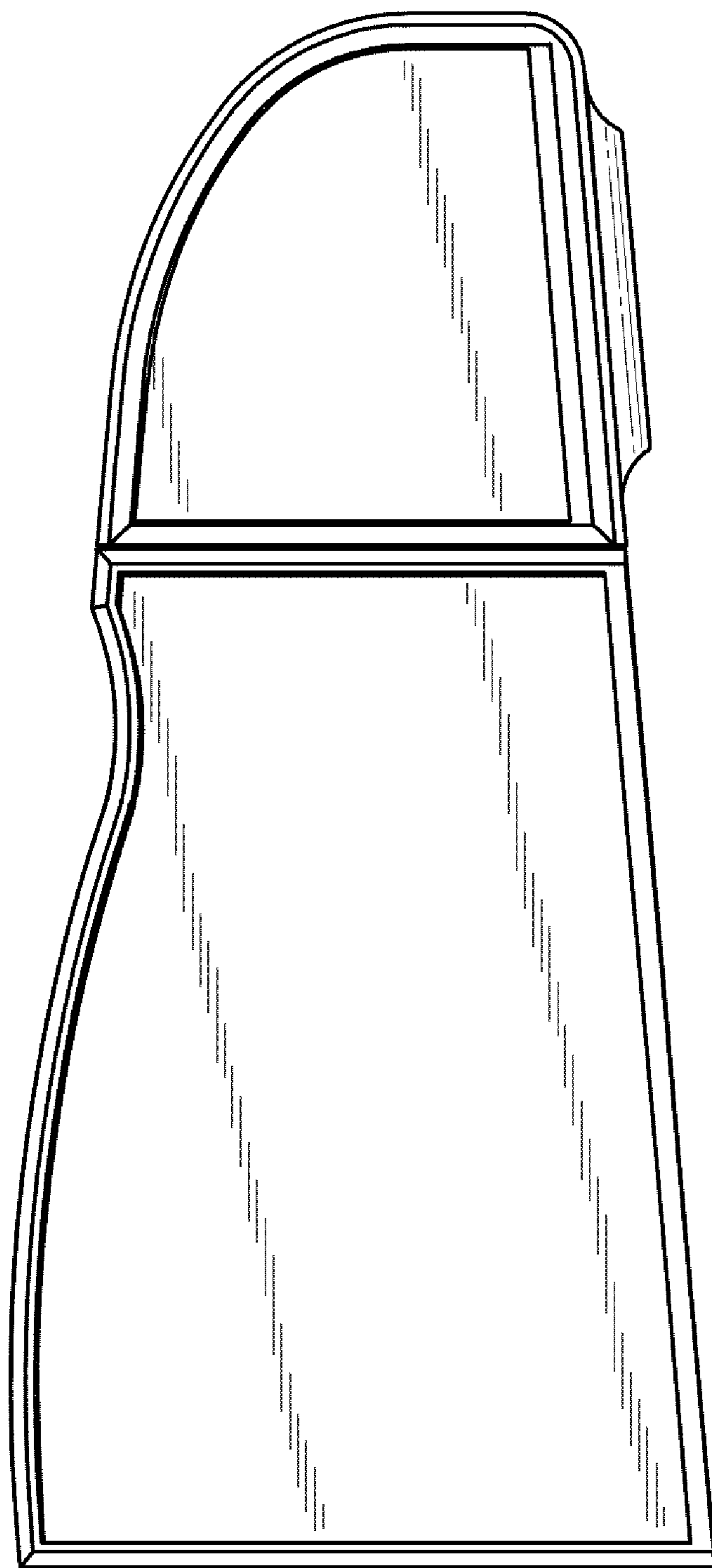


Fig. 4

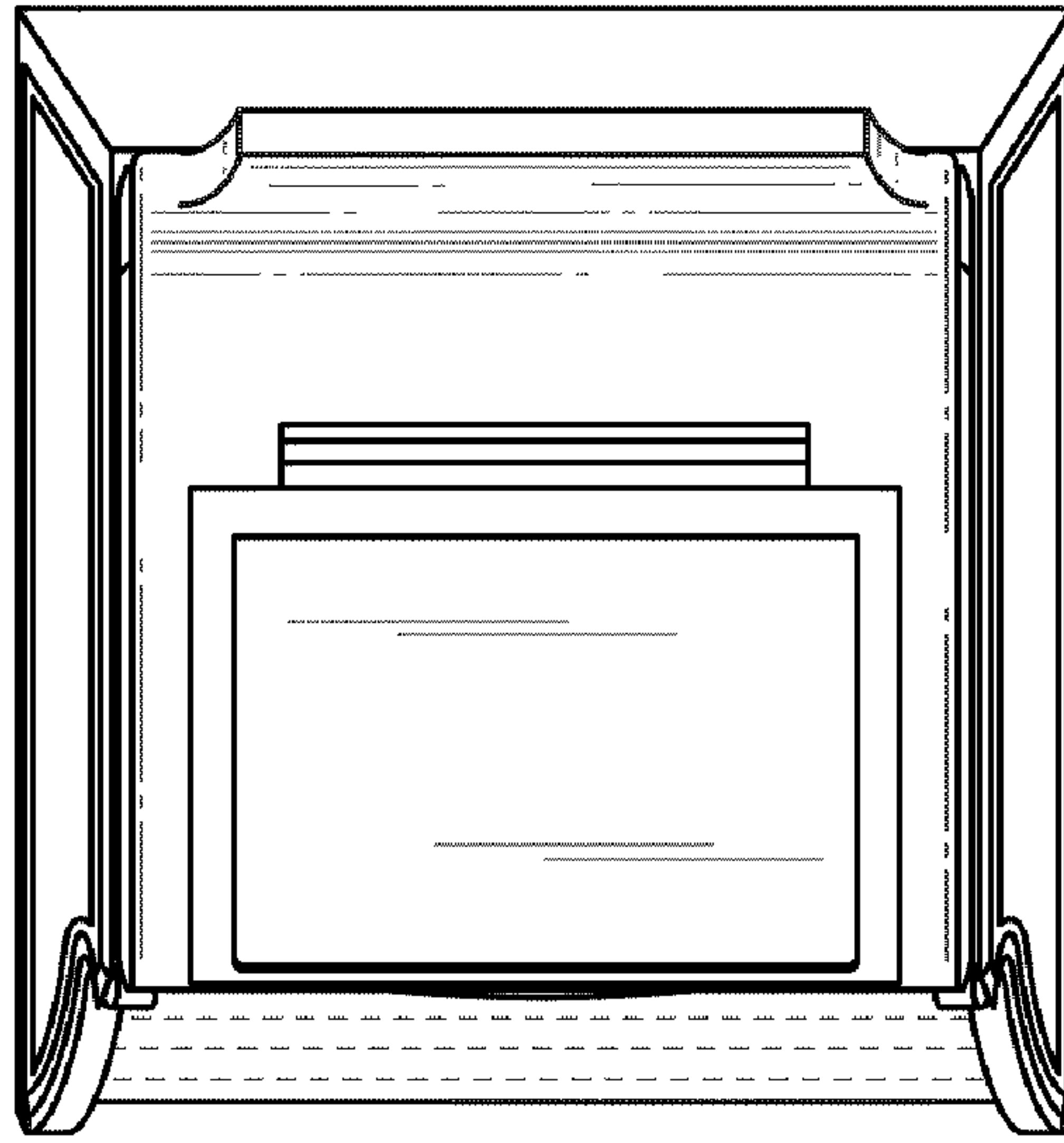


Fig. 5




Fig. 6