



US00D615311S

(12) **United States Design Patent**
Fleming

(10) **Patent No.:** **US D615,311 S**
(45) **Date of Patent:** **** May 11, 2010**

(54) **VEHICLE SEAT**
(75) Inventor: **Mike Fleming**, Northamptonshire (GB)
(73) Assignee: **Commercial Vehicle Group, Inc.**, New Albany, OH (US)

D562,576 S 2/2008 Ritzel et al.
D577,499 S * 9/2008 Tsay et al. D6/356
D578,785 S * 10/2008 Wyszogrod et al. D6/356
D591,068 S * 4/2009 Corradi D6/356
D592,413 S * 5/2009 Higashida D6/356

(**) Term: **14 Years**
(21) Appl. No.: **29/324,908**
(22) Filed: **Sep. 23, 2008**

OTHER PUBLICATIONS

Commercial Vehicle Group, 2006 After-Market Product Catalog, pp. 1-16, 28; 2005.

* cited by examiner

(51) **LOC (9) Cl.** **06-01**
(52) **U.S. Cl.** **D6/356**
(58) **Field of Classification Search** D6/334-336,
D6/356, 367, 368, 374, 375, 381, 500-502;
297/232, 353, 344.1, 354.1, 391, 396, 452.21,
297/452.24, 452.25, 452.26, 452.29, 452.34,
297/452.35

Primary Examiner—Mimosa De

(74) *Attorney, Agent, or Firm*—Michael J. Gallagher; David J. Dawsey; Gallagher & Dawsey Co., LPA

See application file for complete search history.

(57) **CLAIM**

I claim the ornamental design for a vehicle seat, as shown and described.

(56) **References Cited**

DESCRIPTION

U.S. PATENT DOCUMENTS

D391,087 S * 2/1998 Sacco et al. D6/356
D442,376 S * 5/2001 Norman D6/356
D460,279 S * 7/2002 Moburg D6/356
D465,344 S * 11/2002 Siegert D6/356
D496,534 S * 9/2004 Pfeiffer D6/356
D506,084 S * 6/2005 Beermann et al. D6/356
D534,005 S * 12/2006 Beermann D6/356
D535,485 S * 1/2007 Moburg D6/356
D541,542 S * 5/2007 Yokoyama et al. D6/356

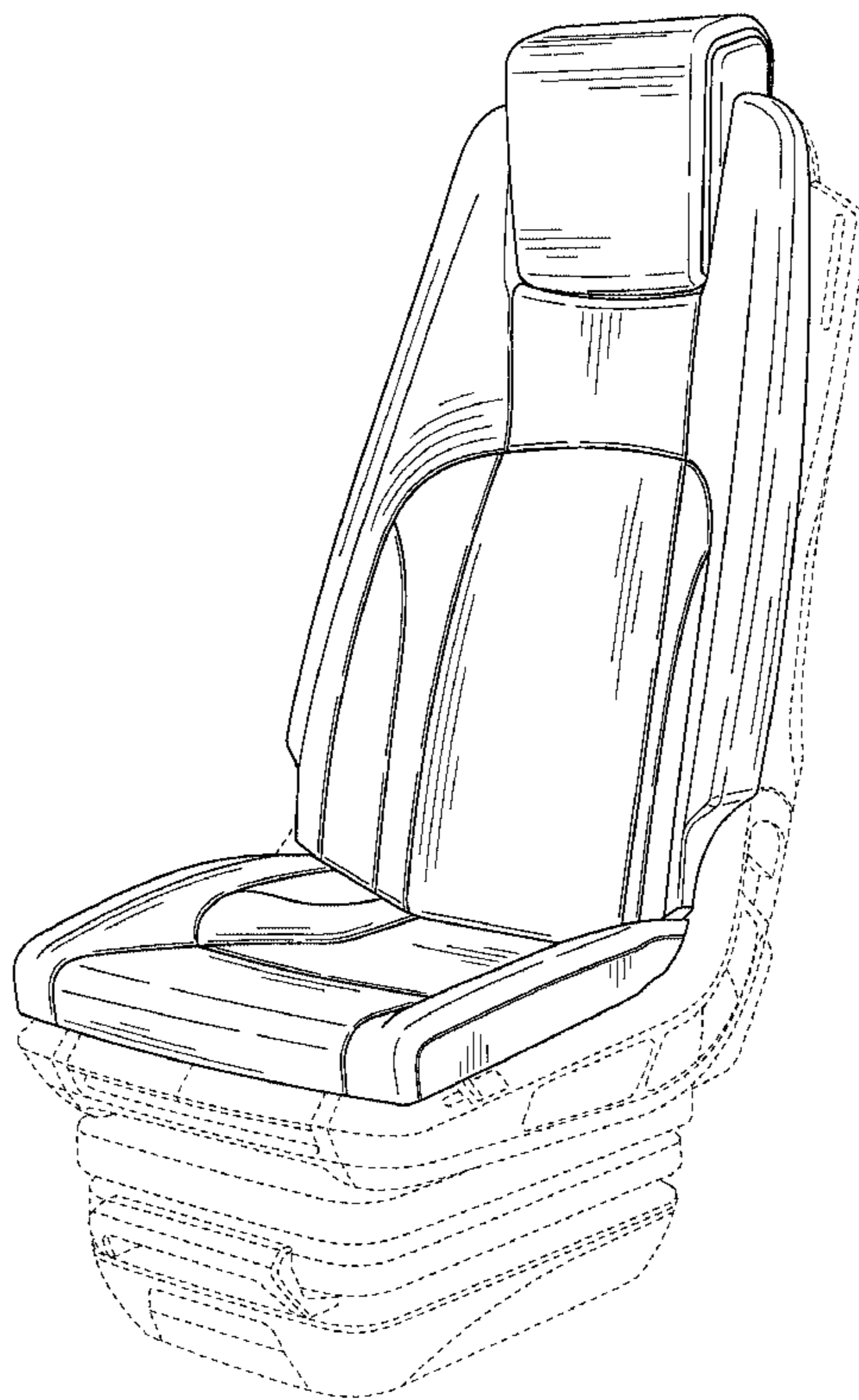
FIG. 1 is a left, front perspective view of a vehicle seat according to the present invention, wherein a right, front perspective view of the vehicle seat shown in FIG. 1 is a mirror image of FIG. 1;

FIG. 2 is a front elevation view of the vehicle seat of FIG. 1; and,

FIG. 3 is a left elevation view of the vehicle seat of FIG. 1.

The broken lines shown herein are for illustrative purposes only and form no part of the claimed design.

1 Claim, 3 Drawing Sheets



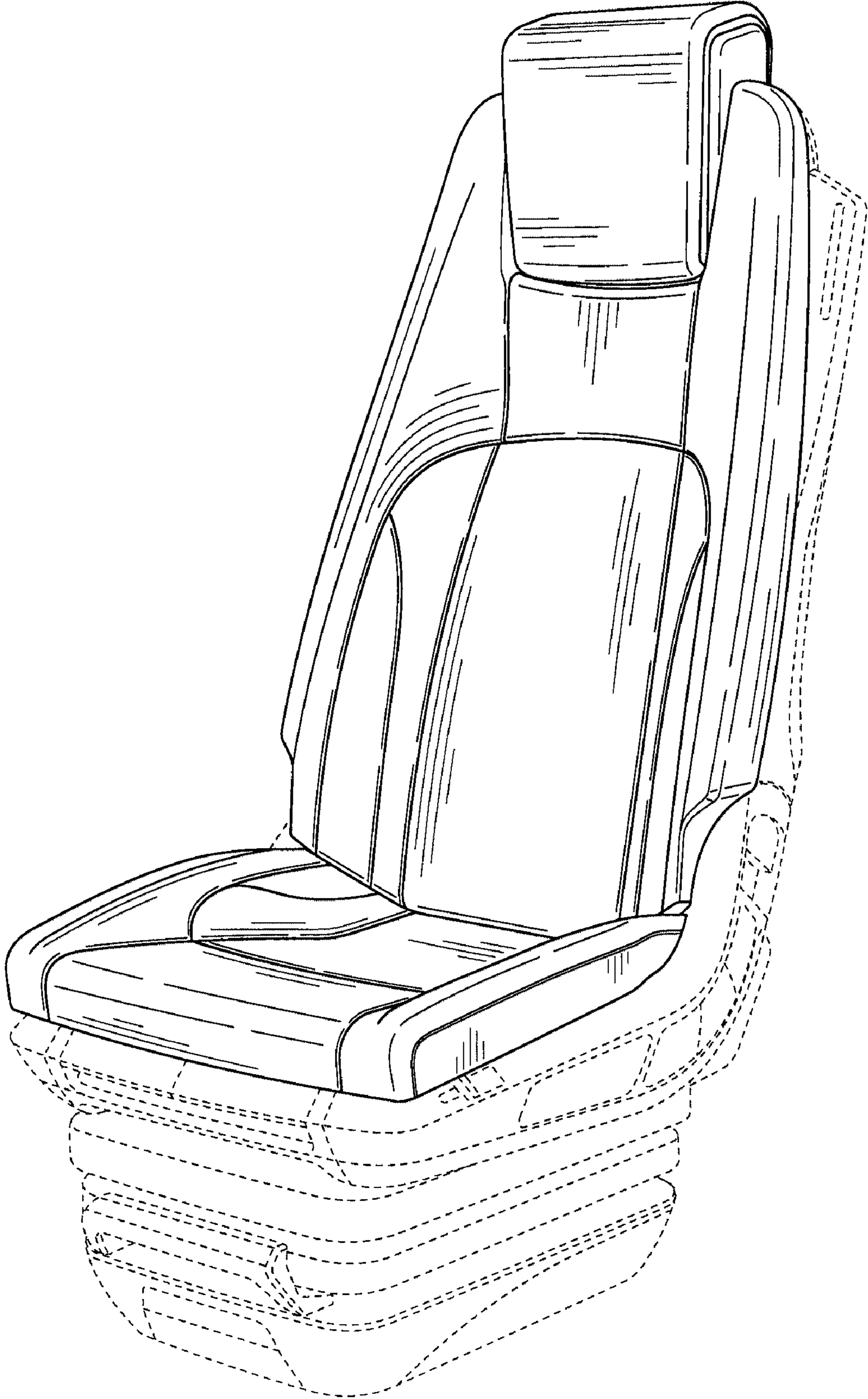


FIG. 1




FIG. 2

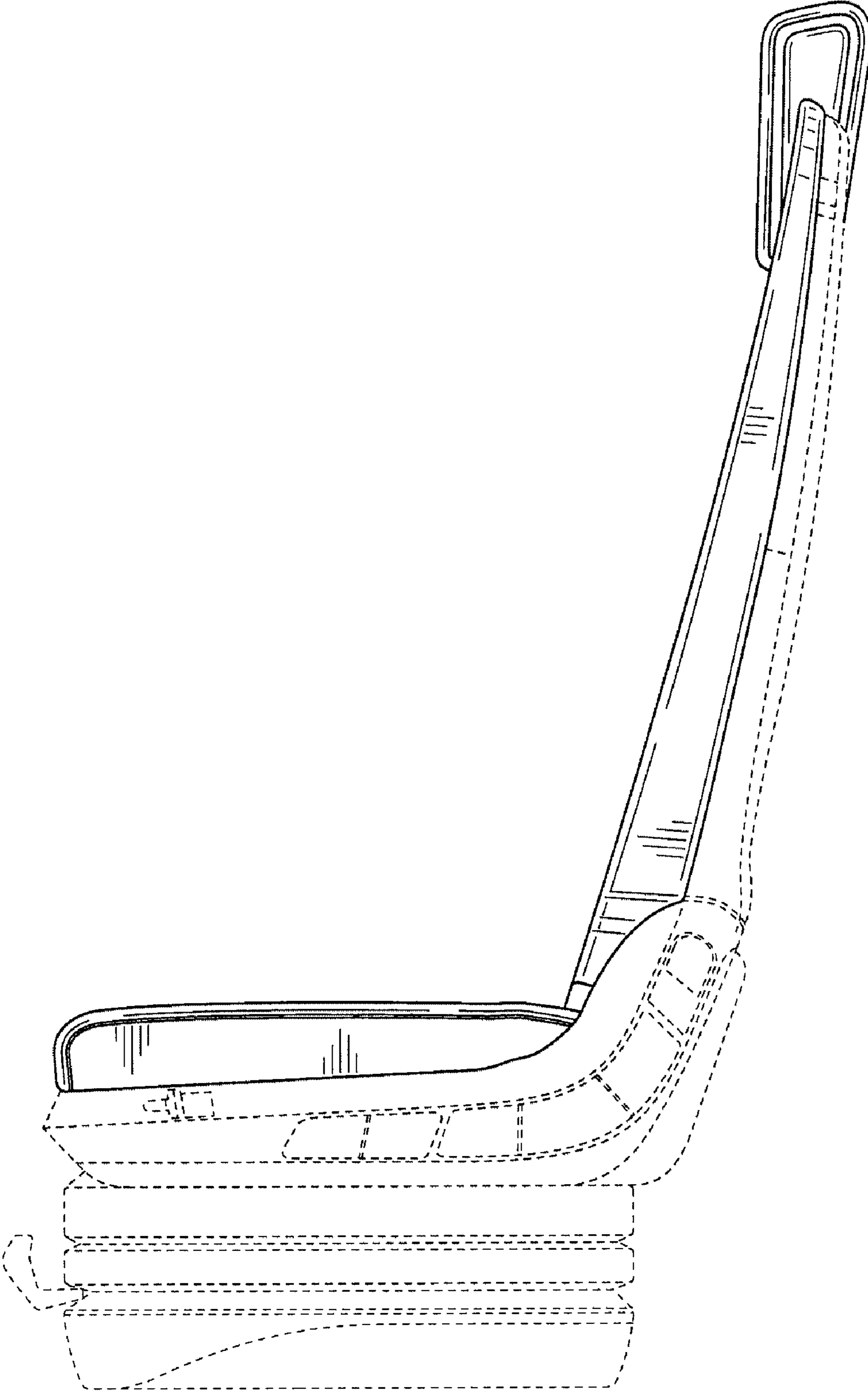


FIG. 3