



US00D615280S

(12) **United States Design Patent**  
**Graulich**

(10) **Patent No.:** **US D615,280 S**

(45) **Date of Patent:** **\*\* May 11, 2010**

(54) **BUSINESS SHIRT WATCH CUT OUT**

7,120,936 B2 \* 10/2006 DeSantis ..... 2/123  
7,124,447 B2 \* 10/2006 Arganese ..... 2/160

(76) Inventor: **Irwin N. Graulich**, 98 Bayeau Rd., New Rochelle, NY (US) 10804

\* cited by examiner

(\*\*) Term: **14 Years**

*Primary Examiner*—Ian Simmons

*Assistant Examiner*—Anna J Burmeister

(21) Appl. No.: **29/298,300**

(74) *Attorney, Agent, or Firm*—QuickPatents, Inc.; Kevin Prince

(22) Filed: **Dec. 3, 2007**

(57) **CLAIM**

(51) **LOC (9) Cl.** ..... **02-01**

The ornamental design for a business shirt watch cut out, as shown and described.

(52) **U.S. Cl.** ..... **D2/858**

(58) **Field of Classification Search** ..... D2/501,  
D2/502, 840, 844, 858; D11/2; 2/60, 106,  
2/123, 125, 160, 270; 224/176, 165, 180,  
224/168; D10/131

See application file for complete search history.

**DESCRIPTION**

FIG. 1 is a perspective view of a business shirt watch cut out, showing my new design;

FIG. 2 is a front elevational view of the invention;

FIG. 3 is a rear elevational view of the invention;

FIG. 4 is a left-side elevational view of the invention, the right-side elevational view being a mirror image thereof;

FIG. 5 is a top plan view of the invention; and,

FIG. 6 is a bottom plan view of the invention.

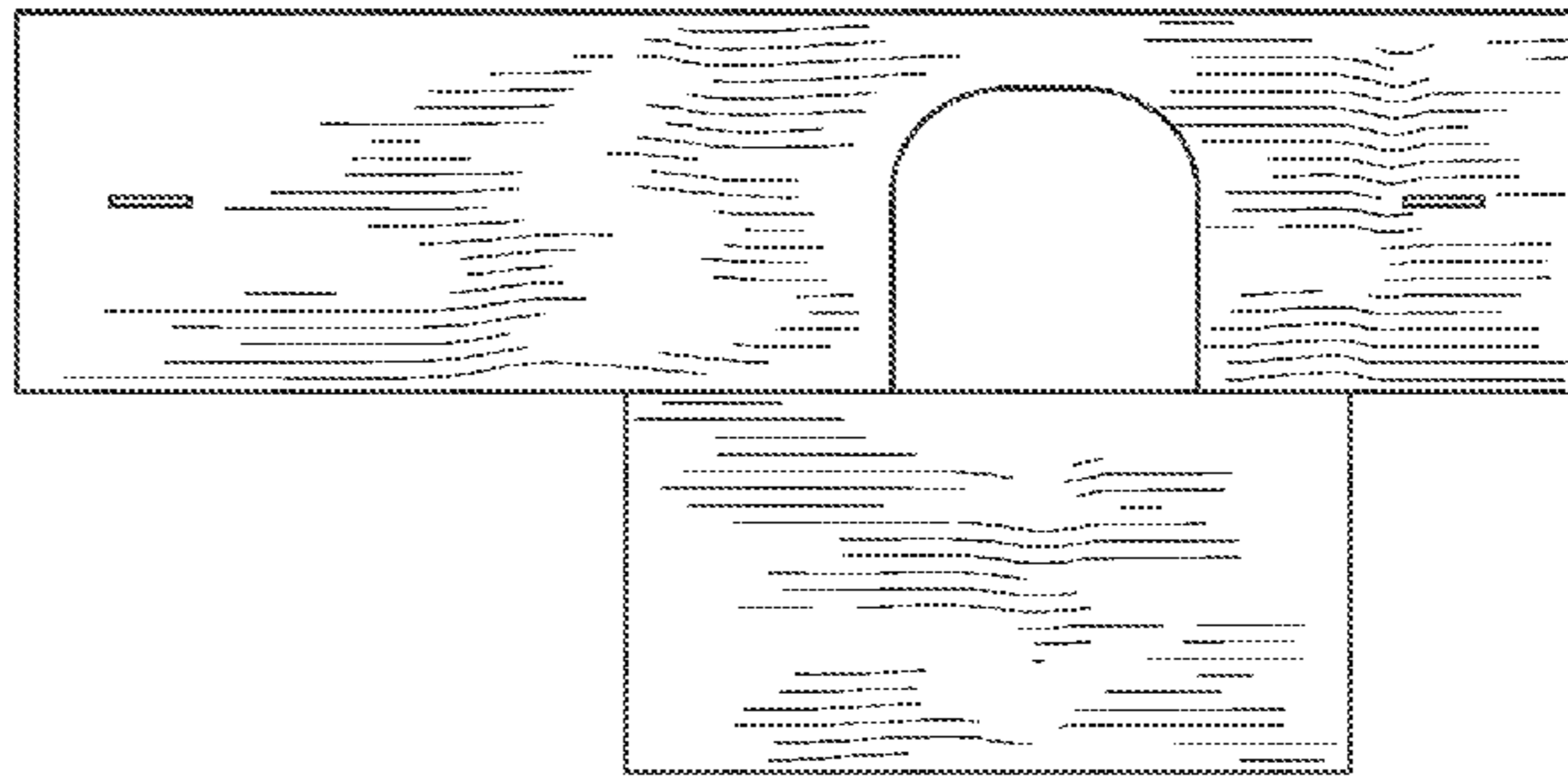
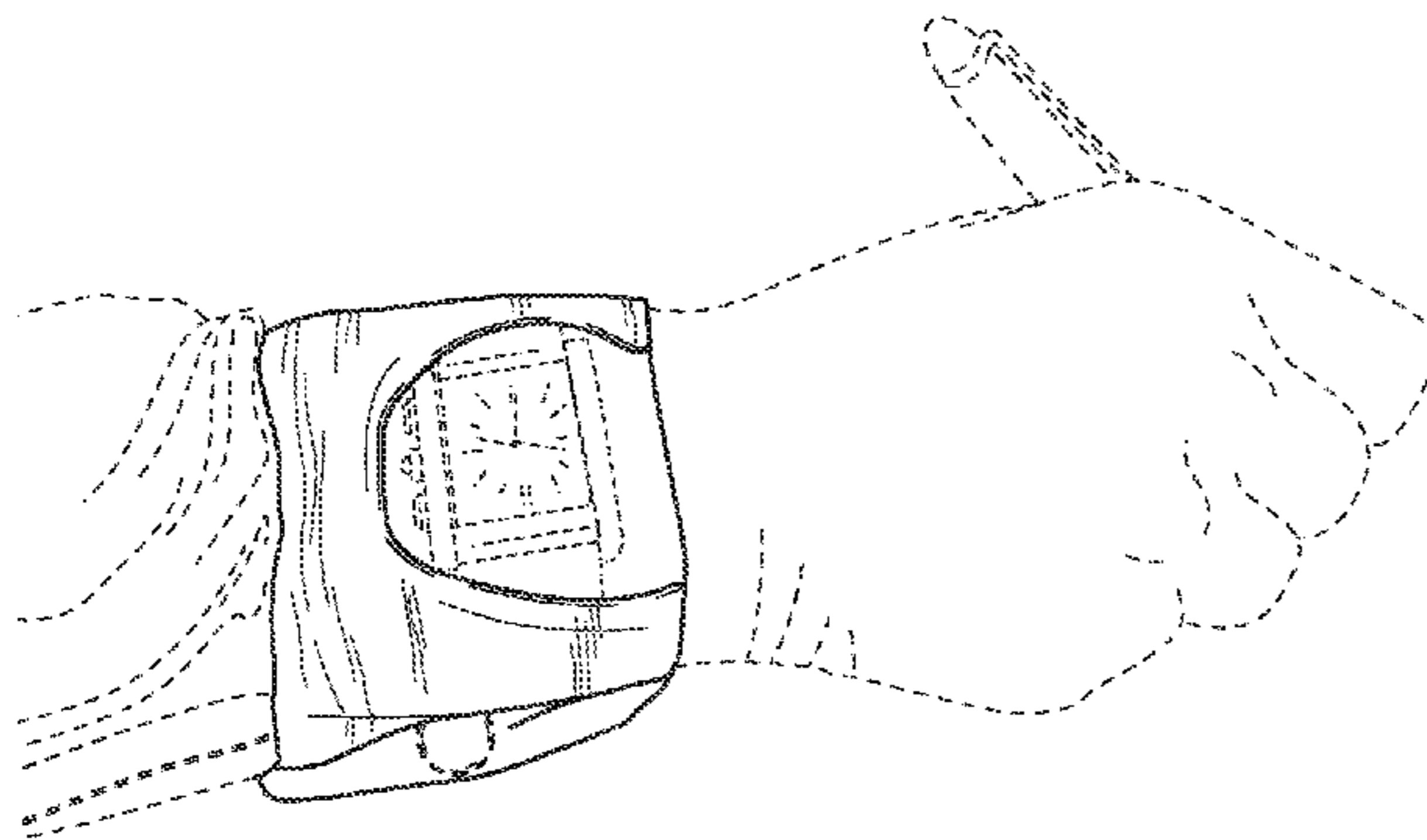
The broken lines shown in the drawings are for environmental structure only and form no part of the claimed design.

(56) **References Cited**

U.S. PATENT DOCUMENTS

1,315,729	A *	9/1919	Jolly	.....	224/176
2,186,089	A *	1/1940	Baker	.....	224/168
2,333,428	A *	11/1943	Kinsey	.....	2/270
2,400,222	A *	5/1946	Cline	.....	224/165
2,730,277	A *	1/1956	Aszkenas	.....	224/180
3,843,972	A *	10/1974	Weinkle	.....	2/123
5,924,135	A *	7/1999	Worth	.....	2/125
D514,975	S *	2/2006	Blackmore	.....	D10/131

**1 Claim, 2 Drawing Sheets**



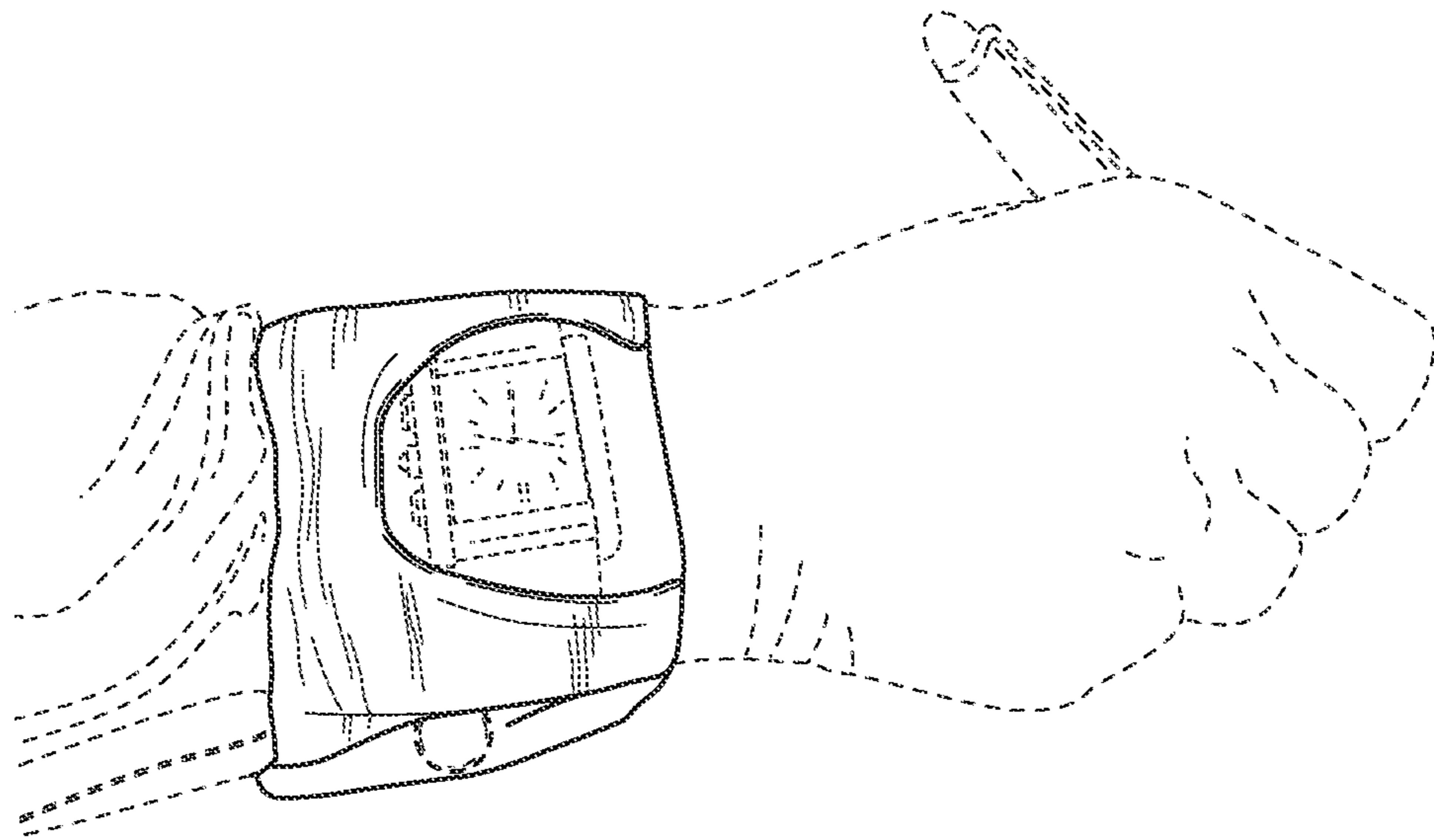


FIG. 1

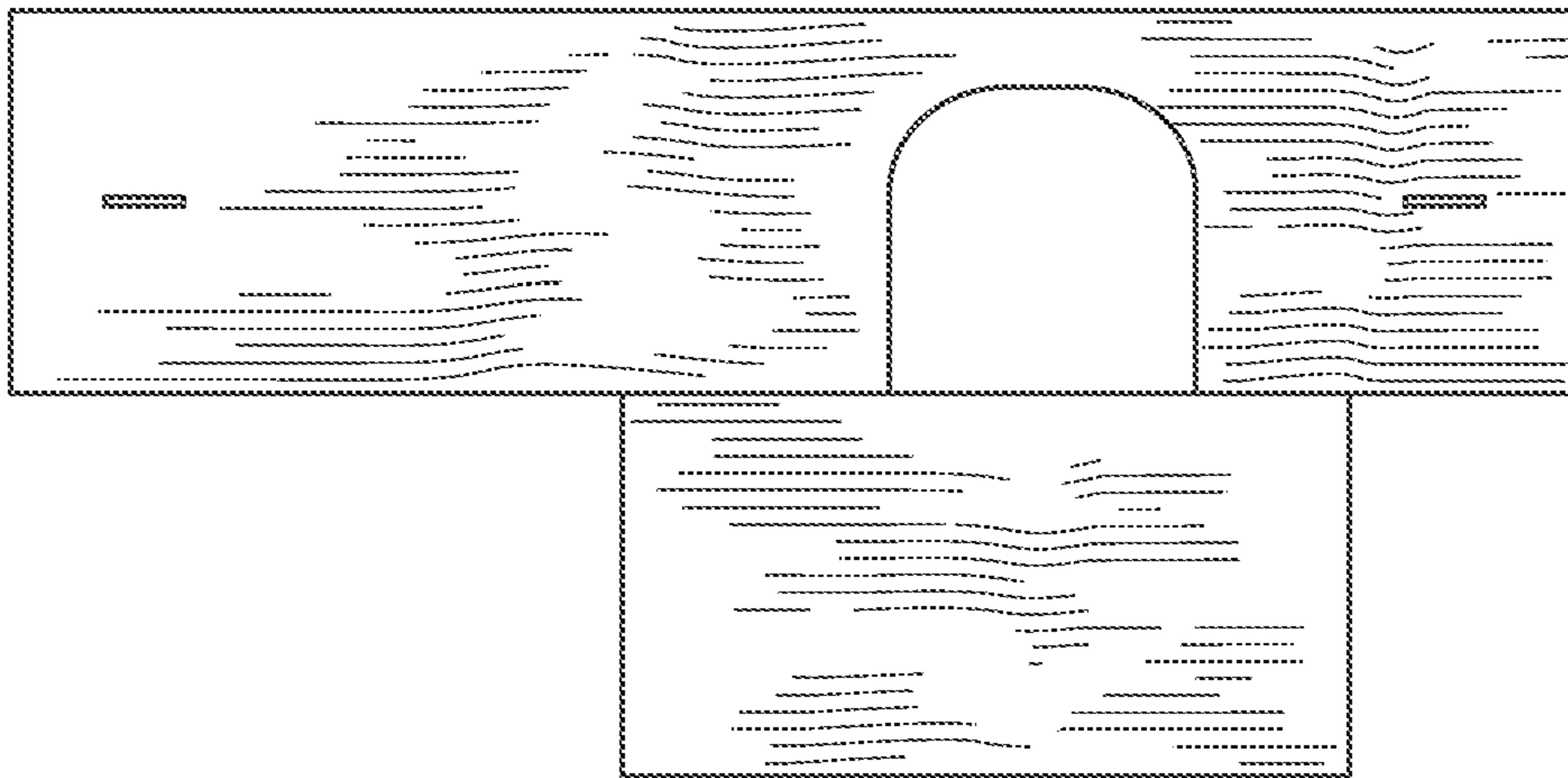


FIG. 2

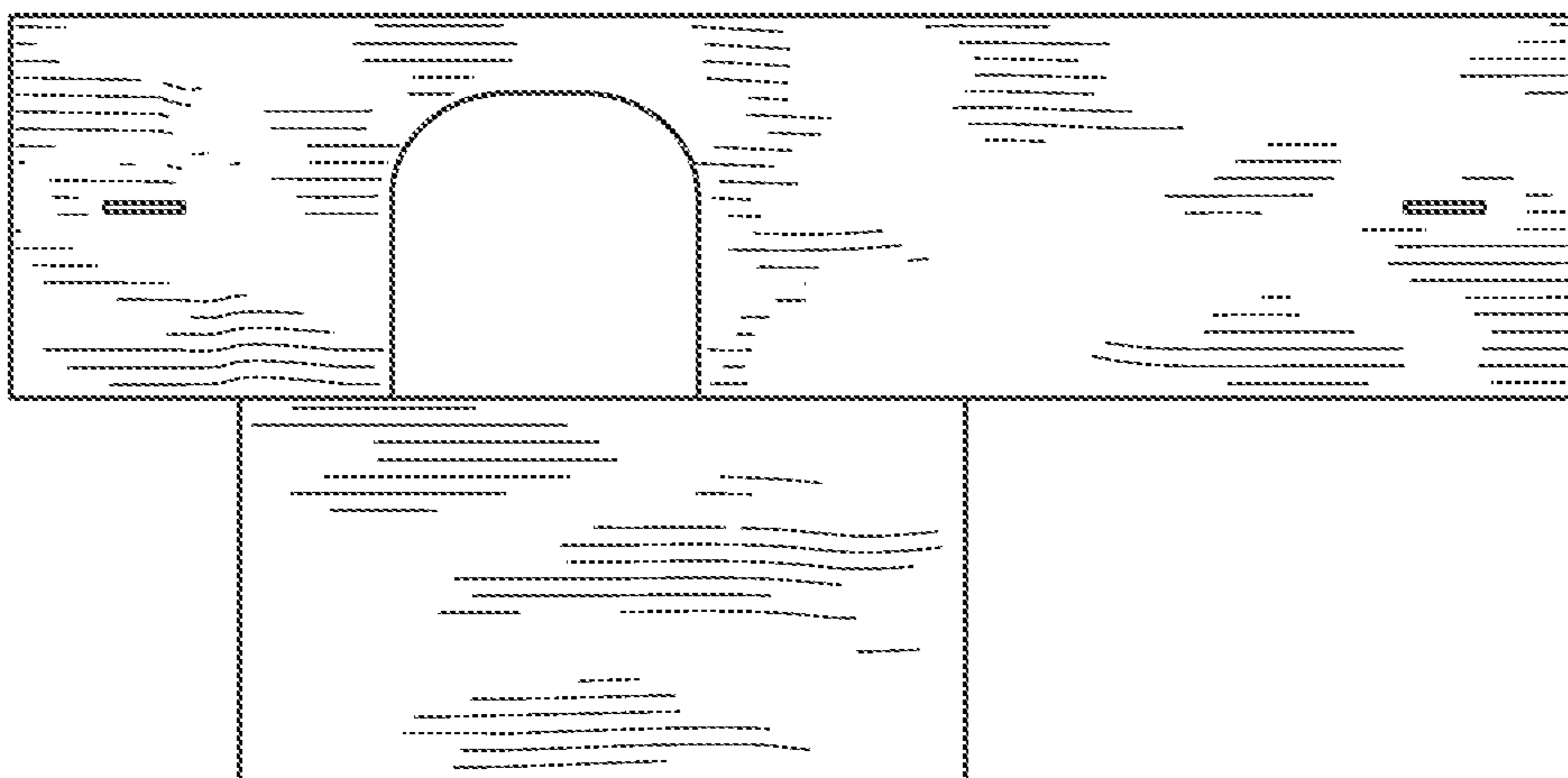


FIG. 3



FIG. 4

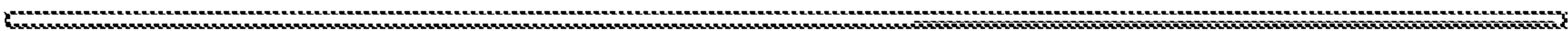


FIG. 5



FIG. 6