



US00D615270S

(12) **United States Design Patent**
Yang et al.

(10) **Patent No.:** **US D615,270 S**

(45) **Date of Patent:** **** May 4, 2010**

(54) **SEMI-ROUND PLASTIC CAN**

(75) Inventors: **Frank Yang**, Rancho Palos Verdes, CA (US); **Tzu-Hao Wei**, Hacienda Heights, CA (US); **Myk Lum**, Irvine, CA (US); **Won Song**, Tustin, CA (US); **Joseph Morin**, Mission Viejo, CA (US)

(73) Assignee: **SimpleHuman LLC**, Torrance, CA (US)

(**) Term: **14 Years**

(21) Appl. No.: **29/339,149**

(22) Filed: **Jun. 24, 2009**

(51) **LOC (9) Cl.** **09-09**

(52) **U.S. Cl.** **D34/9**

(58) **Field of Classification Search** D34/1-11;
220/908-913, 262-264

See application file for complete search history.

(56) **References Cited**

U.S. PATENT DOCUMENTS

D482,833 S * 11/2003 Lin D34/9
D525,756 S * 7/2006 Yang et al. D34/9
7,380,682 B2 * 6/2008 Lin 220/263

D574,569 S * 8/2008 Yang et al. D34/9
D581,622 S * 11/2008 Presnell et al. D34/9
7,597,210 B2 * 10/2009 Lin 220/262
2001/0020619 A1 * 9/2001 Pfeifer et al. 220/263

* cited by examiner

Primary Examiner—Cynthia E Ramirez

(74) *Attorney, Agent, or Firm*—Liu & Liu

(57) **CLAIM**

The ornamental design for the semi-round plastic can, as shown in the accompanying drawings.

DESCRIPTION

FIG. 1 is a right perspective view of a semi-round plastic can showing our new design;

FIG. 2 is a front view thereof;

FIG. 3 is a rear view thereof;

FIG. 4 is a top plan view thereof;

FIG. 5 is a bottom plan view thereof; and,

FIG. 6 is a right side view thereof, the side opposite being a mirror image thereof.

1 Claim, 6 Drawing Sheets

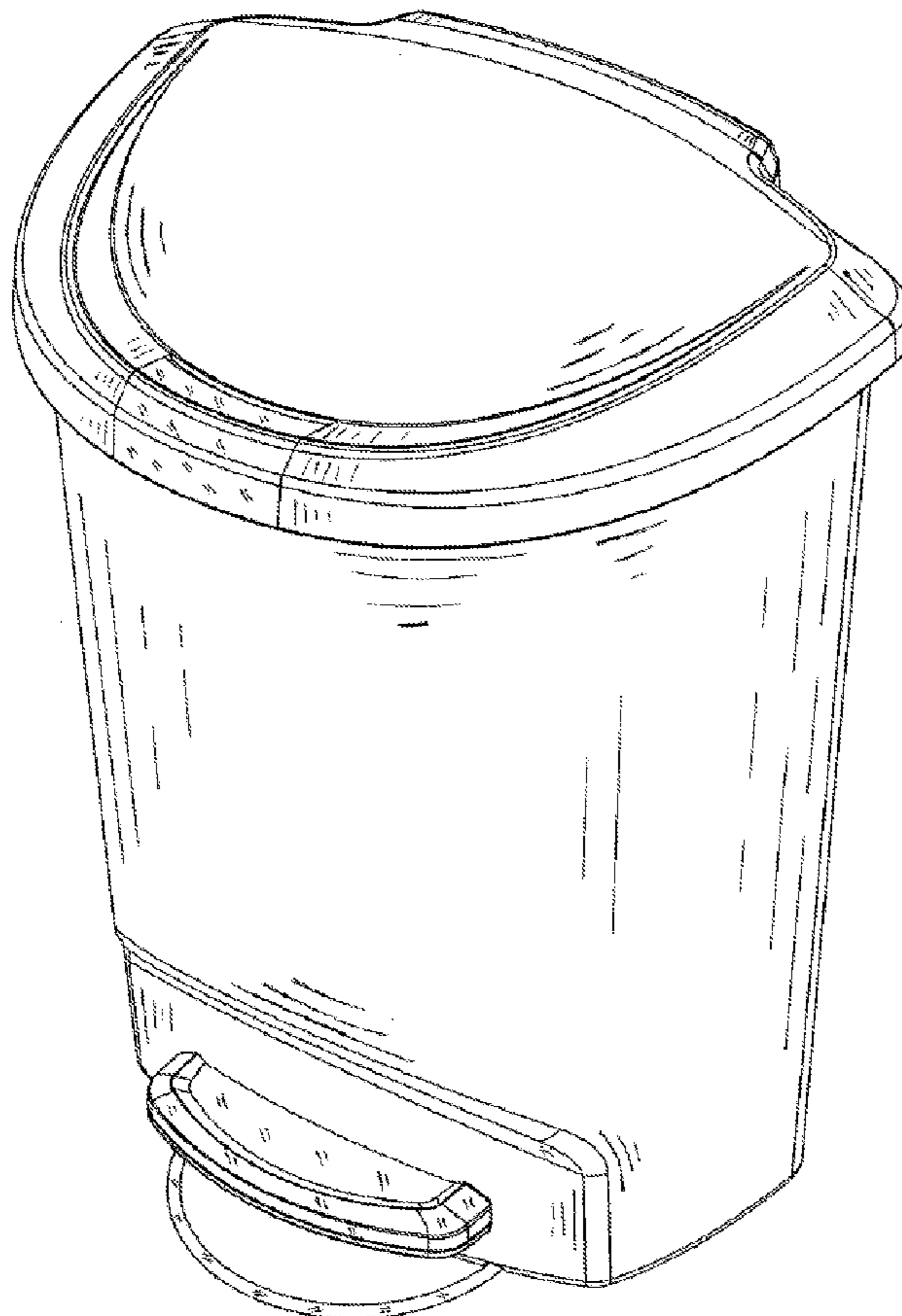


FIG. 1




FIG. 2




FIG. 3

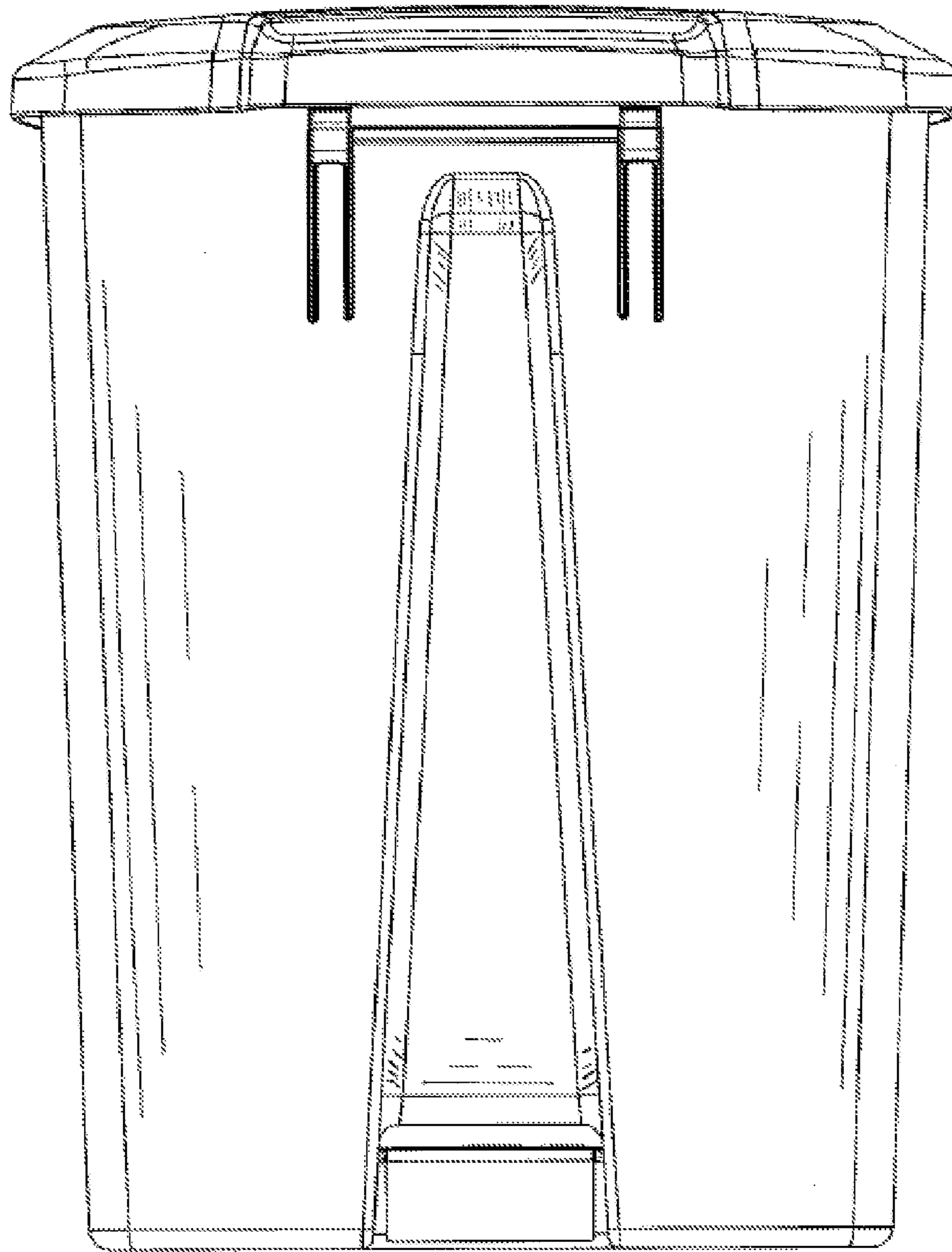


FIG. 4

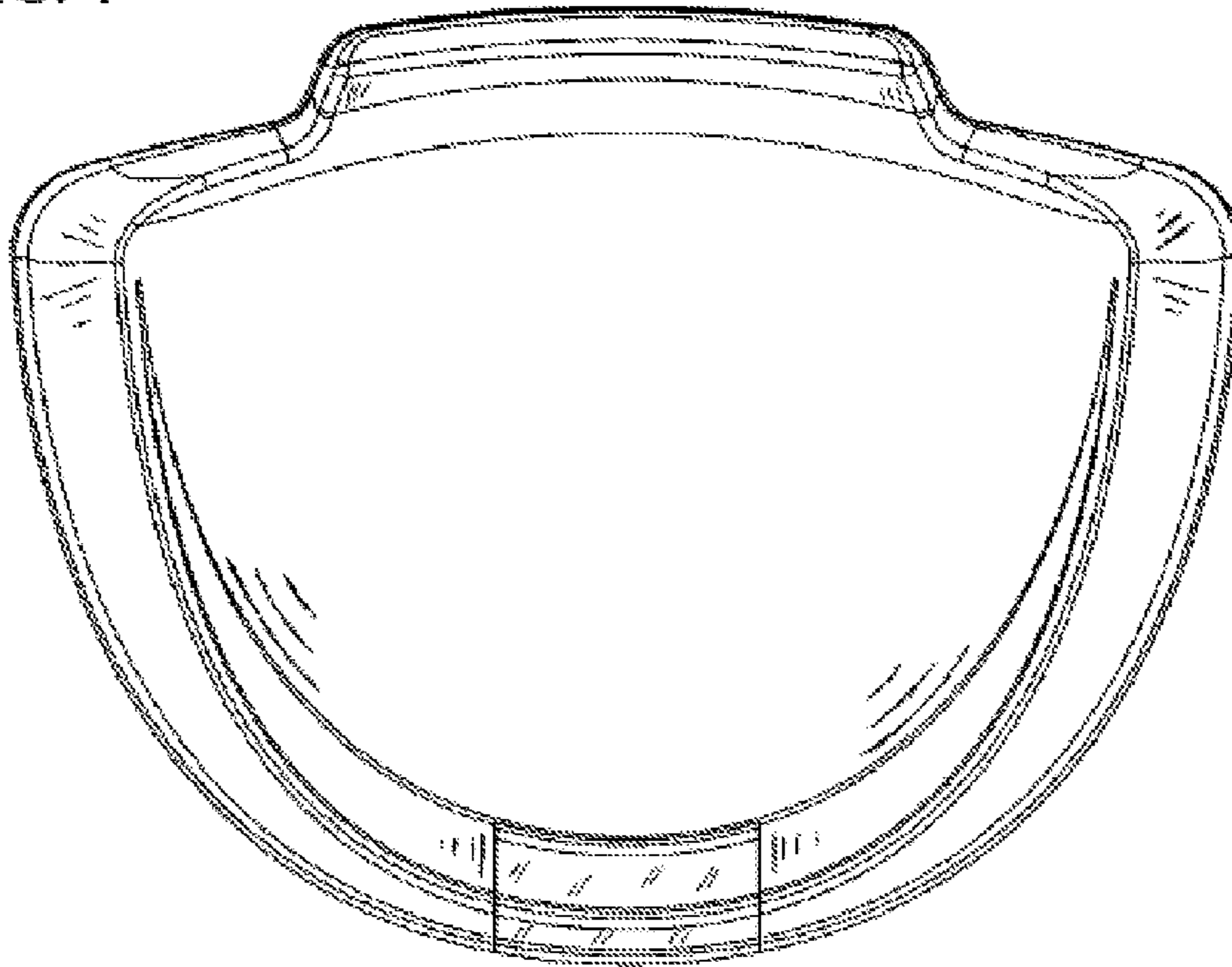


FIG. 5

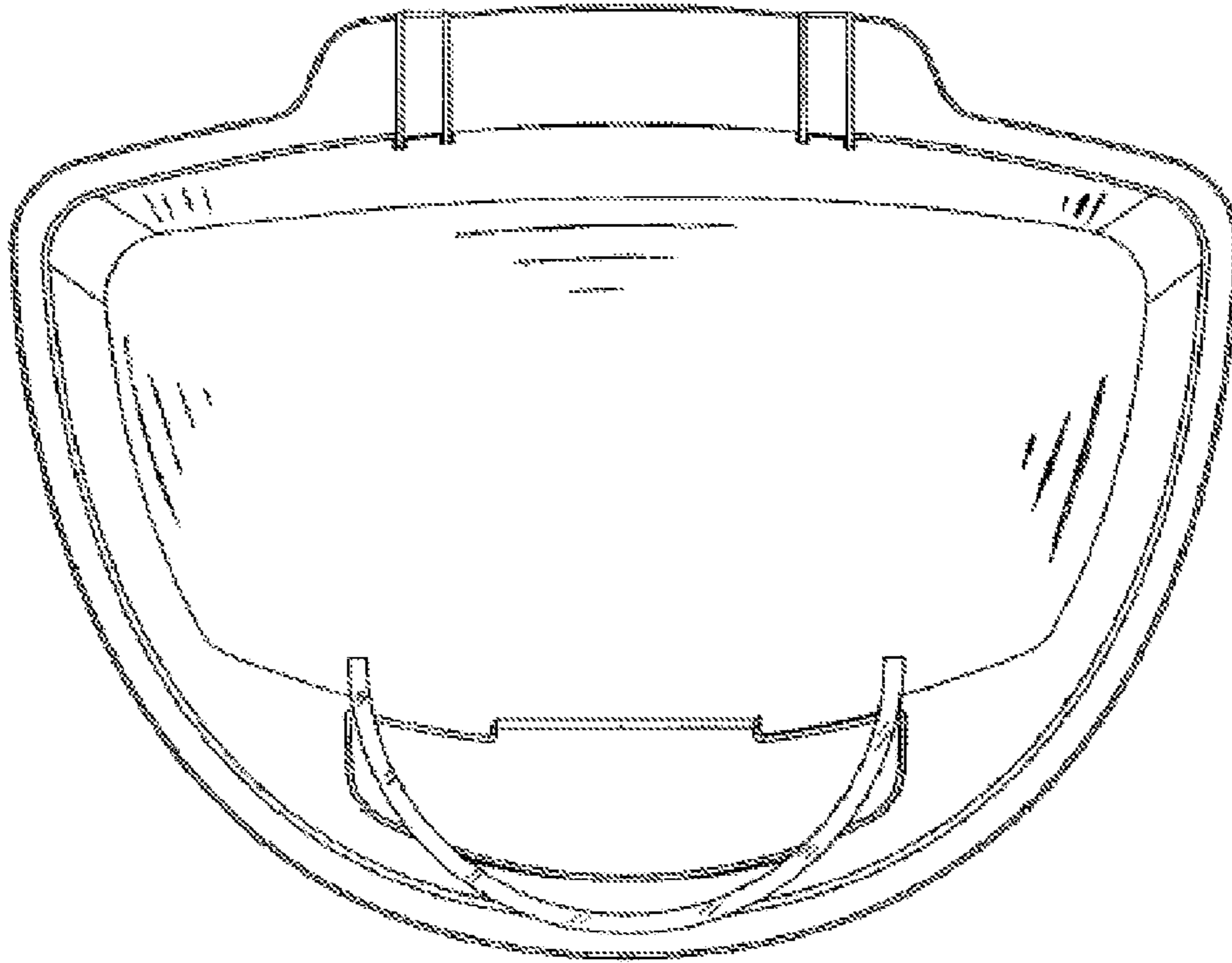


FIG. 6

