



US00D615265S

(12) **United States Design Patent**
Bergman

(10) **Patent No.:** **US D615,265 S**

(45) **Date of Patent:** **** May 4, 2010**

(54) **PAINT TRAY LINER**

(75) Inventor: **Mark W. Bergman**, Minnetonka, MN (US)

(73) Assignee: **Bercom International, LLC**, Chanhausen, MN (US)

(**) Term: **14 Years**

(21) Appl. No.: **29/345,401**

(22) Filed: **Oct. 15, 2009**

Related U.S. Application Data

(60) Division of application No. 29/332,137, filed on Feb. 10, 2009, which is a continuation-in-part of application No. 29/330,721, filed on Jan. 13, 2009.

(51) **LOC (9) Cl.** **07-07**

(52) **U.S. Cl.** **D32/54**

(58) **Field of Classification Search** D32/53,
D32/53.1, 54; 15/257.01–257.06, 570, 495.01,
15/495.02

See application file for complete search history.

(56) **References Cited**

U.S. PATENT DOCUMENTS

2,922,176 A	1/1960	Bernhardt
D193,382 S	8/1962	Goetz
3,157,902 A	11/1964	Hardwick
D208,969 S	10/1967	Paxton
D211,611 S	7/1968	Fox, Jr. et al.
3,828,389 A	8/1974	Heisler
3,947,135 A	3/1976	Hawk
4,023,702 A	5/1977	McKnight
4,445,250 A	5/1984	Seidl
D301,785 S	6/1989	Goetz
D302,614 S	8/1989	Beatty

5,201,439 A	4/1993	Davies
6,019,241 A	2/2000	Burns
D444,604 S	7/2001	Hoffert et al.
6,622,340 B2	9/2003	Rosa
6,802,431 B2	10/2004	Schinkel
D524,501 S	7/2006	Prokop et al.
D526,748 S	8/2006	Van Skiver
7,083,044 B1	8/2006	Kilian et al.
D553,818 S	10/2007	Moon
D569,567 S	5/2008	Kohn
D571,969 S	6/2008	Byers
D586,056 S	2/2009	Shea
2002/0005409 A1	1/2002	Rose
2004/0134917 A1	7/2004	Carnegie
2006/0124649 A1	6/2006	Campbell
2006/0225959 A1	10/2006	Pohl

Primary Examiner—Robin V Webster

(74) *Attorney, Agent, or Firm*—Westman, Champlin & Kelly

(57) **CLAIM**

The ornamental design for a liner for a paint tray, as shown and described.

DESCRIPTION

FIG. 1 is an isometric view thereof;

FIG. 2 is a side view thereof, as taken from the left (unseen) side of FIG. 1;

FIG. 3 is a side view thereof, as taken from the right side of FIG. 1 (the side views are mirror images of one another);

FIG. 4 is a front end view thereof;


FIG. 5 is a rear end view thereof;

FIG. 6 is a top view thereof; and,

FIG. 7 is a bottom view thereof.

The broken lines in FIGS. 1–7 are for illustrative purposes only and form no part of the claimed design.

1 Claim, 5 Drawing Sheets



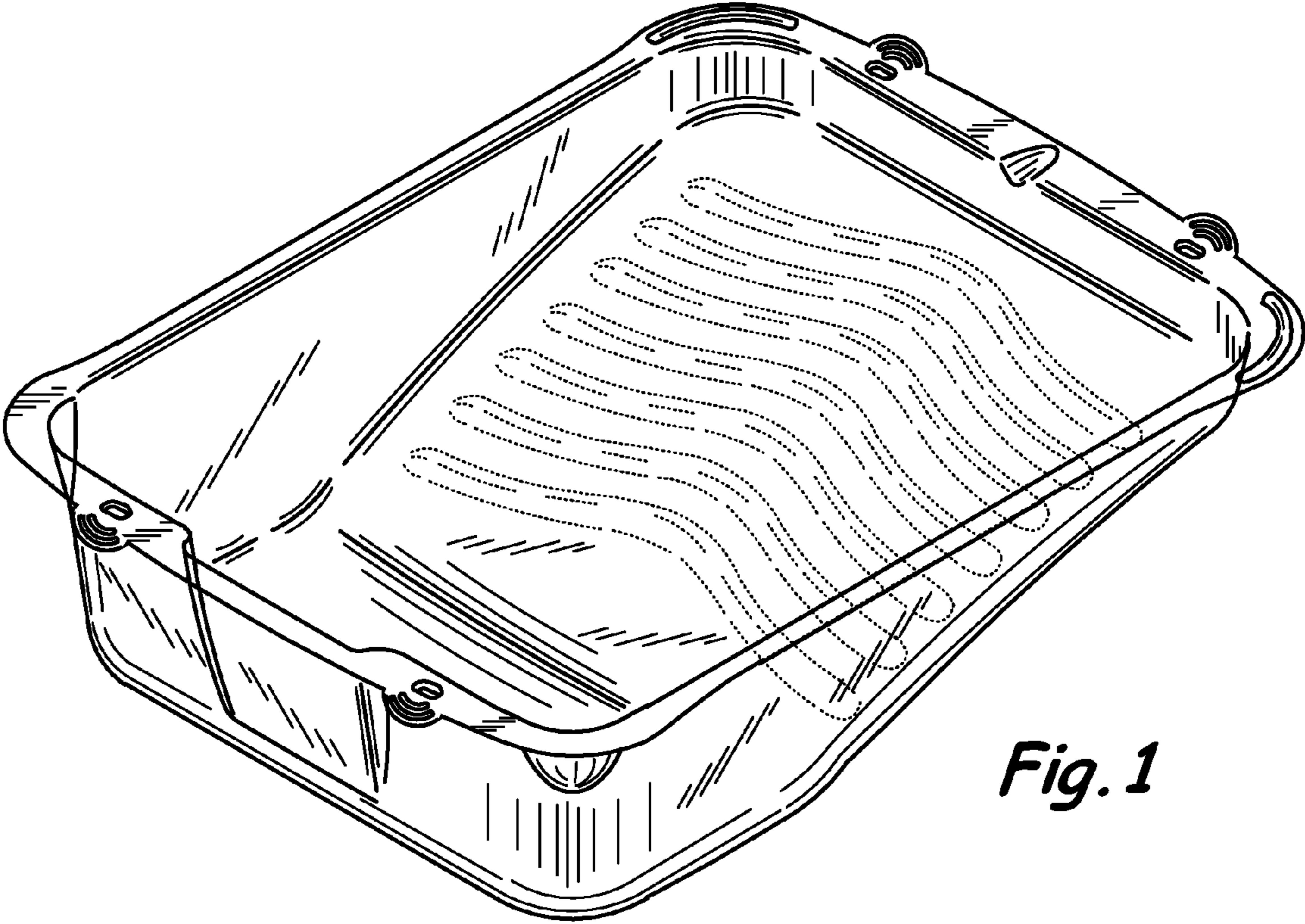


Fig. 1

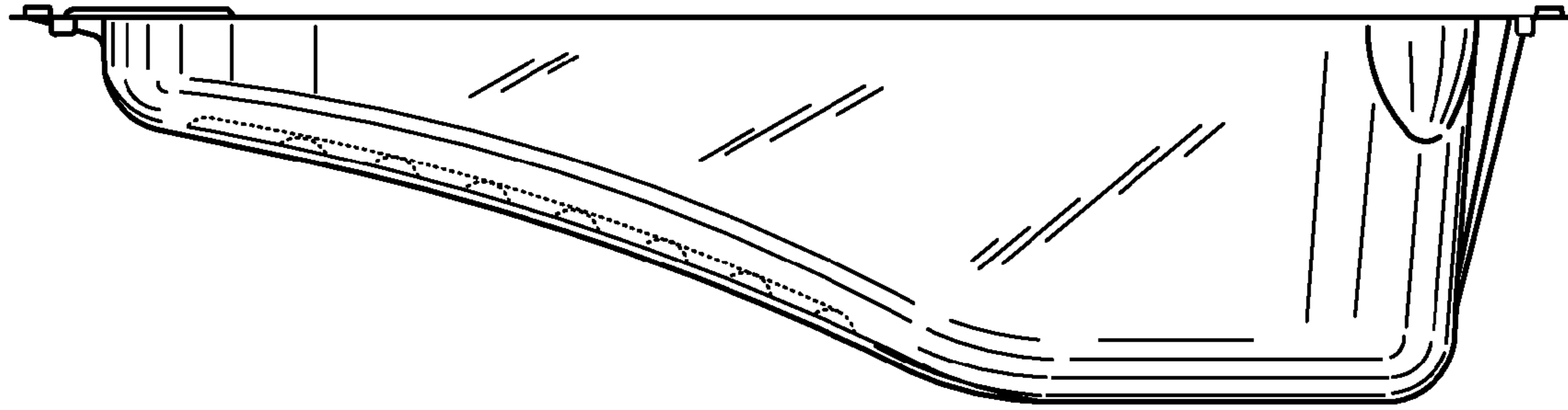


Fig. 2

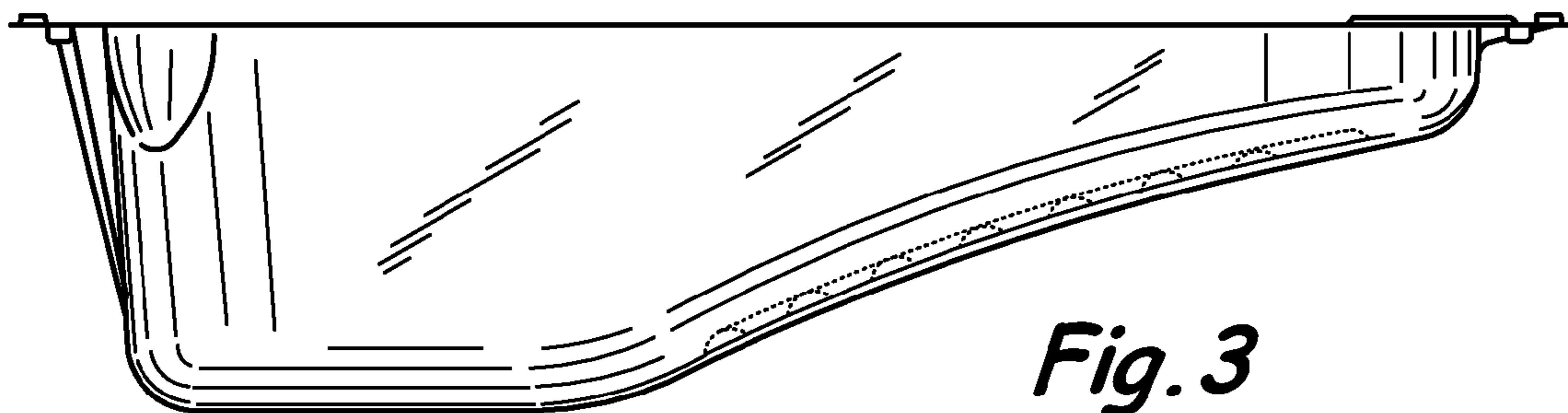


Fig. 3

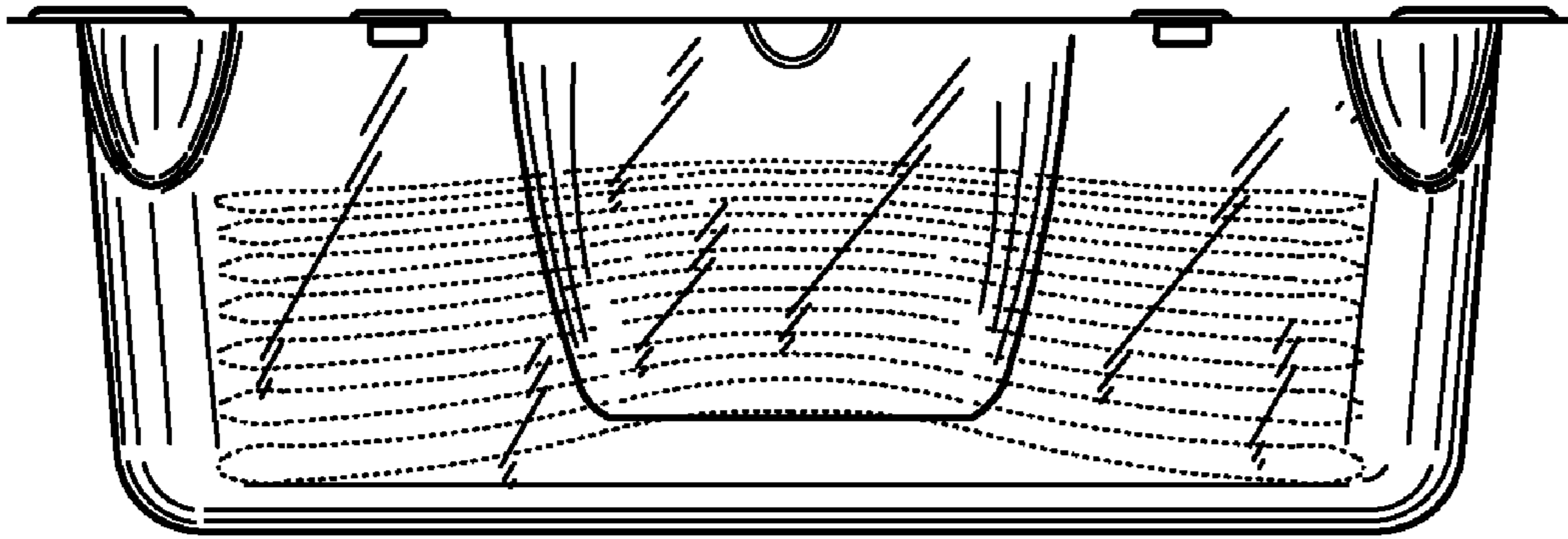


Fig. 4

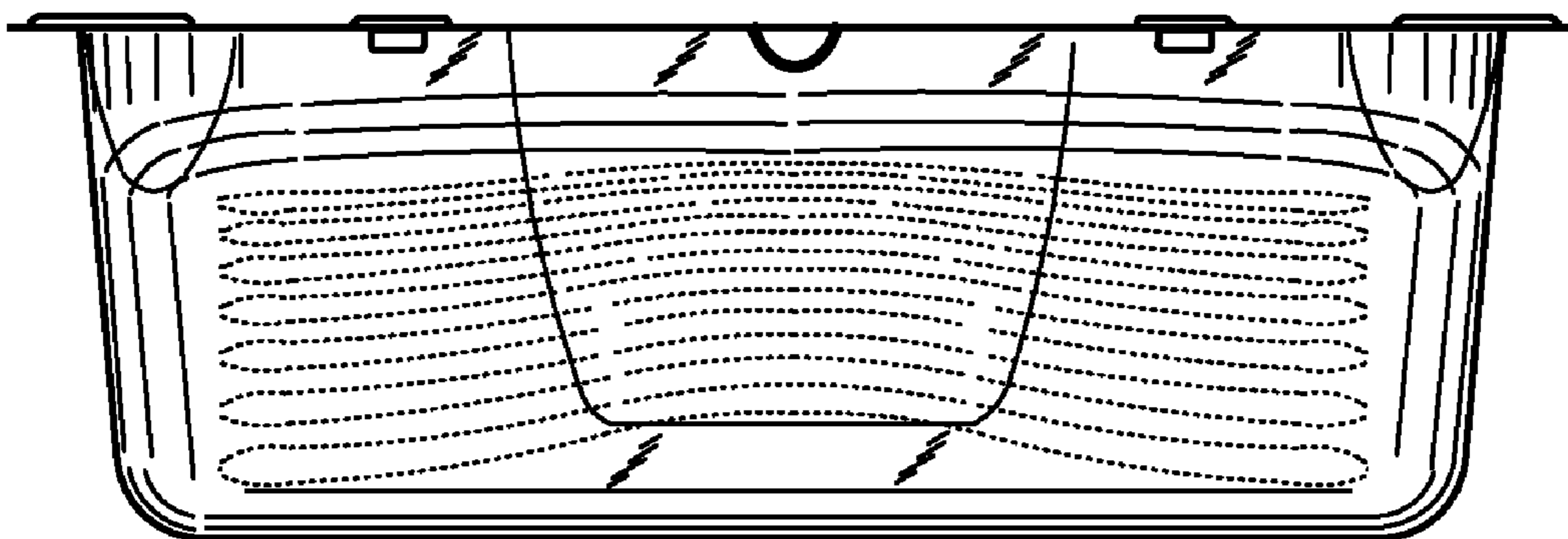


Fig. 5

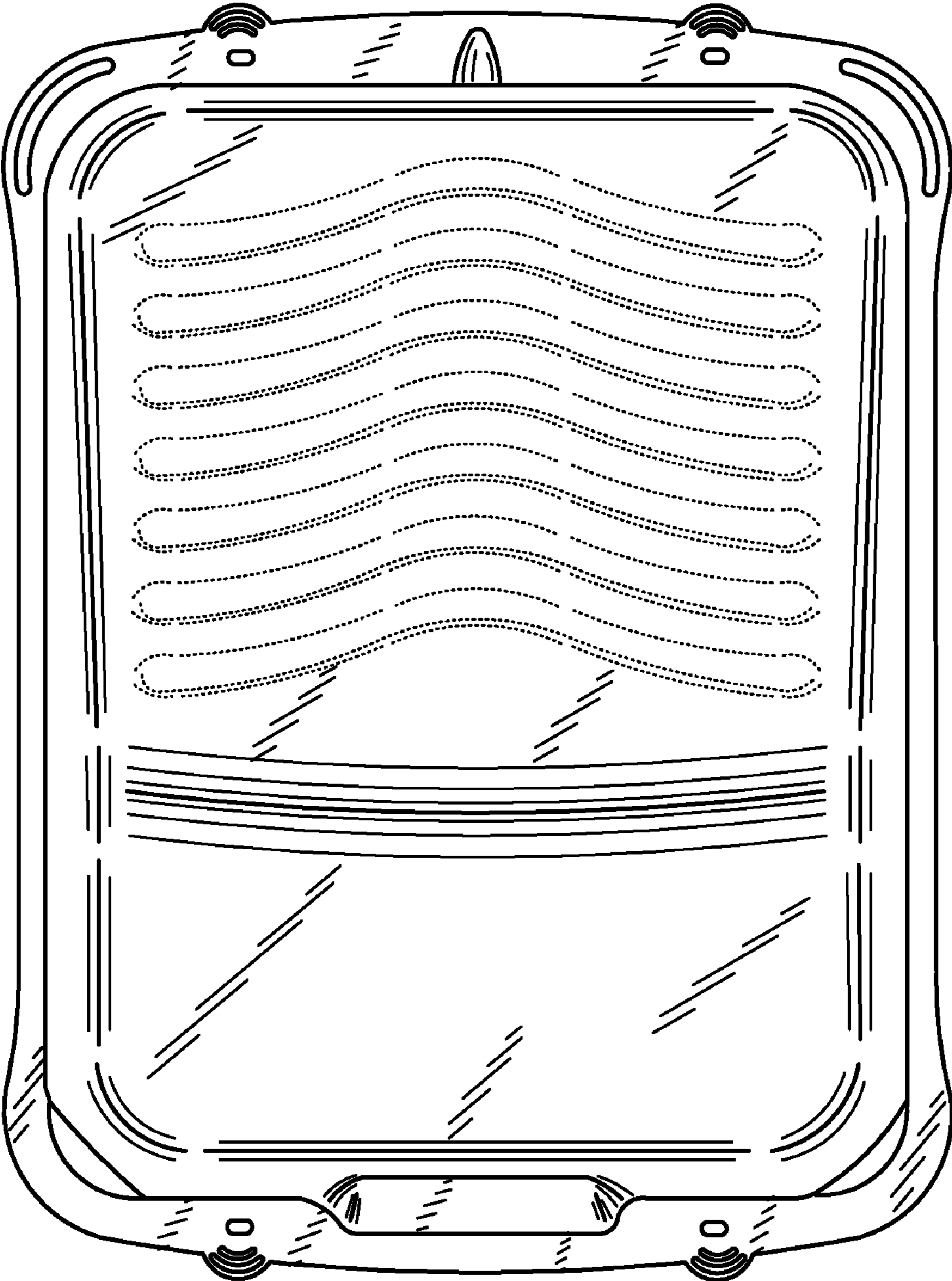


Fig. 6

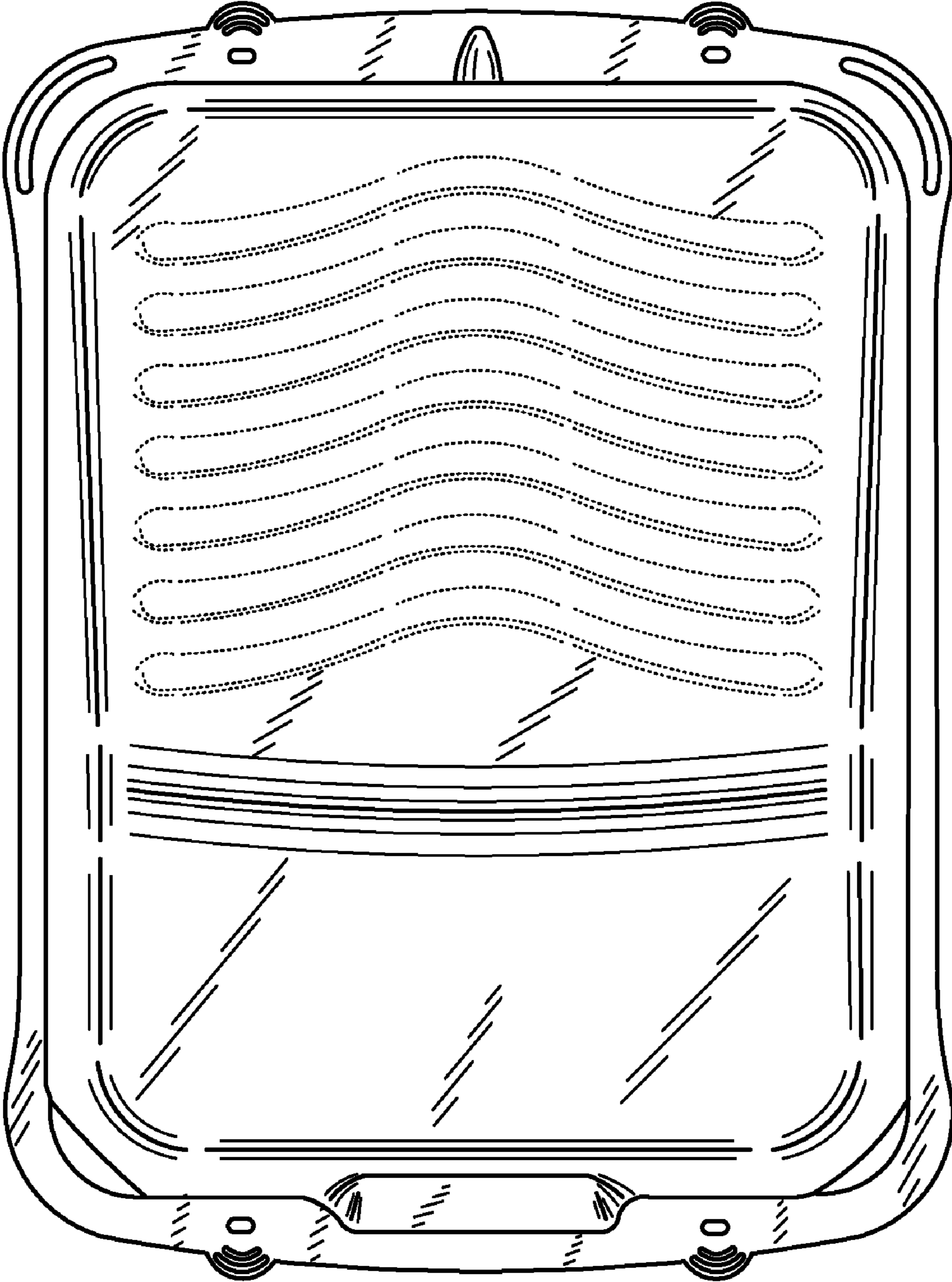


Fig. 7

UNITED STATES PATENT AND TRADEMARK OFFICE
Certificate

Patent No. D. 615,265 S

Patented: May 4, 2010

On petition requesting issuance of a certificate for correction of inventorship pursuant to 35 U.S.C. 256, it has been found that the above identified patent, through error and without any deceptive intent, improperly sets forth the inventorship.

Accordingly, it is hereby certified that the correct inventorship of this patent is: Mark W. Bergman, Minnetonka, MN (US); Christopher M. Bergman, Hopkins, MN (US); Matthew V. Leyden, St. Paul, MN (US); Jeffrey B. Waffensmith, North Oaks, MN (US); and Jeffrey T. Given, St. Paul, MN (US).

Signed and Sealed this Second Day of July 2013.

CATHRON BROOKS
Supervisory Patent Examiner
Art Unit 2911
Technology Center 2900