



US00D615245S

(12) **United States Design Patent**  
**Lukan**

(10) **Patent No.:** **US D615,245 S**

(45) **Date of Patent:** **\*\* May 4, 2010**

(54) **PORTION OF A SAFETY RAZOR HANDLE**

D566,897 S \* 4/2008 Lee ..... D28/46  
D586,954 S \* 2/2009 Micinilio ..... D28/47

(75) Inventor: **Sean Lukan**, Milford, CT (US)

\* cited by examiner

(73) Assignee: **Eveready Battery Company, Inc.**, St. Louis, MO (US)

*Primary Examiner*—Jennifer Rivard  
(74) *Attorney, Agent, or Firm*—Energizer Personal Care, LLC

(\*\*) Term: **14 Years**

(21) Appl. No.: **29/342,706**

(57) **CLAIM**

(22) Filed: **Aug. 31, 2009**

The ornamental design for the portion of a safety razor handle, as shown and described.

(51) **LOC (9) Cl.** ..... **28-03**

(52) **U.S. Cl.** ..... **D28/47**

(58) **Field of Classification Search** ..... 30/32,  
30/34.05, 34.1–34.2, 41, 44–46, 47–51, 57–58,  
30/77–84, 526–536, 537–539; D28/44–49  
See application file for complete search history.

**DESCRIPTION**

FIG. 1 is an upper perspective view of a portion of a safety razor handle.

FIG. 2 is a back view thereof.

FIG. 3 is a left view of FIG. 2.

FIG. 4 is a right view of FIG. 2; and,

FIG. 5 is a top end view thereof.

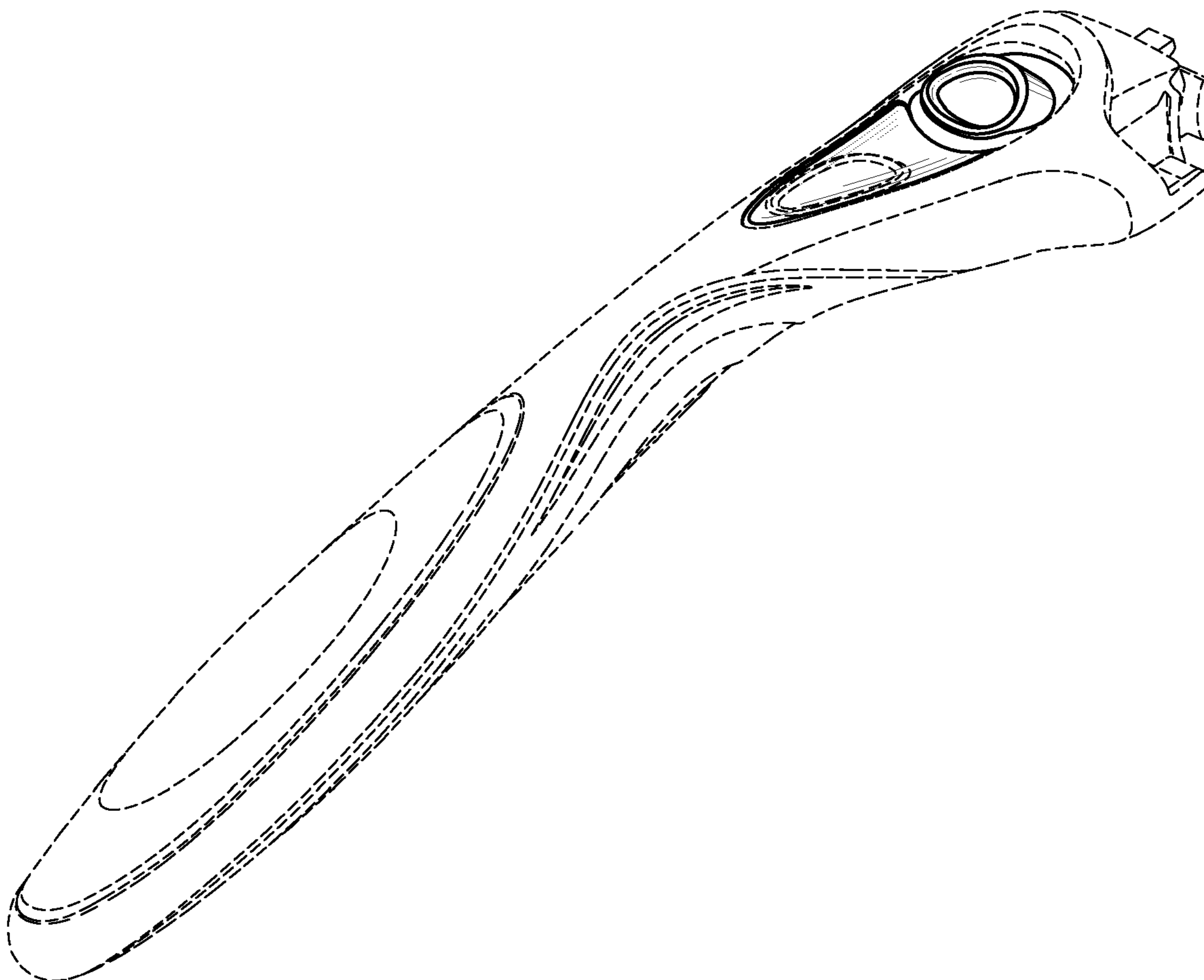
The broken lines in the figures depict environmental subject matter only and form no part of the claimed design.

(56) **References Cited**

U.S. PATENT DOCUMENTS

D429,034 S \* 8/2000 Shurtleff ..... D28/48  
D509,321 S \* 9/2005 Gray ..... D28/46  
D524,984 S \* 7/2006 Ramm et al. .... D28/46  
D565,245 S \* 3/2008 Wonderley ..... D28/46

**1 Claim, 3 Drawing Sheets**



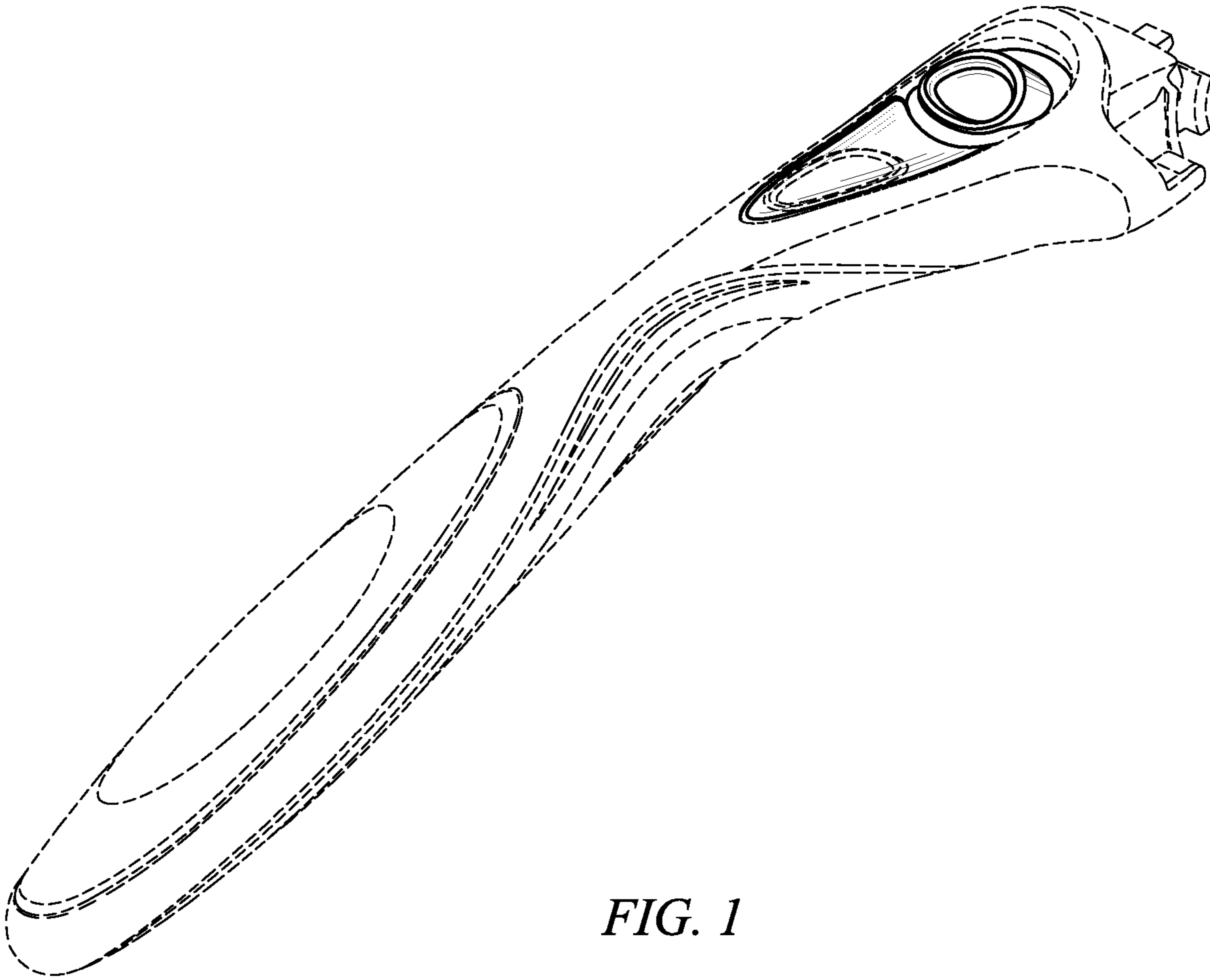
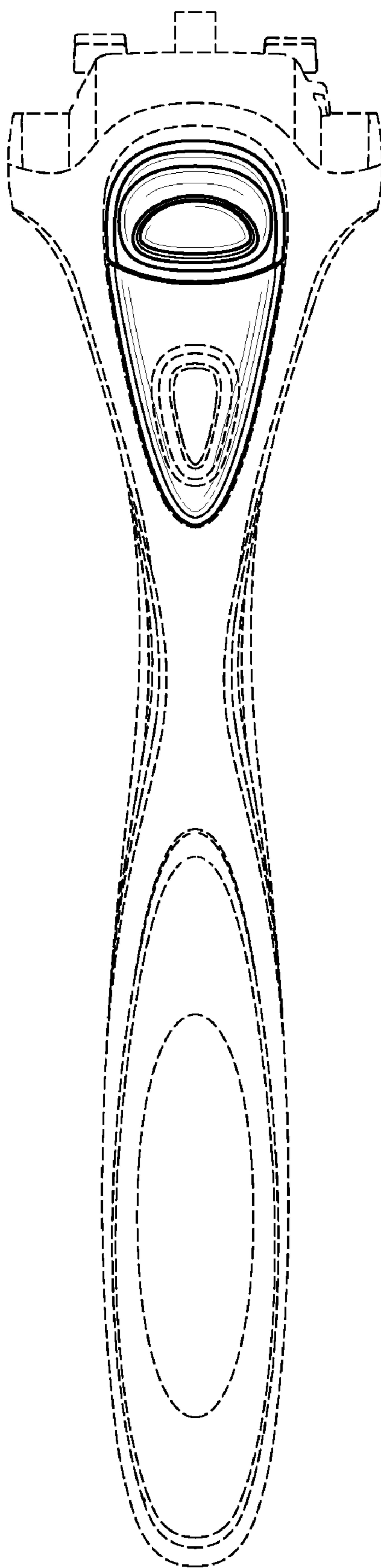



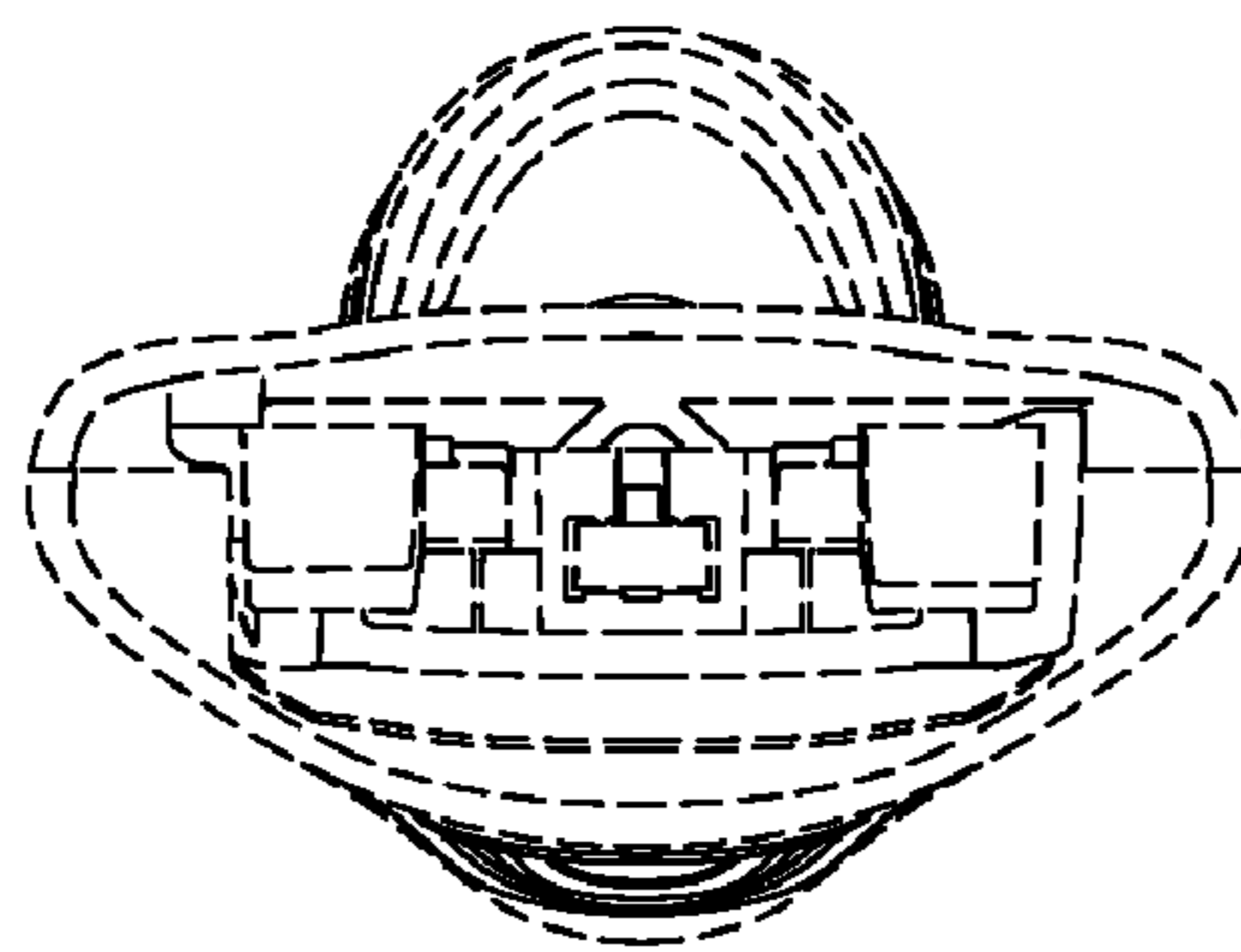
FIG. 1



*FIG. 2*



*FIG. 3*



*FIG. 5*



*FIG. 4*