



US00D615240S

(12) **United States Design Patent**
Sugishita et al.

(10) **Patent No.:** **US D615,240 S**

(45) **Date of Patent:** **** *May 4, 2010**

(54) **LIGHTING FIXTURE**

(75) Inventors: **Naoki Sugishita**, Kanagawa (JP);
Homare Takai, Kanagawa (JP)

(73) Assignee: **Toshiba Lighting & Technology Corporation**, Kanagawa (JP)

(*) Notice: This patent is subject to a terminal disclaimer.

(**) Term: **14 Years**

(21) Appl. No.: **29/342,141**

(22) Filed: **Aug. 19, 2009**

(30) **Foreign Application Priority Data**

Feb. 24, 2009 (JP) 2009-003827

(51) **LOC (9) Cl.** **26-99**

(52) **U.S. Cl.** **D26/121**

(58) **Field of Classification Search** D26/72,
D26/122, 121, 74, 75, 76, 77, 85, 86, 88,
D26/89, 113, 118, 120; 362/147, 150, 217,
362/223, 224, 290, 292, 330, 331, 342, 354,
362/367

See application file for complete search history.

(56) **References Cited**

U.S. PATENT DOCUMENTS

2,677,046 A * 4/1954 Janness et al. 362/148
D173,156 S * 10/1954 Hurley D26/122
2,913,576 A * 11/1959 Gillearn 362/354
3,213,274 A * 10/1965 Stiffel 362/147
4,896,656 A * 1/1990 Johnson 126/92 B
D327,543 S * 6/1992 Gardner D25/138

D502,284 S * 2/2005 Egawa et al. D26/122
D517,725 S * 3/2006 Egawa et al. D26/122
D539,945 S * 4/2007 Egawa et al. D26/24
D542,963 S 5/2007 Zucker
D578,699 S * 10/2008 Ohno et al. D26/72
D600,392 S * 9/2009 Ling et al. D26/74
2004/0012957 A1 * 1/2004 Bachl et al. 362/241
2009/0027897 A1 * 1/2009 Chang 362/330

* cited by examiner

Primary Examiner—Cathron C Brooks
Assistant Examiner—Kevin K Rudzinski
(74) *Attorney, Agent, or Firm*—J.C. Patents

(57) **CLAIM**

The ornamental design for a lighting fixture, as shown and described.

DESCRIPTION

FIG. 1 is a perspective view of a lighting fixture showing our new design;

FIG. 2 is a front view thereof, the rear view being identical to the front view;

FIG. 3 is a right side view thereof, the left side view being identical to the right side view;

FIG. 4 is a top view thereof;

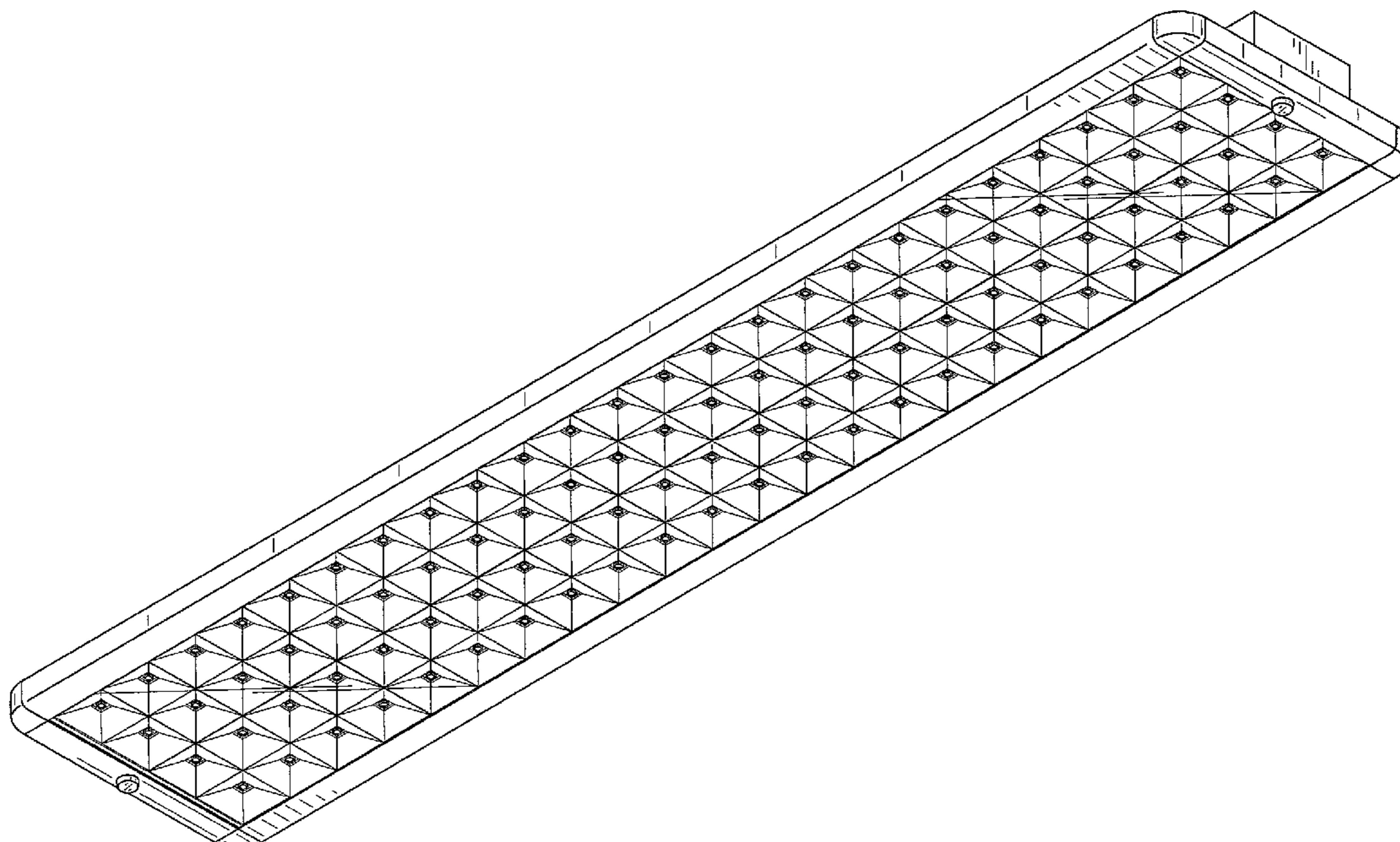
FIG. 5 is a bottom view thereof;

FIG. 6 is an enlarged cross-sectional view taken along line 6—6 in FIG. 2 with the internal parts omitted; and,

FIG. 7 is an enlarged view of an indicated portion in FIG. 6.

The portions shown in double cross-hatched lines in FIGS. 6 and 7 are transparent.

1 Claim, 4 Drawing Sheets



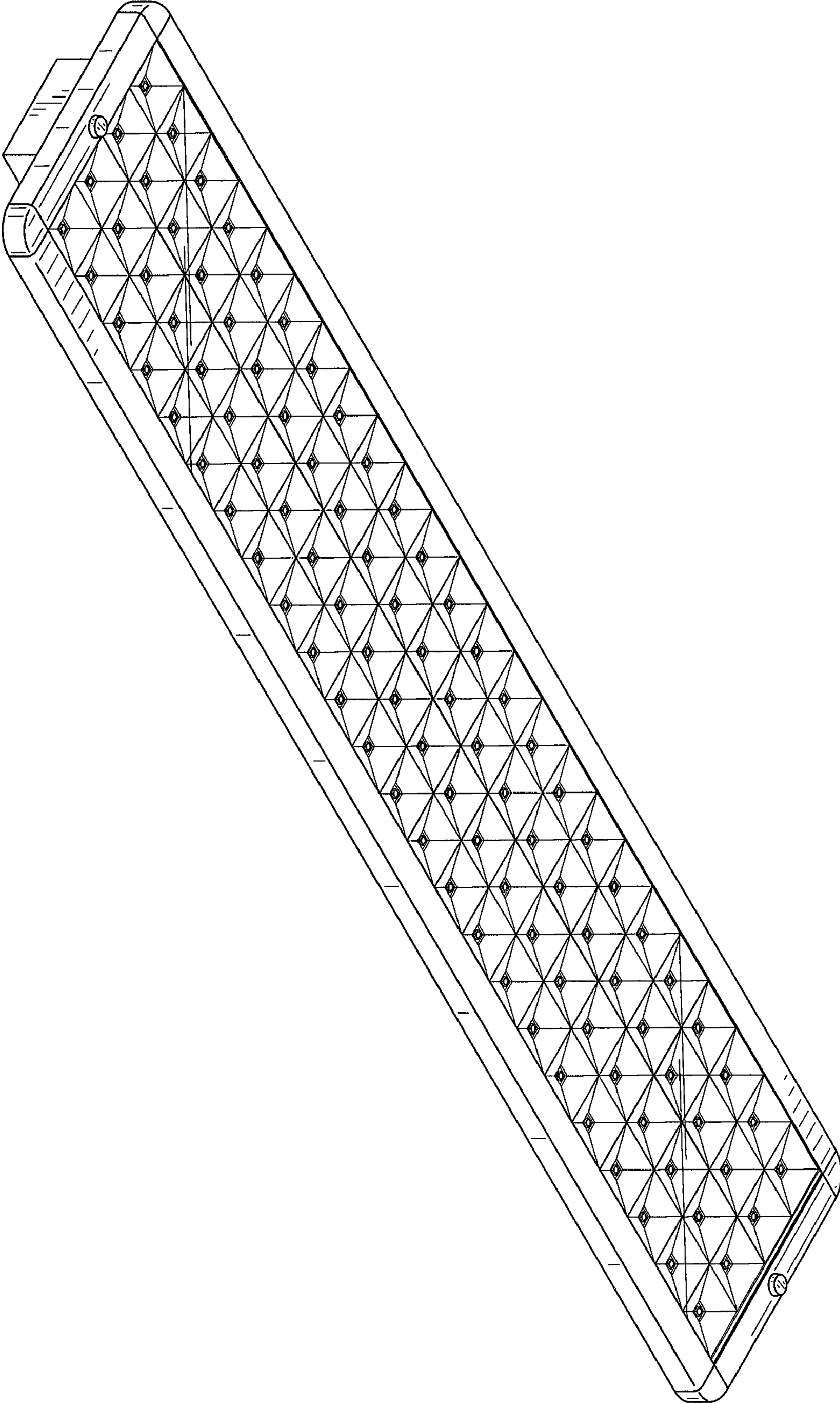


FIG. 1

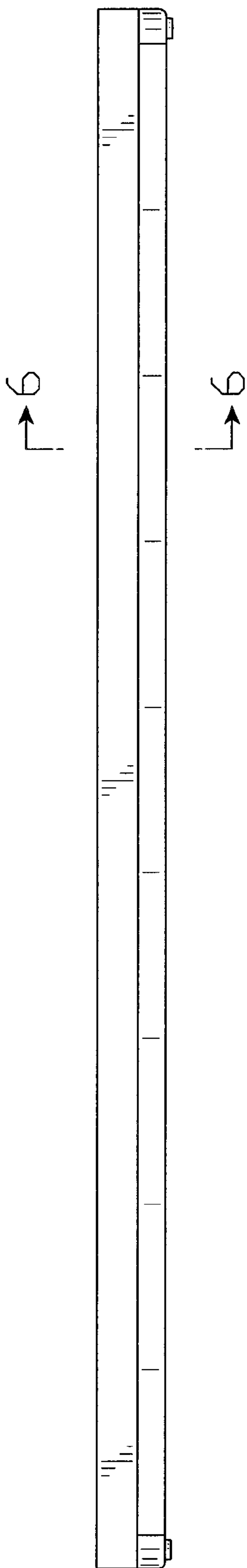


FIG. 2




FIG. 3

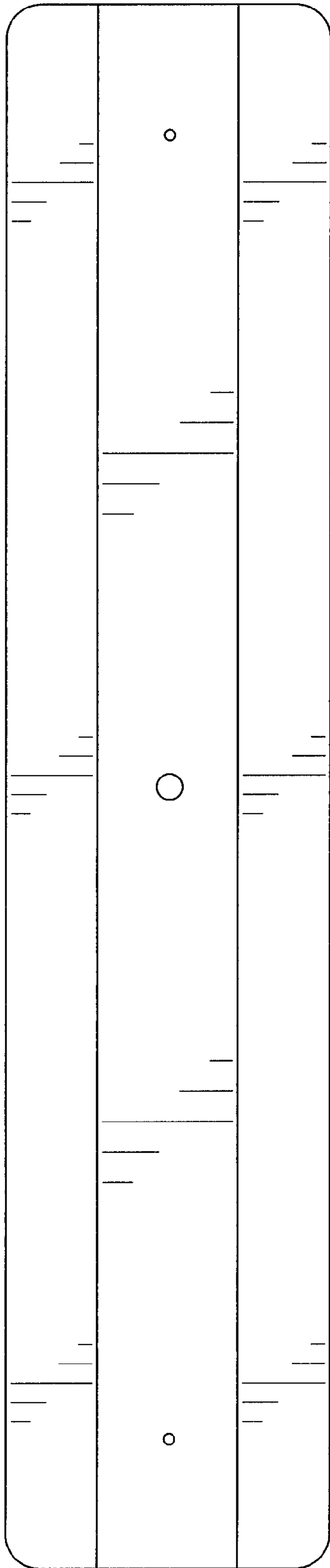


FIG. 4

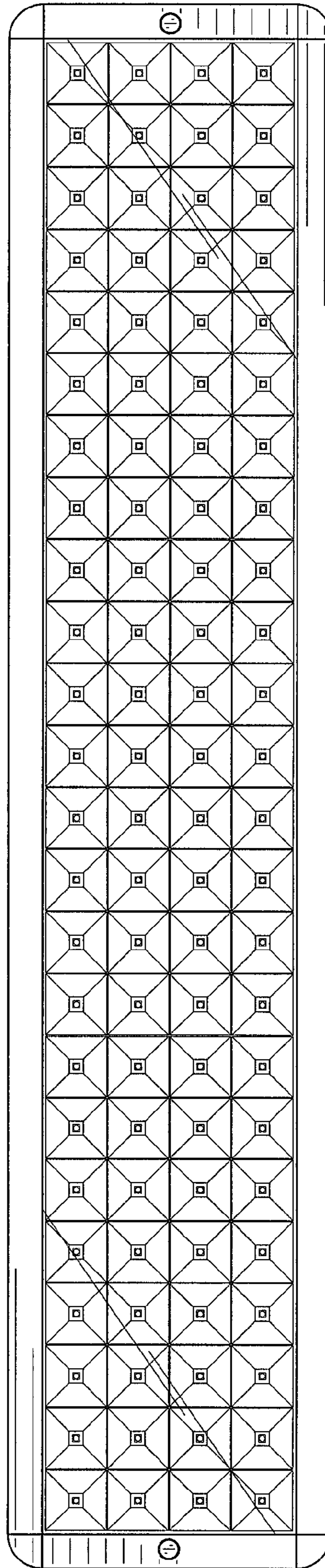


FIG. 5

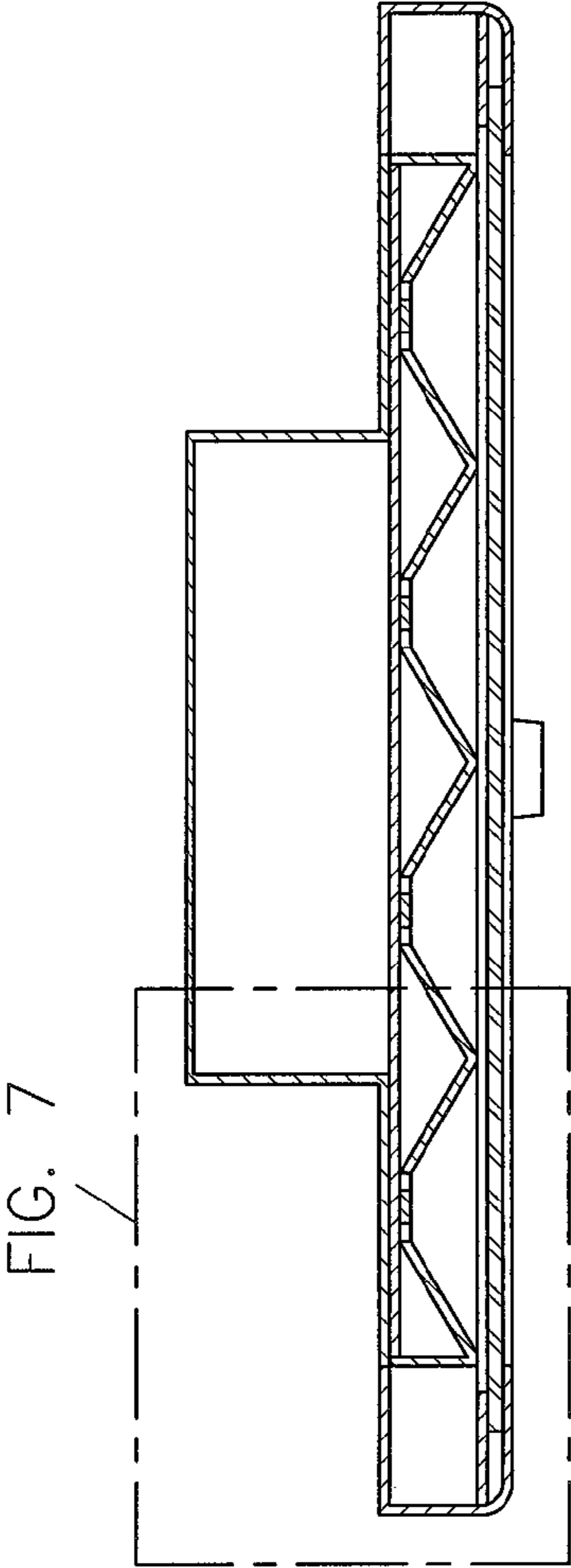


FIG. 6

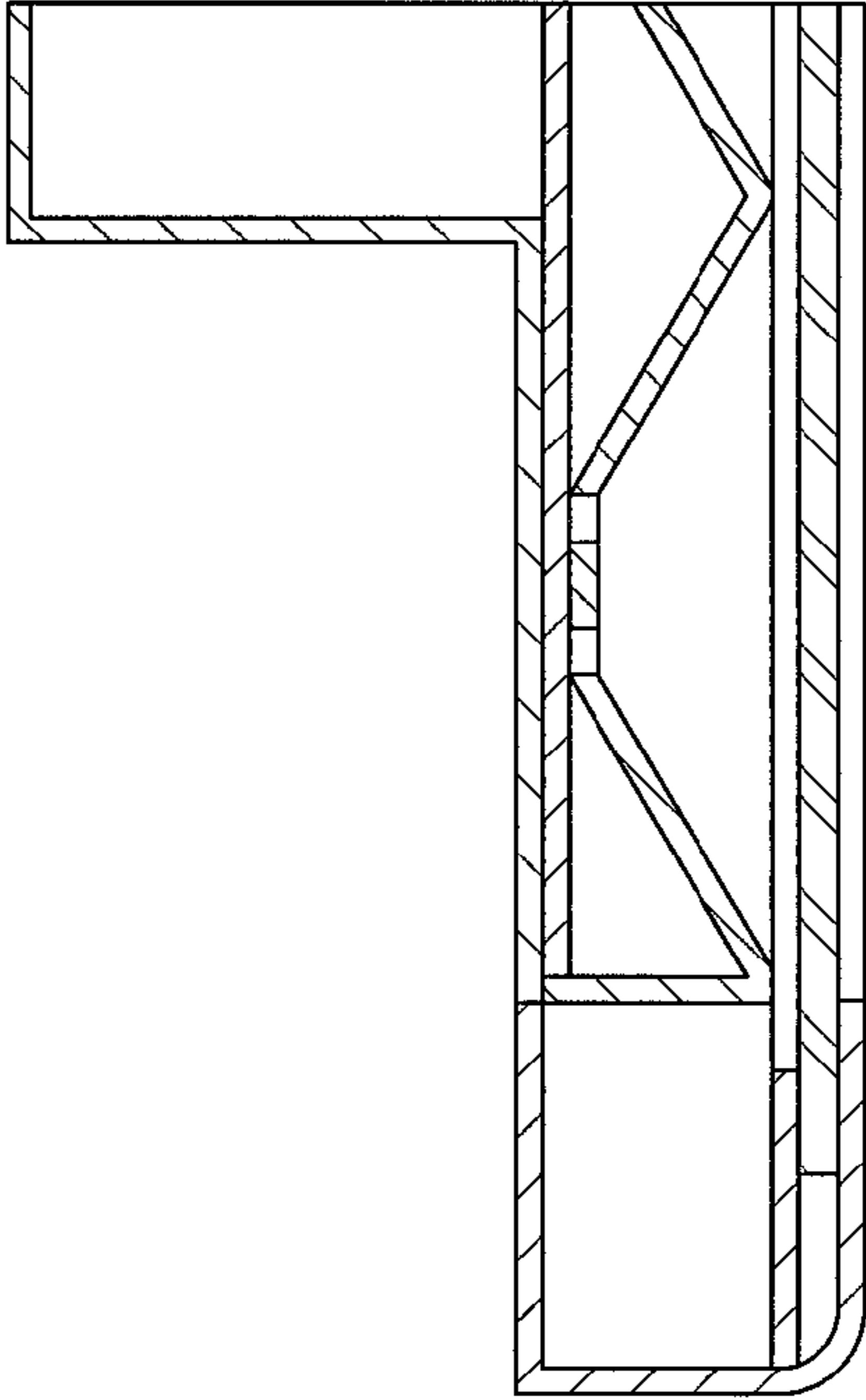


FIG. 7