



US00D615235S

(12) **United States Design Patent**
Zheng

(10) **Patent No.:** **US D615,235 S**

(45) **Date of Patent:** **** May 4, 2010**

(54) **LED LAMP**

(75) Inventor: **Shi-Song Zheng**, Shenzhen (CN)

(73) Assignee: **Foxconn Technology Co., Ltd.**,
Tu-Cheng, Taipei Hsien (TW)

(**) Term: **14 Years**

(21) Appl. No.: **29/342,601**

(22) Filed: **Aug. 28, 2009**

(30) **Foreign Application Priority Data**

Aug. 24, 2009 (CN) 2009 3 0312667

(51) **LOC (9) Cl.** **26-05**

(52) **U.S. Cl.** **D26/71; D26/63**

(58) **Field of Classification Search** D26/63,
D26/67-72, 84, 85, 92; 362/145, 152, 183,
362/294, 373, 414, 431, 545, 800, 249.02,
362/249.03, 249.14, 426

See application file for complete search history.

(56) **References Cited**

U.S. PATENT DOCUMENTS

D492,441 S *	6/2004	Bradford et al.	D26/92
D556,935 S *	12/2007	Quioque et al.	D26/71
D562,487 S *	2/2008	Romo	D26/67
D573,741 S *	7/2008	Lou	D26/71
D580,582 S *	11/2008	Fan	D26/71
D599,942 S *	9/2009	Zheng	D26/71
2004/0196653 A1 *	10/2004	Clark et al.	362/183
2006/0056169 A1 *	3/2006	Lodhie et al.	362/97

2009/0168416 A1 *	7/2009	Zhang et al.	362/234
2009/0244895 A1 *	10/2009	Chen	362/249.02
2009/0251898 A1 *	10/2009	Kinnune et al.	362/249.02
2009/0268463 A1 *	10/2009	Huang et al.	362/249.02

* cited by examiner

Primary Examiner—Clare E Heflin

(74) *Attorney, Agent, or Firm*—Frank R. Niranjana

(57) **CLAIM**

The ornamental design for an LED lamp, as shown and described.

DESCRIPTION

FIG. 1 is a perspective view of an LED lamp showing my new design.

FIG. 2 is a front elevational view thereof.

FIG. 3 is a rear elevational view thereof.

FIG. 4 is a left-side, elevational view thereof.

FIG. 5 is a right-side, elevational view thereof.

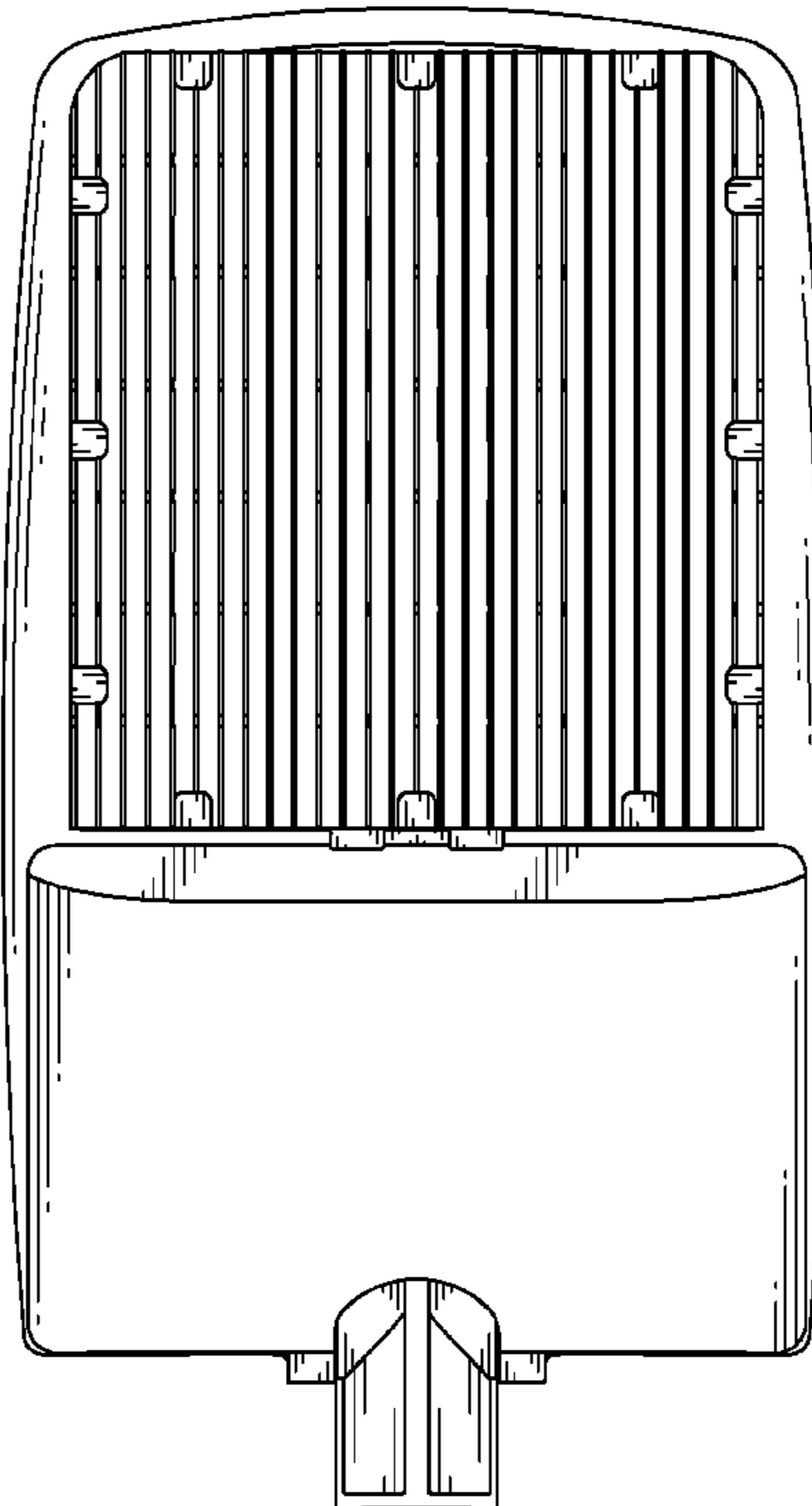

FIG. 6 is a top plan view thereof.

FIG. 7 is a bottom plan view thereof.

FIG. 8 is a view similar to FIG. 4, showing a mounting sleeve of the LED lamp being swiveled to an inclined orientation; and,

FIG. 9 is a view similar to FIG. 4, showing the mounting sleeve of the LED lamp being swiveled to another inclined orientation.

1 Claim, 9 Drawing Sheets






FIG. 1

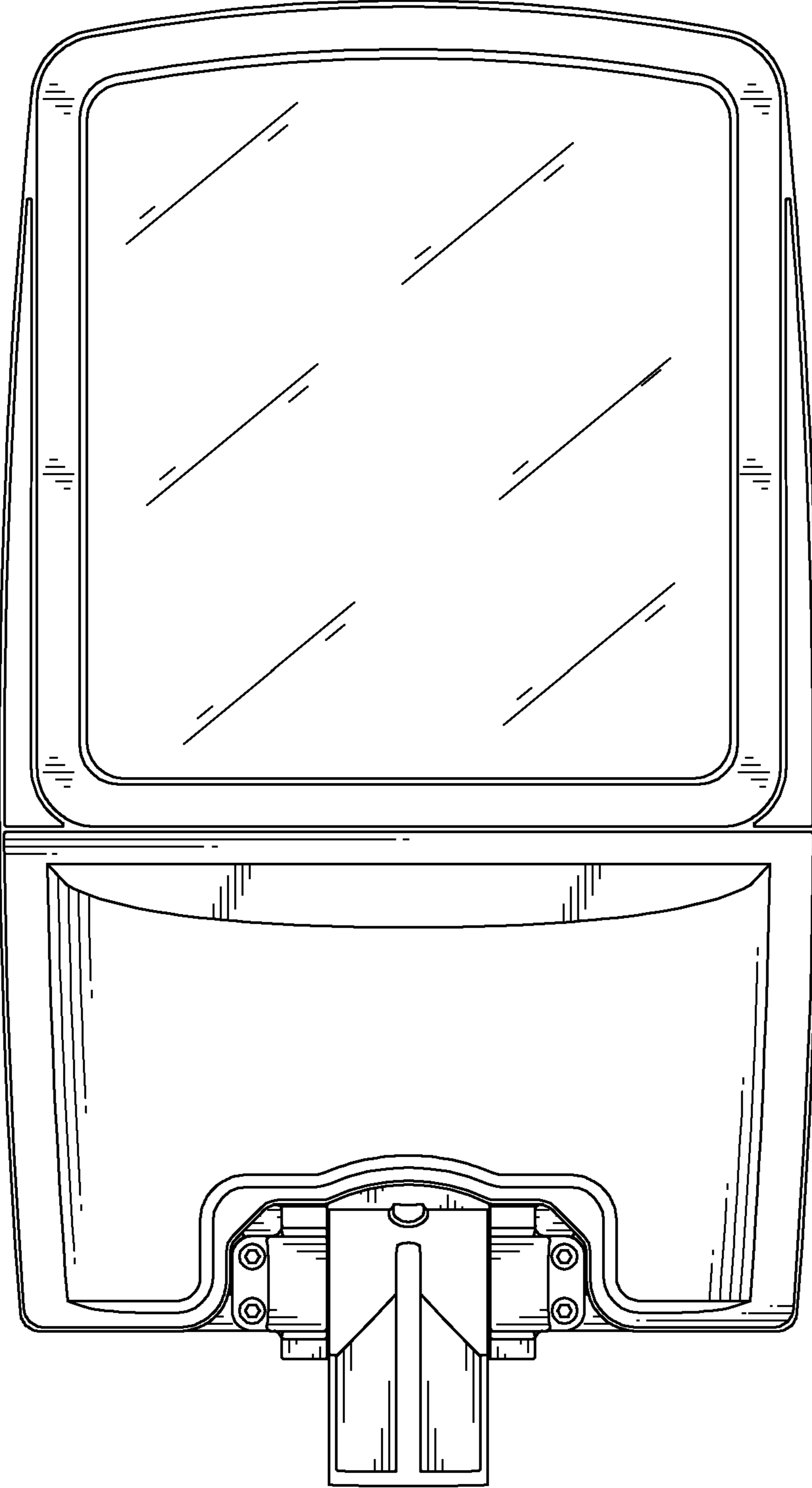


FIG. 2

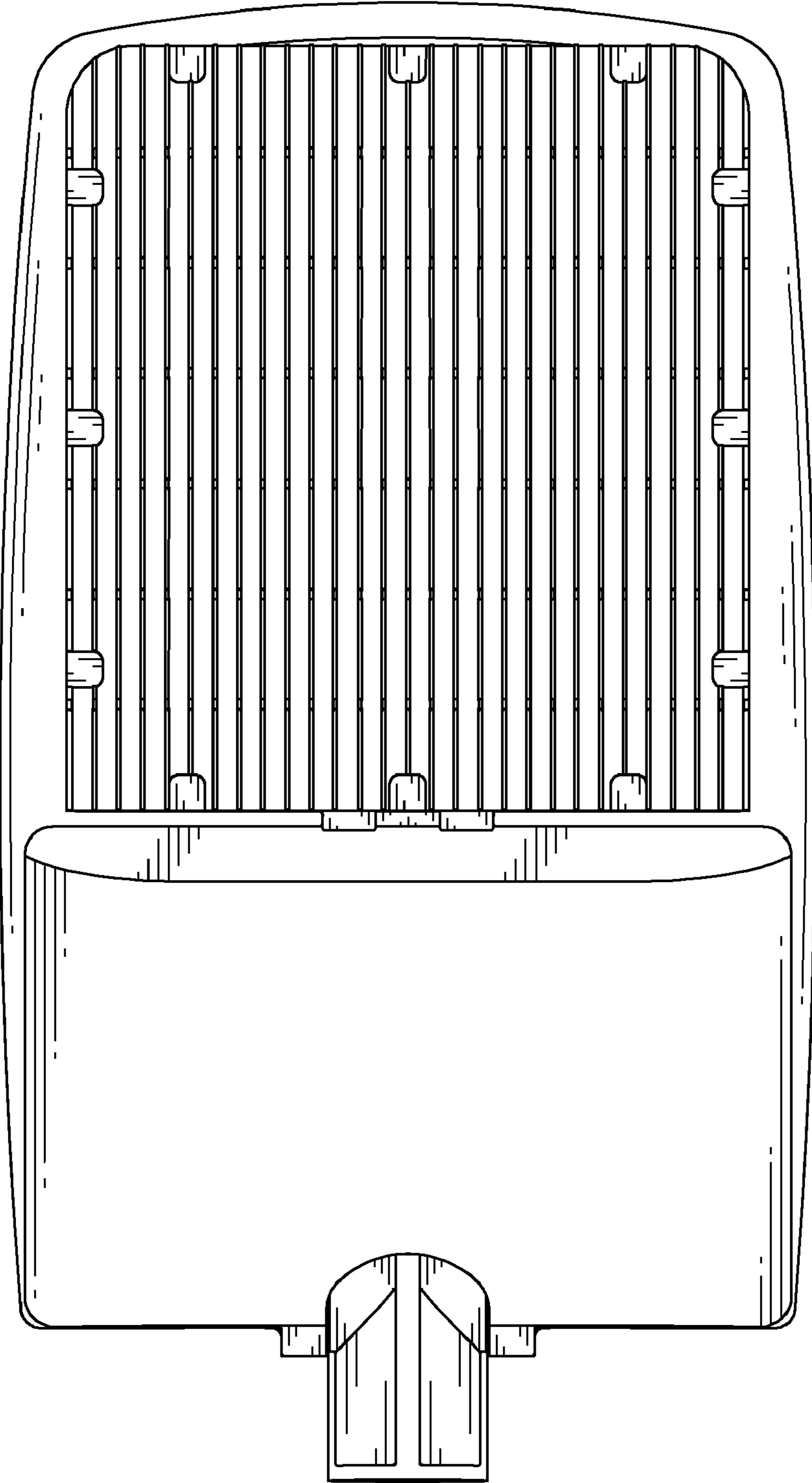


FIG. 3




FIG. 4

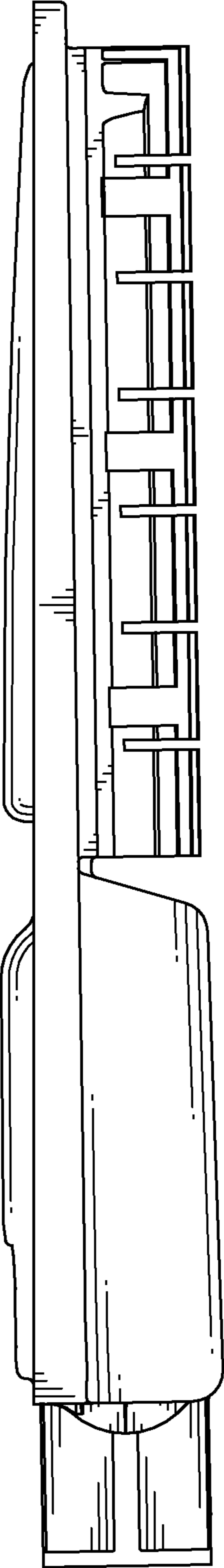


FIG. 5

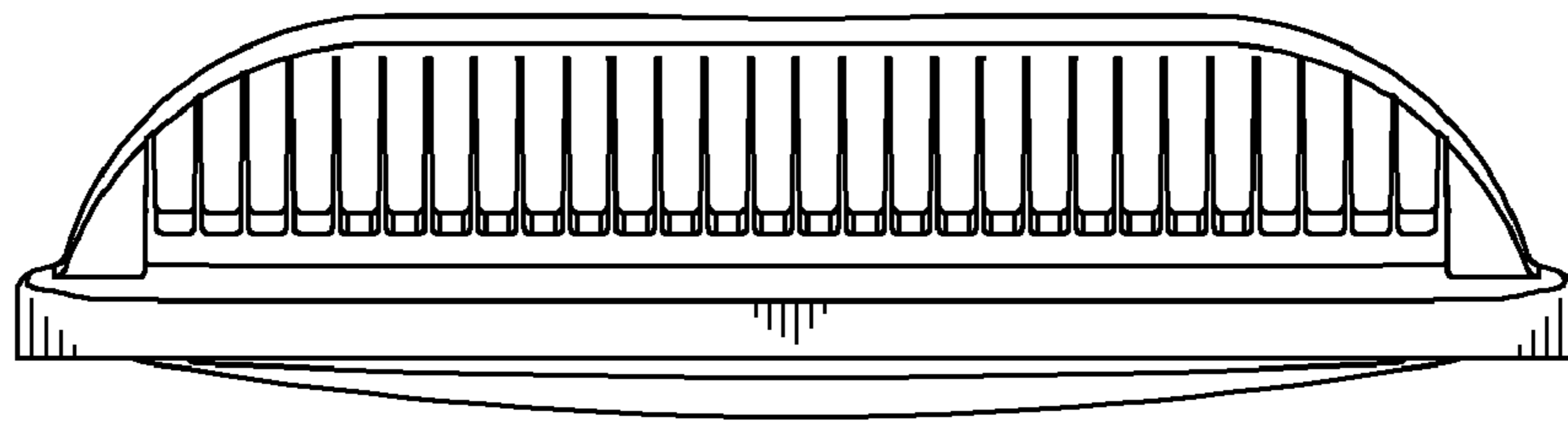


FIG. 6

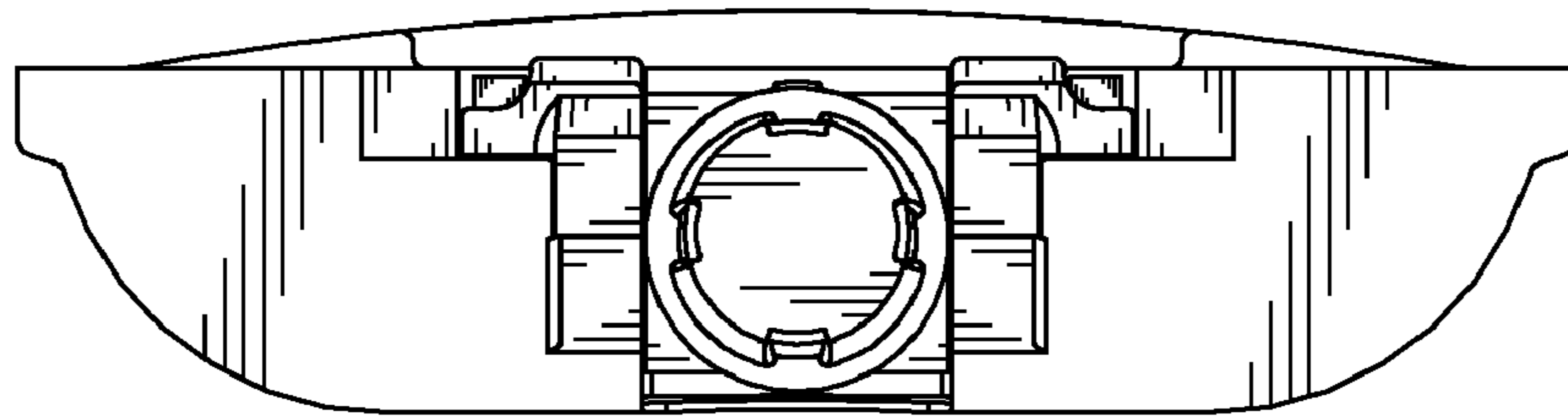


FIG. 7

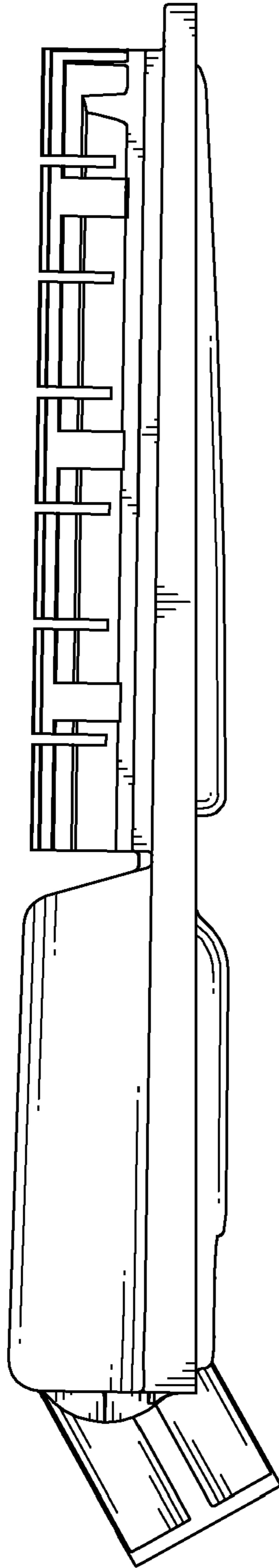


FIG. 8




FIG. 9