



US00D615204S

(12) **United States Design Patent**
Michelinakis et al.

(10) **Patent No.:** **US D615,204 S**

(45) **Date of Patent:** **** May 4, 2010**

(54) **SURGICAL IMPLANT**

(75) Inventors: **Emmanuel Michelinakis**, Athens (GR);
Matthaios Michelinakis, Athens (GR)

(73) Assignee: **Orthosurgical SA**, Athens (GR)

(**) Term: **14 Years**

(21) Appl. No.: **29/322,771**

(22) Filed: **Aug. 12, 2008**

(30) **Foreign Application Priority Data**

Feb. 13, 2008 (EM) 000877774-0001

(51) **LOC (9) Cl.** **24-03**

(52) **U.S. Cl.** **D24/155**

(58) **Field of Classification Search** D24/155-157;
128/898; 623/23.23, 22.15
See application file for complete search history.

(56) **References Cited**

U.S. PATENT DOCUMENTS

D213,282 S * 1/1969 Ring D24/155
3,656,184 A * 4/1972 Chambers 623/22.15
D235,485 S * 6/1975 Amstutz D24/155
D243,286 S * 2/1977 Deyerle D24/155
D254,987 S * 5/1980 Treace et al. D24/155

D280,020 S * 8/1985 Homsy D24/155
4,549,319 A * 10/1985 Meyer 623/23.23
D283,731 S * 5/1986 Kenna D24/155
D284,100 S * 6/1986 Kenna D24/155
4,778,469 A * 10/1988 Lin et al. 128/898
D364,926 S * 12/1995 Webb et al. D24/155
D378,413 S * 3/1997 Hewka D24/155
D528,209 S * 9/2006 Vallings et al. D24/155

* cited by examiner

Primary Examiner—Charles A Rademaker

(74) *Attorney, Agent, or Firm*—Grady K. Bergen; Griggs
Bergen LLP

(57) **CLAIM**

The ornamental design for a surgical implant, as shown and described.

DESCRIPTION

FIG. 1 is a top plan view illustrating the surgical implant of the present invention;

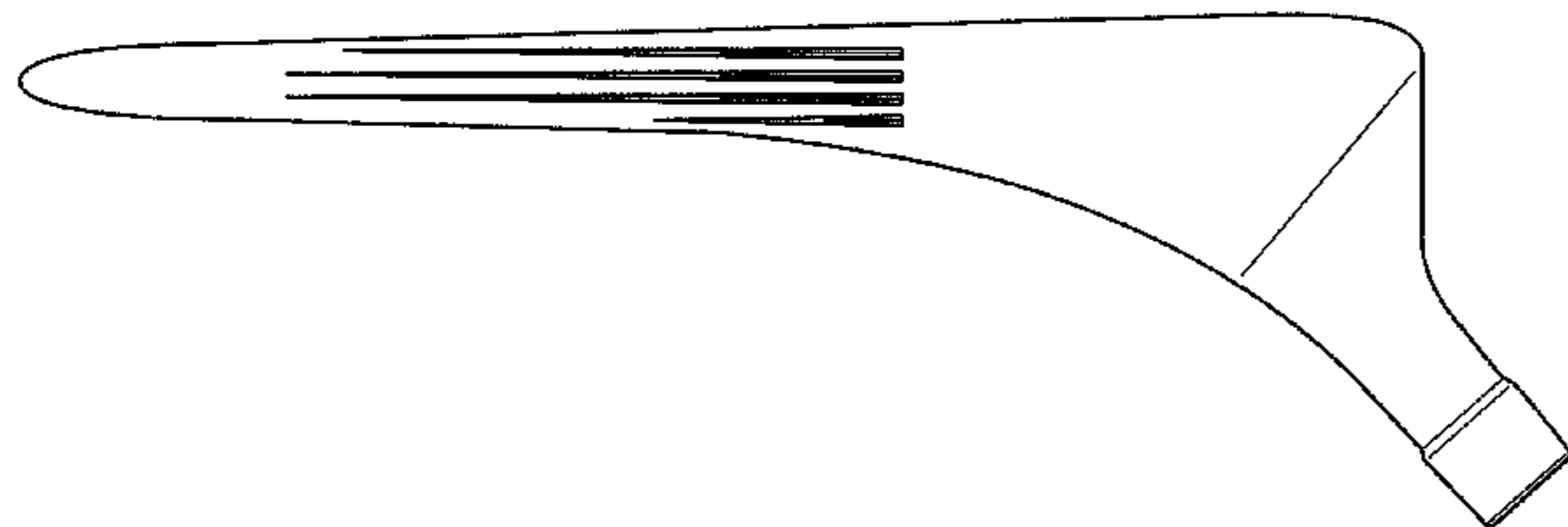
FIG. 2 is an elevated front view thereof; the elevated rear view being a minor image thereof;

FIG. 3 is a bottom plan view thereof;

FIG. 4 is an elevated left side view thereof; and,

FIG. 5 is an elevated right side view thereof.

1 Claim, 2 Drawing Sheets






FIG. 1

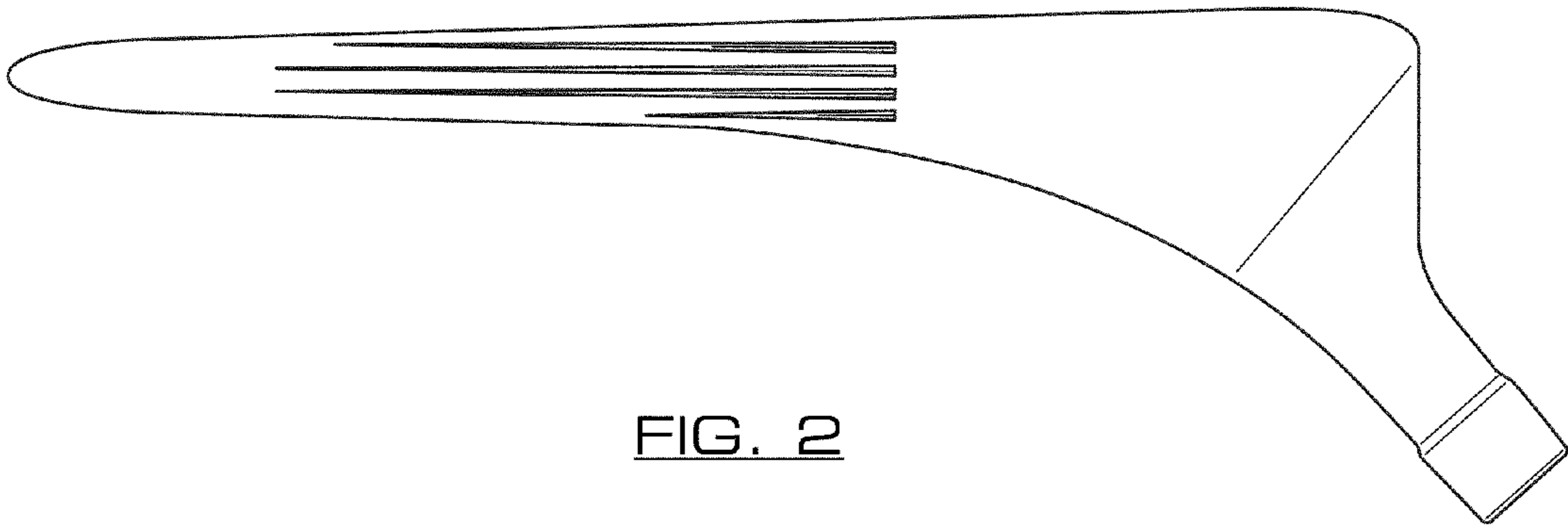


FIG. 2




FIG. 3

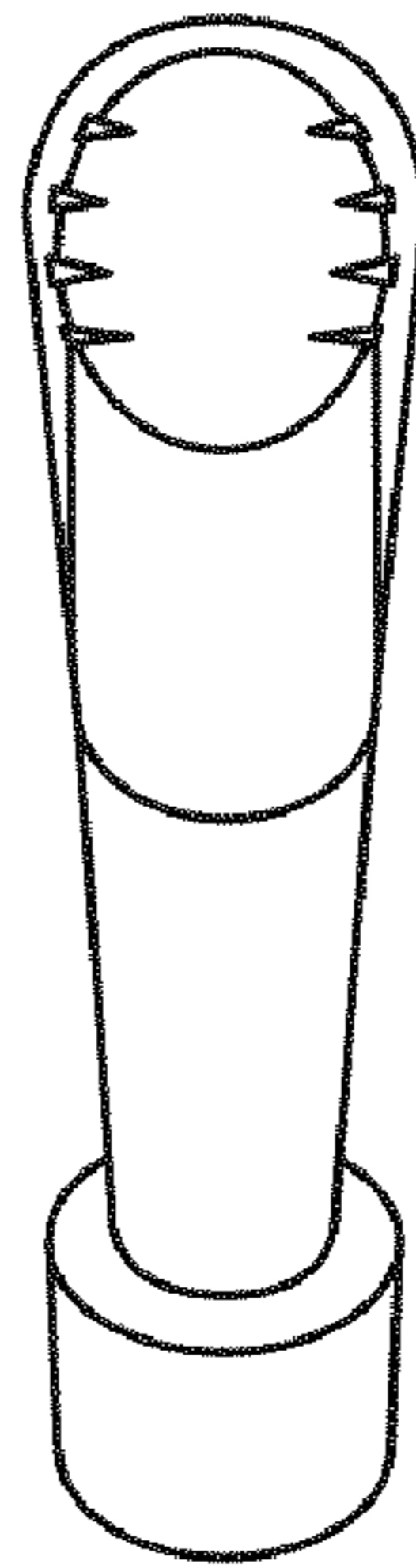


FIG. 4

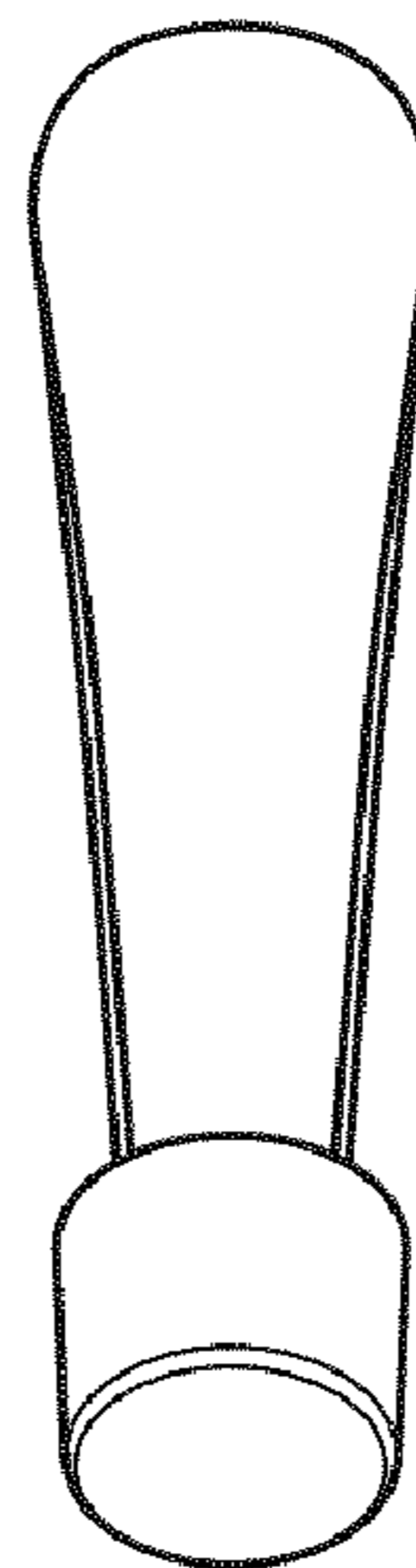


FIG. 5