



US00D615203S

(12) **United States Design Patent**  
**Hirsch et al.**

(10) **Patent No.:** **US D615,203 S**  
(45) **Date of Patent:** **\*\* May 4, 2010**

(54) **INTRAORAL DEVICE**

(75) Inventors: **James A. Hirsch**, Santa Barbara, CA  
(US); **Thomas R. Hirsch**, Malibu, CA  
(US)

(73) Assignee: **Innerlite, Inc.**, Santa Barbara, CA (US)

(\*\*) Term: **14 Years**

(21) Appl. No.: **29/339,379**

(22) Filed: **Jun. 29, 2009**

4,992,046	A *	2/1991	Sharp .....	433/93
5,152,686	A *	10/1992	Duggan et al. ....	433/93
5,890,899	A *	4/1999	Sclafani .....	433/140
6,193,513	B1 *	2/2001	Pancallo .....	433/93
6,213,772	B1 *	4/2001	Costello .....	433/93
6,267,591	B1 *	7/2001	Barstow .....	433/93
6,716,029	B2 *	4/2004	Fischer et al. ....	433/140
D491,663	S *	6/2004	Bat-Genstein .....	D24/176
6,743,017	B2 *	6/2004	O'Neill .....	433/140
D495,799	S *	9/2004	Hirsch et al. ....	D24/152
6,908,308	B2 *	6/2005	Hirsch et al. ....	433/93
7,077,652	B2 *	7/2006	Kilcher et al. ....	433/140
D556,327	S *	11/2007	Albelda .....	D24/176

\* cited by examiner

**Related U.S. Application Data**

(63) Continuation of application No. 11/926,379, filed on Oct. 29, 2007, which is a continuation of application No. 11/295,969, filed on Dec. 7, 2005, now Pat. No. 7,293,990, which is a continuation of application No. 10/375,230, filed on Feb. 27, 2003, now Pat. No. 6,974,321, which is a continuation-in-part of application No. 10/006,732, filed on Nov. 15, 2001, now Pat. No. 6,575,746, which is a continuation of application No. 09/777,491, filed on Feb. 5, 2001, now Pat. No. 6,338,627, which is a continuation of application No. 09/490,923, filed on Jan. 25, 2000, now abandoned, which is a continuation of application No. 09/193,916, filed on Nov. 17, 1998, now Pat. No. 6,022,214.

(51) **LOC (9) Cl.** ..... **24-02**

(52) **U.S. Cl.** ..... **D24/152**

(58) **Field of Classification Search** ..... D24/152,  
D24/156, 176, 180, 181; 433/93, 140

See application file for complete search history.

(56) **References Cited**

**U.S. PATENT DOCUMENTS**

2,937,445	A	5/1960	Erickson	
3,090,122	A	5/1963	Erickson	
D210,583	S *	3/1968	Westlund et al. ....	D24/181
D303,834	S *	10/1989	Collins, Jr. ....	D24/180

*Primary Examiner*—Charles A Rademaker

(74) *Attorney, Agent, or Firm*—Stephen C. Beuerle; Procopio Cory Hargreaves & Savitch LLP

(57) **CLAIM**

The ornamental design for an intraoral device, as shown and described.

**DESCRIPTION**

FIG. 1 is a top plan view of the intraoral device;

FIG. 2 is a left side elevational view thereof;

FIG. 3 is a rear elevational view thereof;

FIG. 4 is a front elevational view thereof;

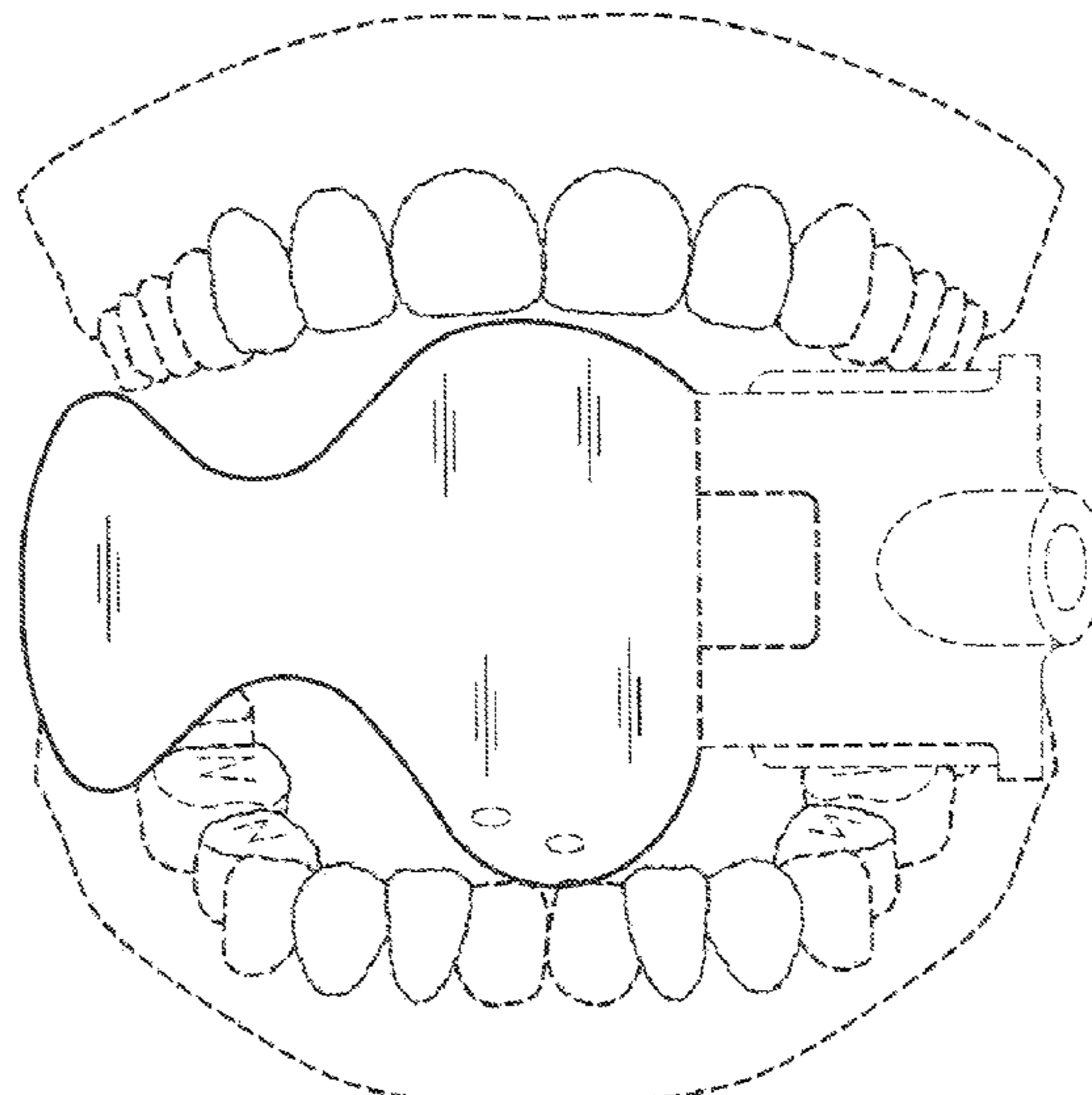
FIG. 5 is a right side elevational view thereof;

FIG. 6 is a bottom plan view thereof; and,

FIG. 7 is a top elevational view thereof.

The mouth in FIG. 1 and the bite block in FIGS. 1–7 form no part of the claimed design. The dark scale broken lines shown in the figure drawings illustrate boundaries of the design and, as broken lines, form no part of the claimed design. The light scale broken lines represent structural environment and form no part of the claimed design.

**1 Claim, 3 Drawing Sheets**



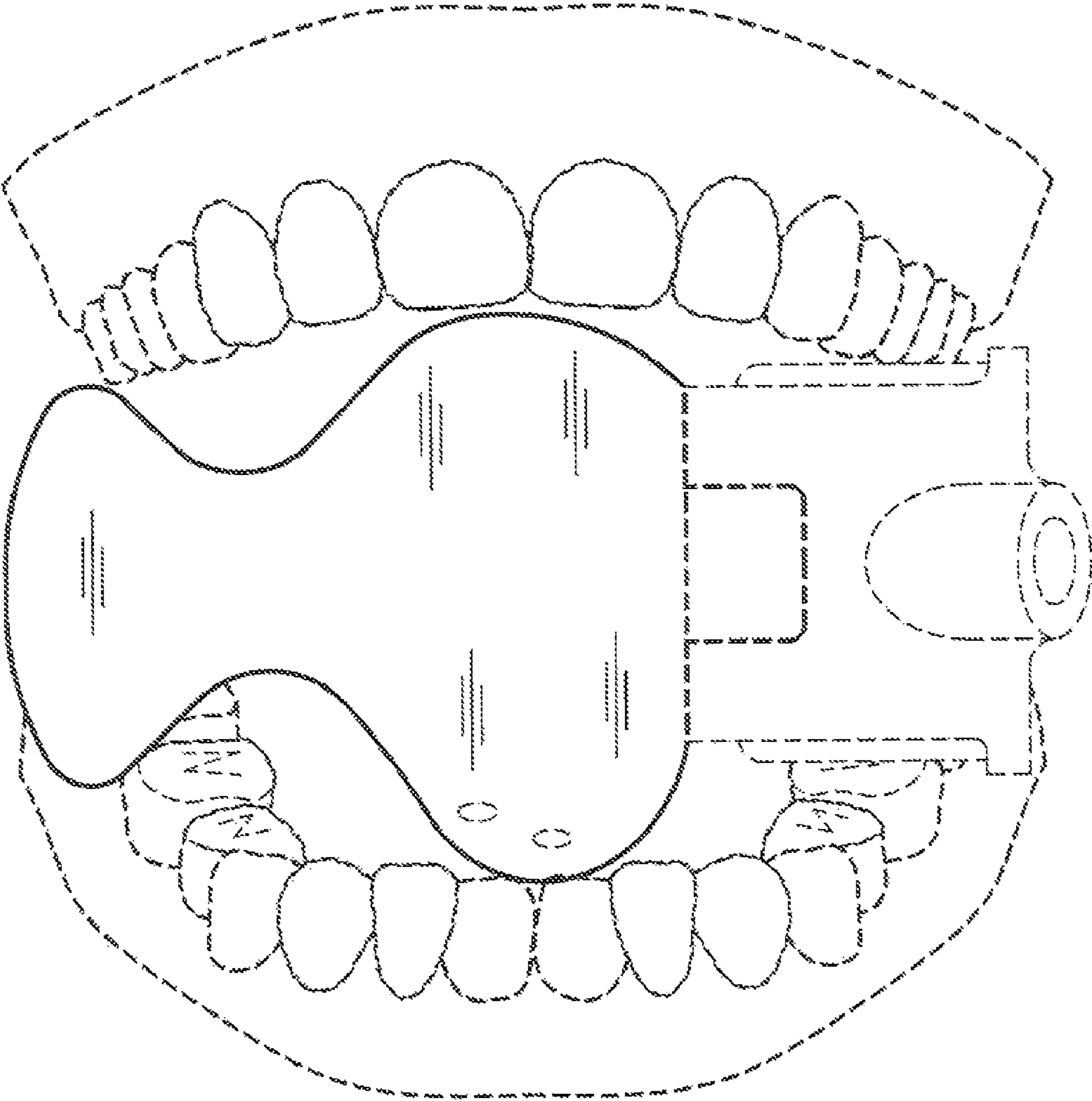


FIG. 1

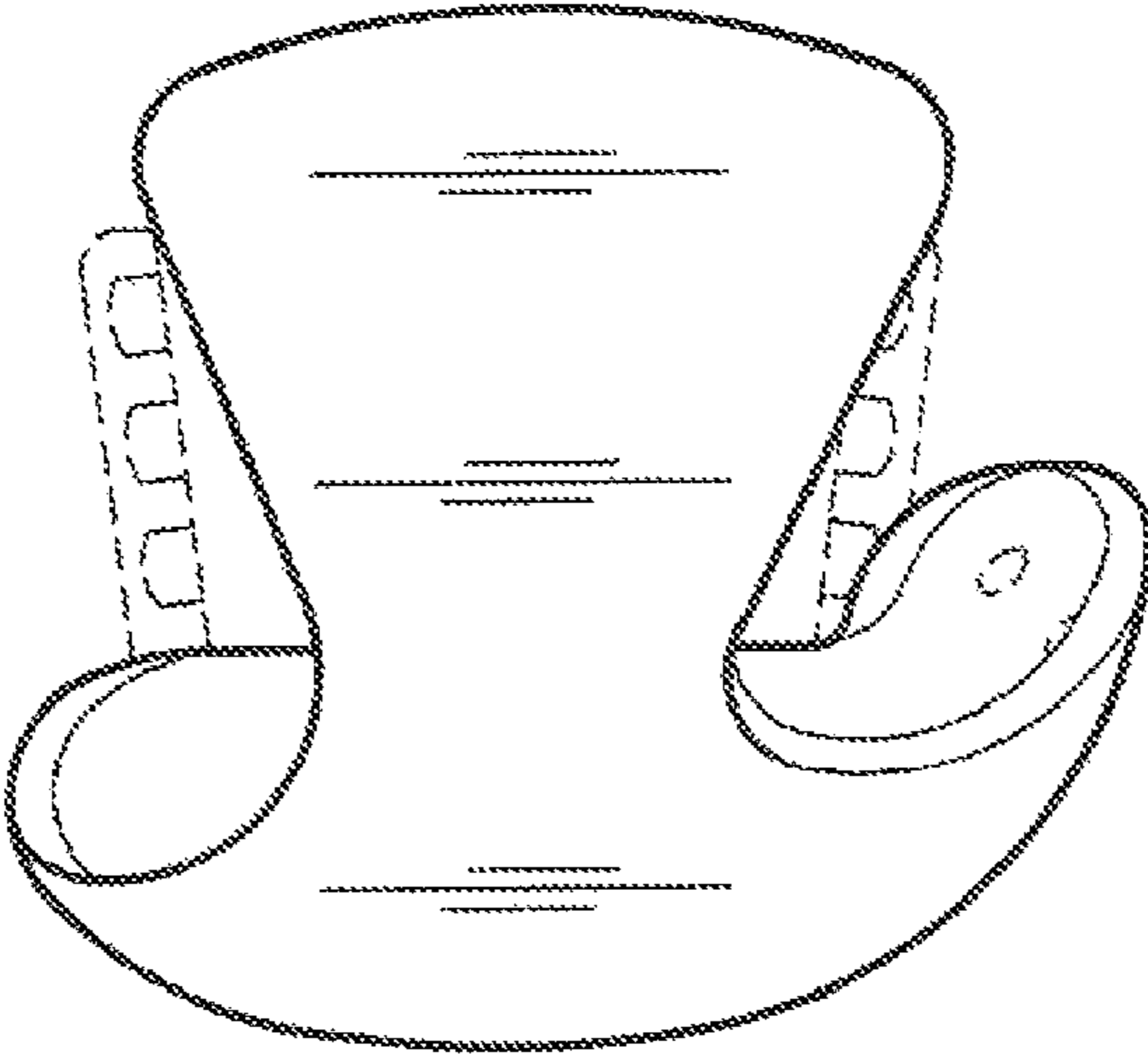


FIG. 2

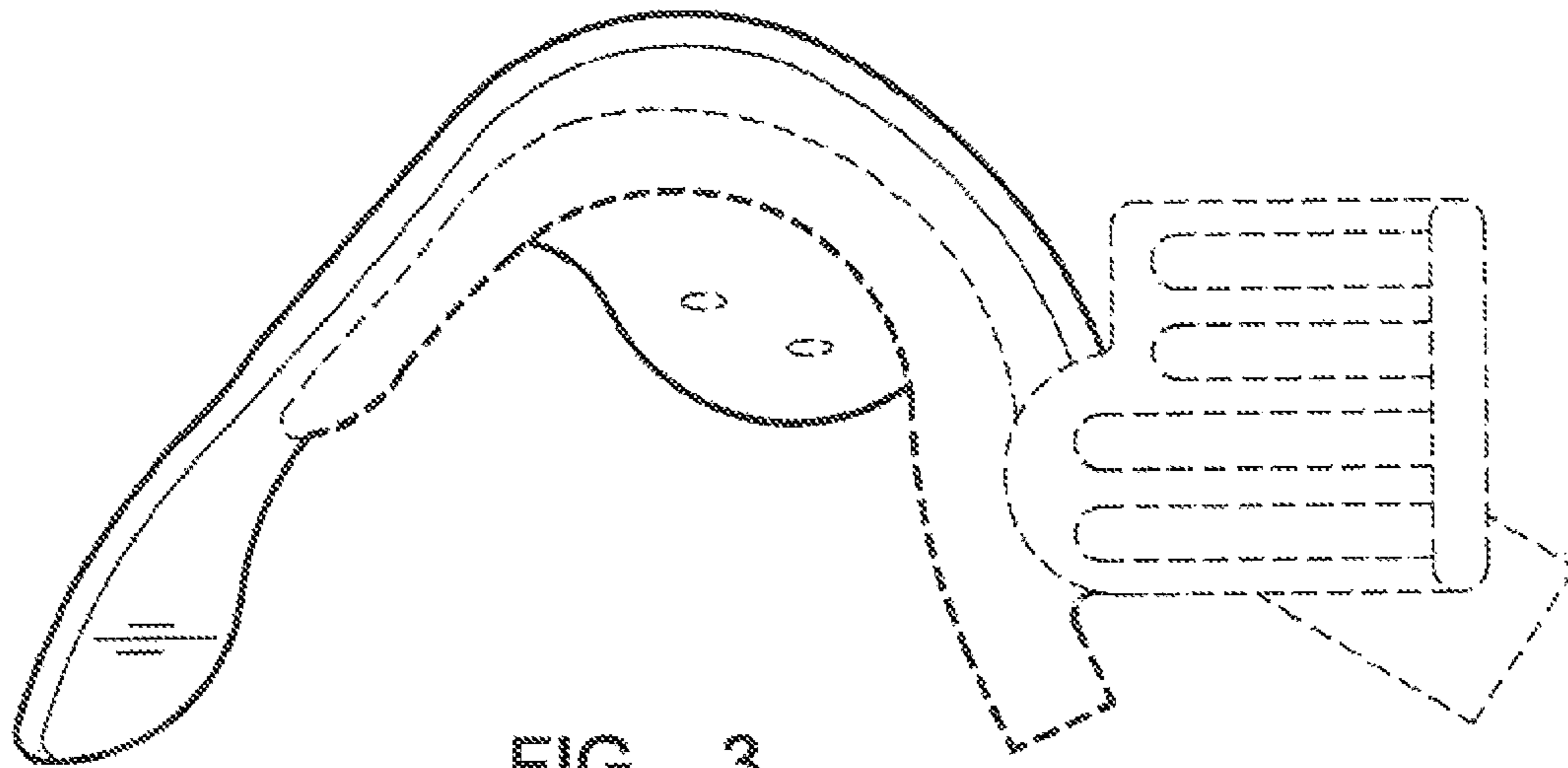


FIG. 3

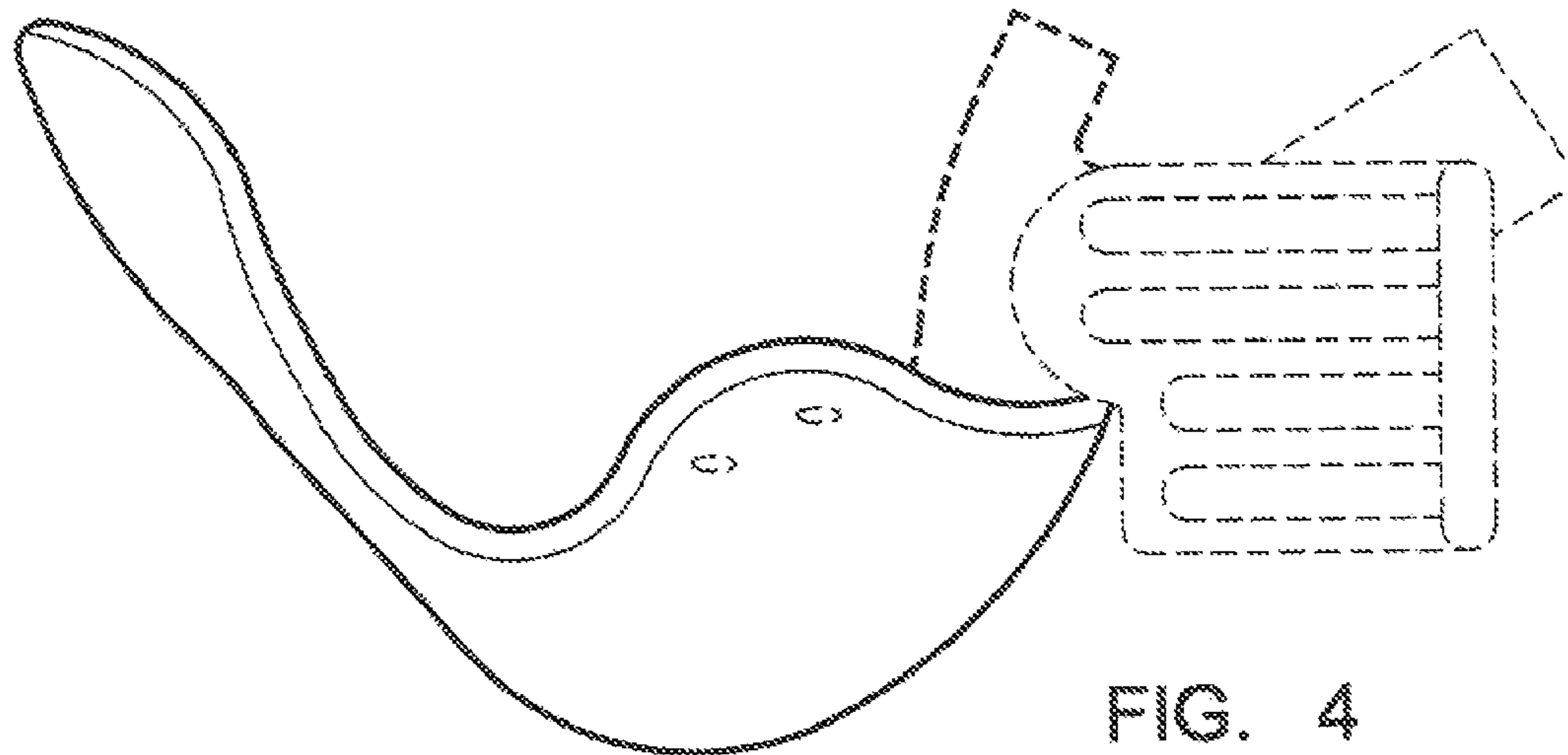


FIG. 4

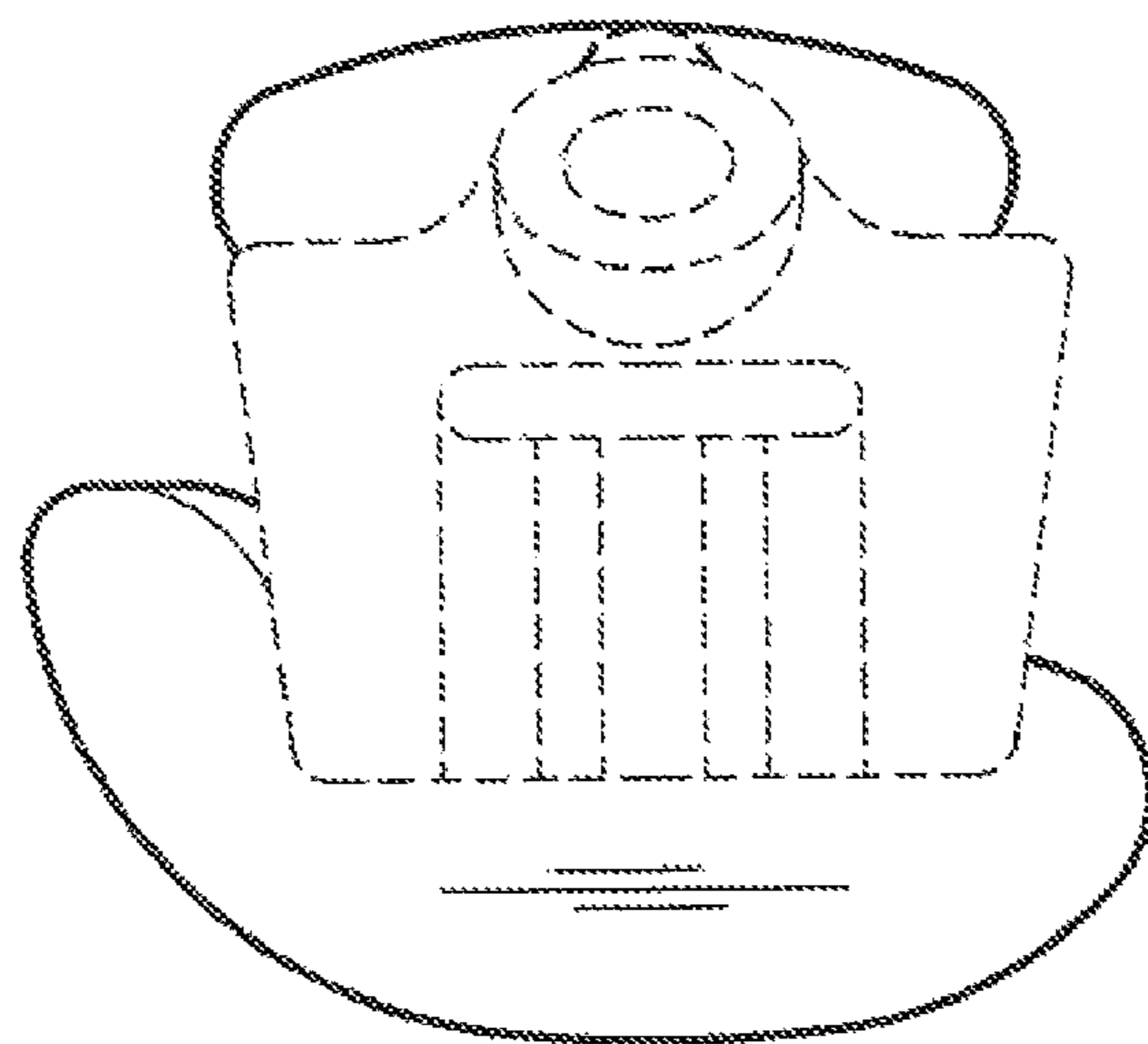


FIG. 5

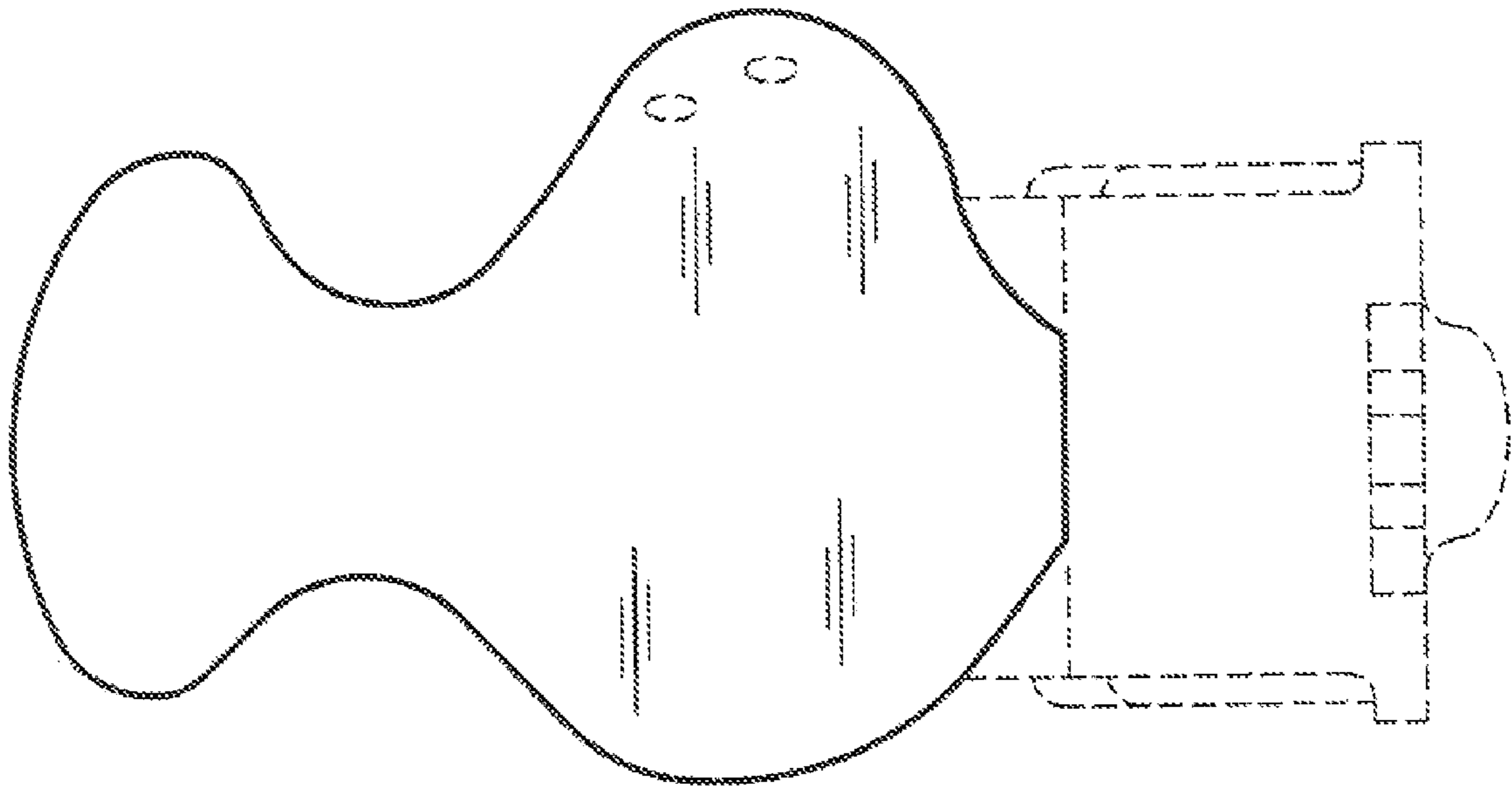


FIG. 6

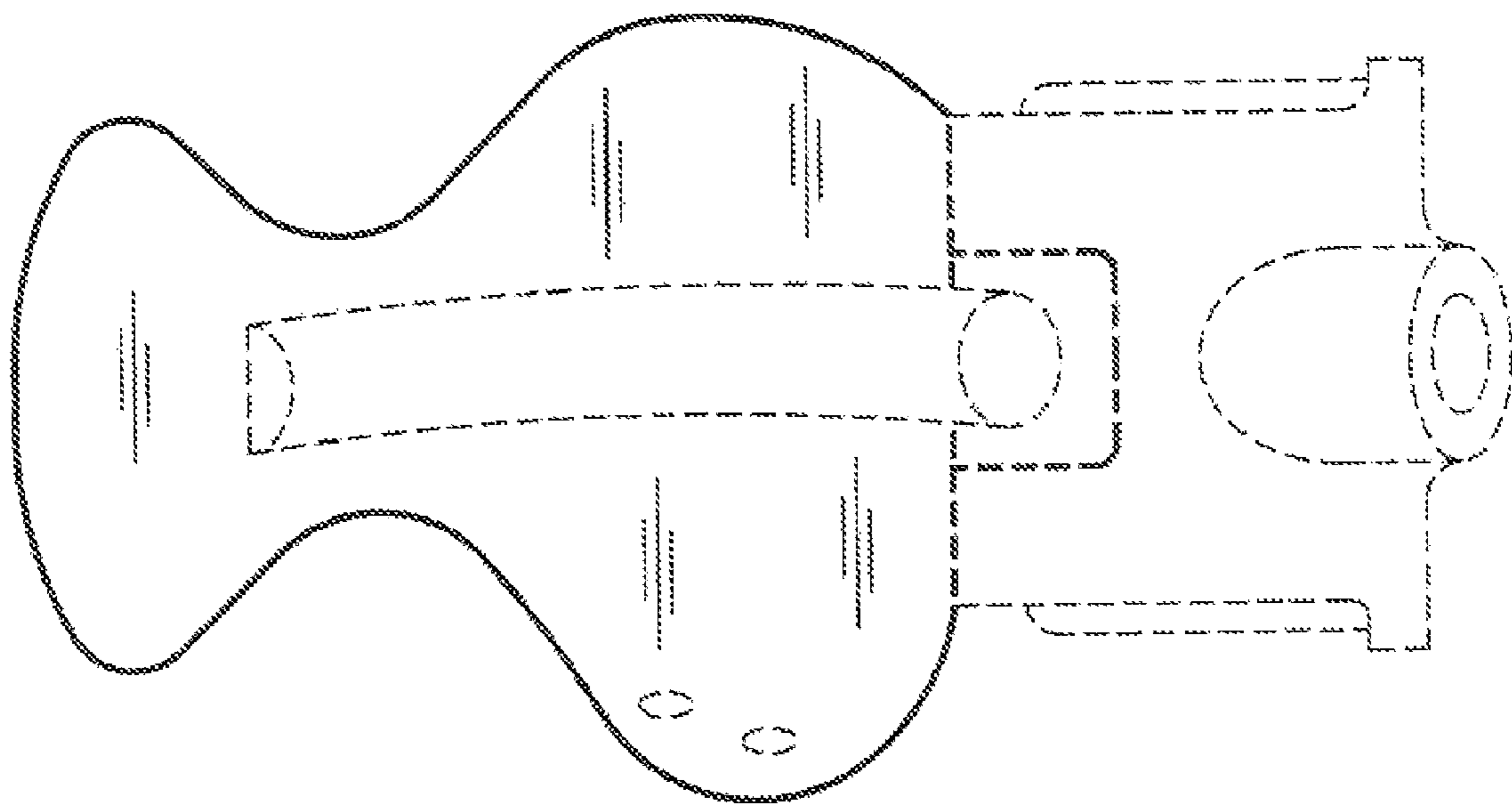


FIG. 7