



US00D615193S

(12) **United States Design Patent**
Utz

(10) **Patent No.:** **US D615,193 S**
(45) **Date of Patent:** **** May 4, 2010**

(54) **BEDPAN**

6,651,267 B1 11/2003 Utz

(76) Inventor: **Helmut Utz**, Kornstrasse 30, 88370
Ebenweiler (DE)

(Continued)

(**) Term: **14 Years**

FOREIGN PATENT DOCUMENTS

(21) Appl. No.: **29/318,012**

EP 0 494 488 A1 7/1992

(22) Filed: **May 12, 2008**

(30) **Foreign Application Priority Data**

(Continued)

Nov. 13, 2007 (EM) 000834981

Primary Examiner—T. Chase Nelson
Assistant Examiner—David G Muller

(51) **LOC (9) Cl.** **24-04**

(74) *Attorney, Agent, or Firm*—Muncy, Geissler, Olds &
Lowe, PLLC

(52) **U.S. Cl.** **D24/123**

(58) **Field of Classification Search** D24/123,
D24/122, 121, 117, 205; D23/276, 295,
D23/302; 4/450–458, DIG. 5, 144.1; 600/574;
D27/125

(57) **CLAIM**

See application file for complete search history.

The ornamental design of a bedpan, as shown and described.

(56) **References Cited**

DESCRIPTION

U.S. PATENT DOCUMENTS

- 1,623,602 A 4/1927 Smith
- 3,851,340 A * 12/1974 Keusch D24/205
- 3,942,196 A * 3/1976 Mills 4/457
- 3,992,729 A * 11/1976 Mills 4/450
- D246,382 S 11/1977 Parker, III
- 4,233,691 A 11/1980 Jirard
- D270,018 S 8/1983 Knight
- D295,221 S * 4/1988 Solomon D24/123
- 4,791,686 A 12/1988 Taniguchi
- D304,496 S * 11/1989 Thomas D24/122
- 5,079,788 A * 1/1992 Raupp 4/450
- D353,000 S * 11/1994 Bradley, Jr. D24/123
- 5,375,270 A 12/1994 Demers, Jr.
- 5,681,297 A 10/1997 Hashimoto
- D423,097 S * 4/2000 Hedin D24/122
- D466,210 S * 11/2002 Levinson D24/122
- 6,532,604 B2 3/2003 Moser

FIG. 1 is perspective view of a bedpan according to a first embodiment of the present invention.

FIG. 2 is a side elevational view of the bedpan of FIG. 1, the opposite side being a mirror image thereof.

FIG. 3 is a front elevational view of the bedpan of FIG. 1.

FIG. 4 is a rear elevational view of the bedpan of FIG. 1.

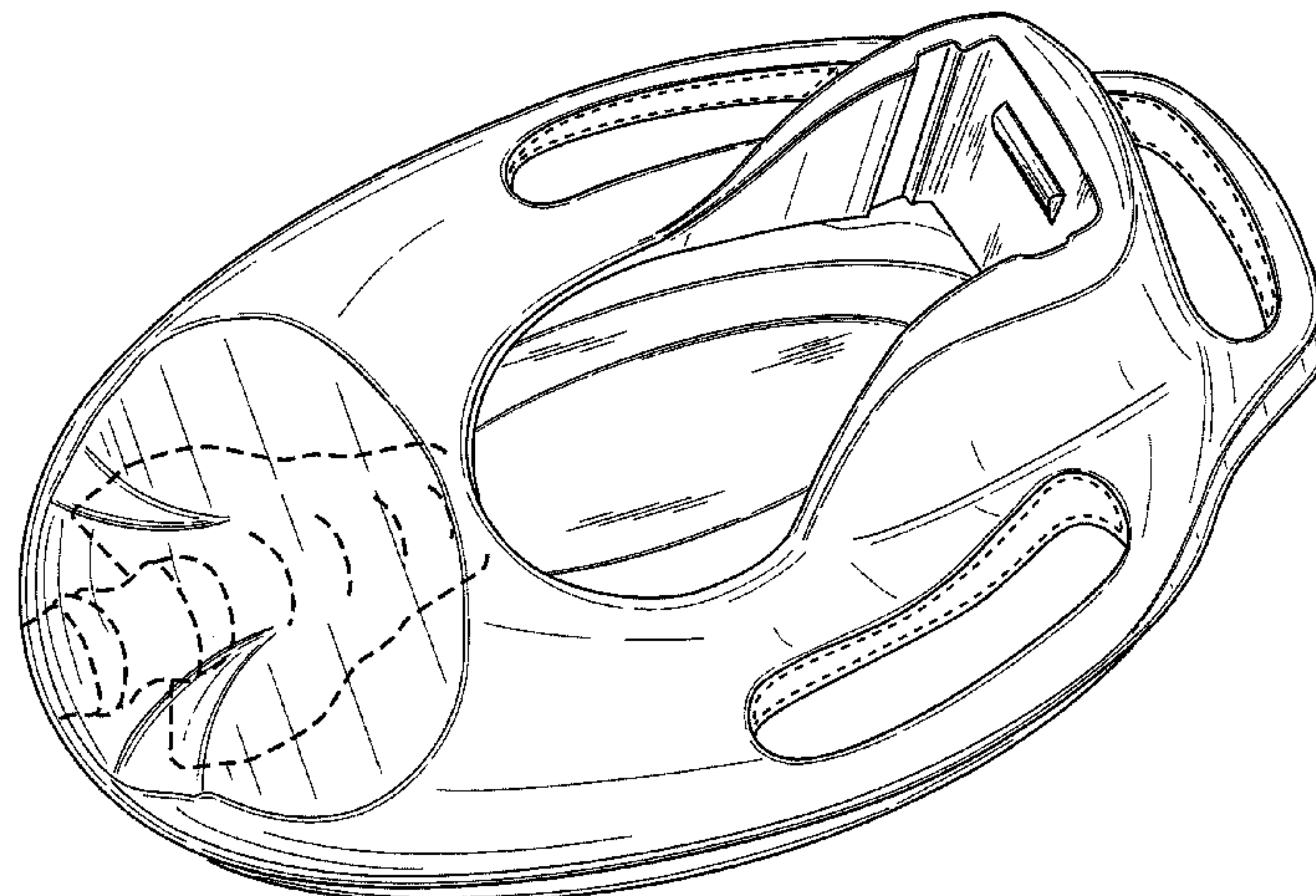
FIG. 5 is a bottom plan view of the bedpan of FIG. 1.

FIG. 6 is a top plan view of the bedpan of FIG. 1; and,

FIG. 7 is a top plan view of the bedpan according to a second embodiment of the present invention.

The heavier, darker dashed lines depicting a surface feature on the top front of the bedpan in FIGS. 1, 3 and 6 are part of the claimed design. All remaining broken lines are included for the purpose of illustrating use and environment and form no part of the claimed design.

1 Claim, 6 Drawing Sheets



US D615,193 S

Page 2

U.S. PATENT DOCUMENTS

D495,415 S * 8/2004 Theodore D24/123
6,973,680 B2 12/2005 Host
D533,938 S * 12/2006 Brazee D24/123
D571,460 S 6/2008 Korjack
2006/0253968 A1* 11/2006 Mosler et al. 4/450

2008/0052810 A1* 3/2008 Zeeb et al. 4/144.1

FOREIGN PATENT DOCUMENTS

EP 0 689 790 A1 1/1996
FR 2 653 652 5/1991
GB 238662 8/1925

* cited by examiner

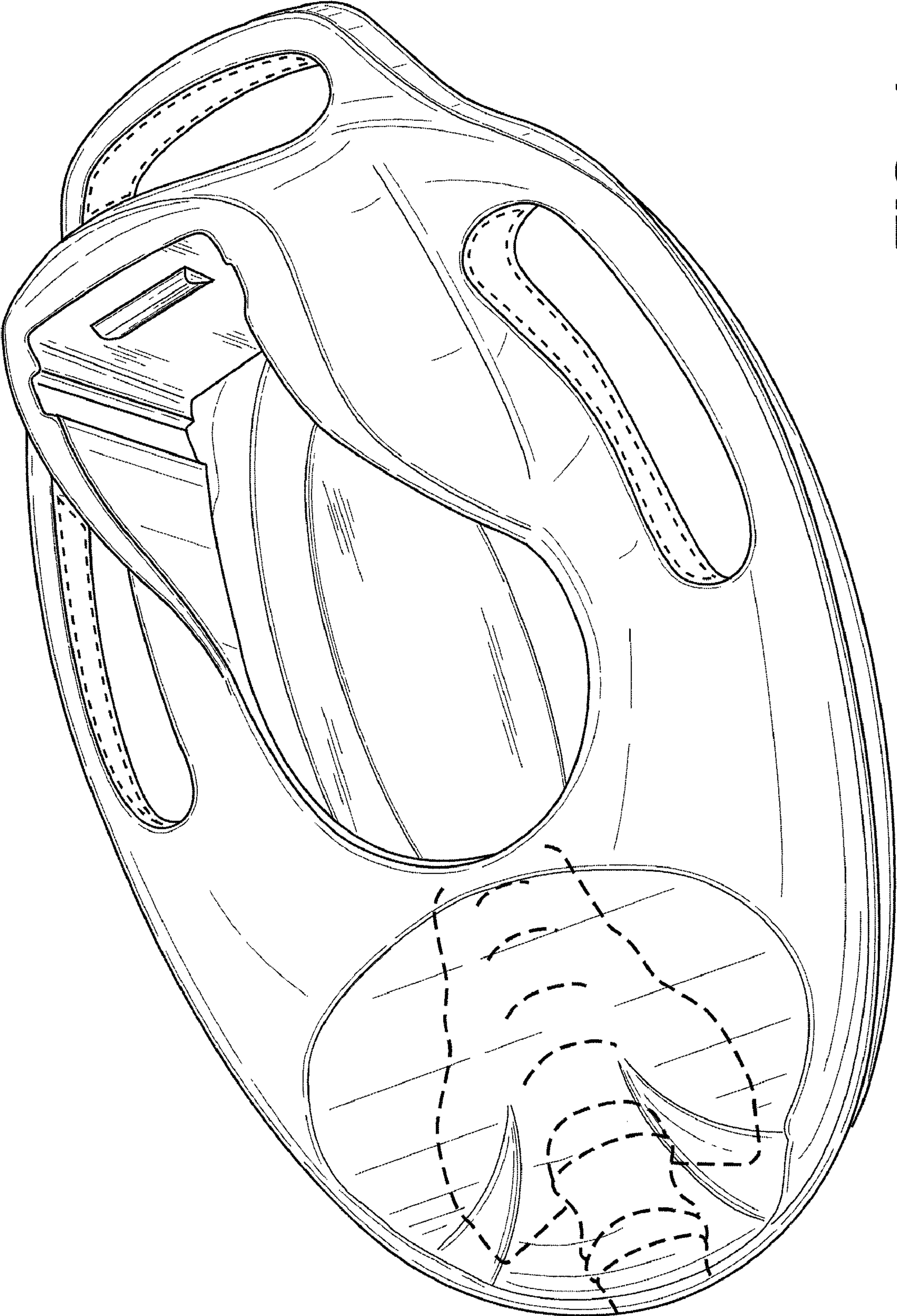


FIG. 1

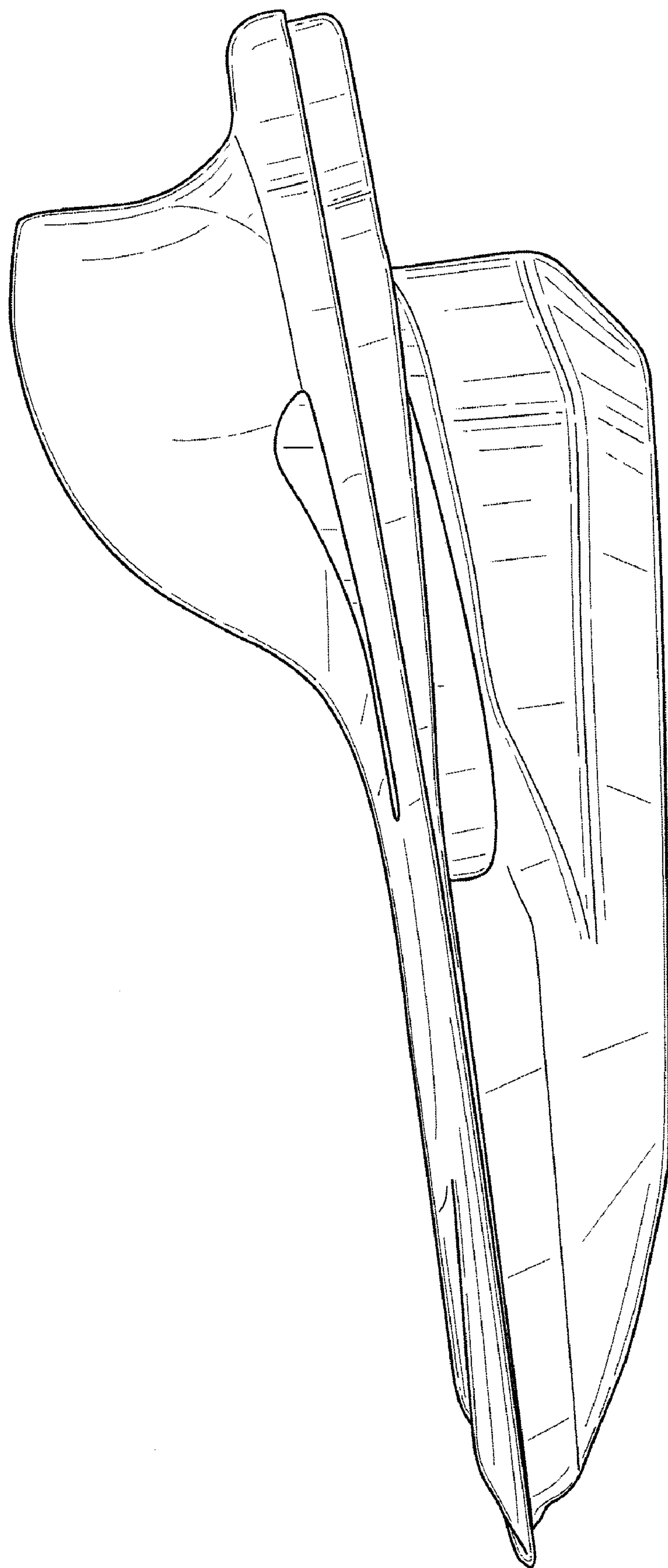


FIG. 2

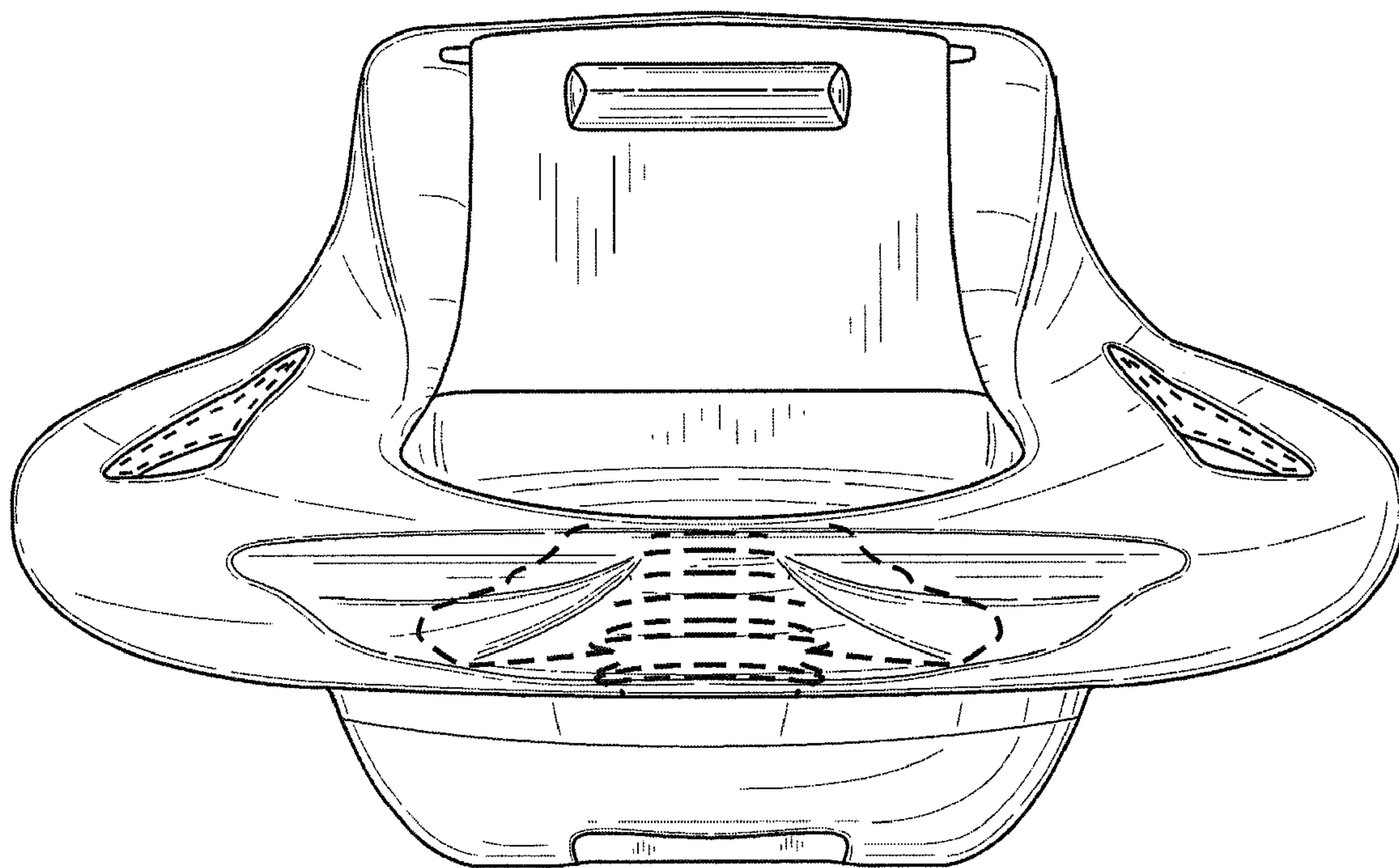


FIG. 3

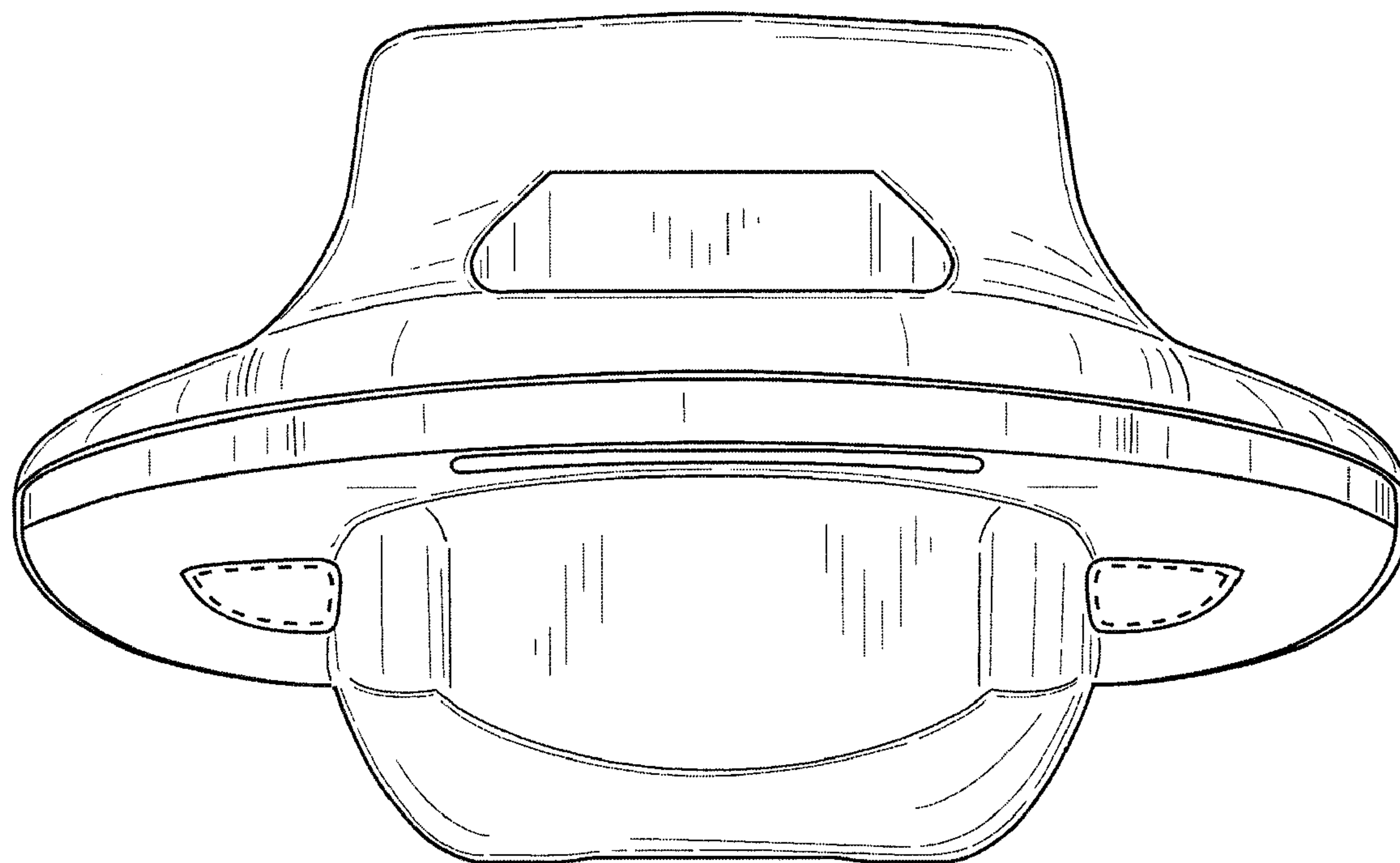


FIG. 4

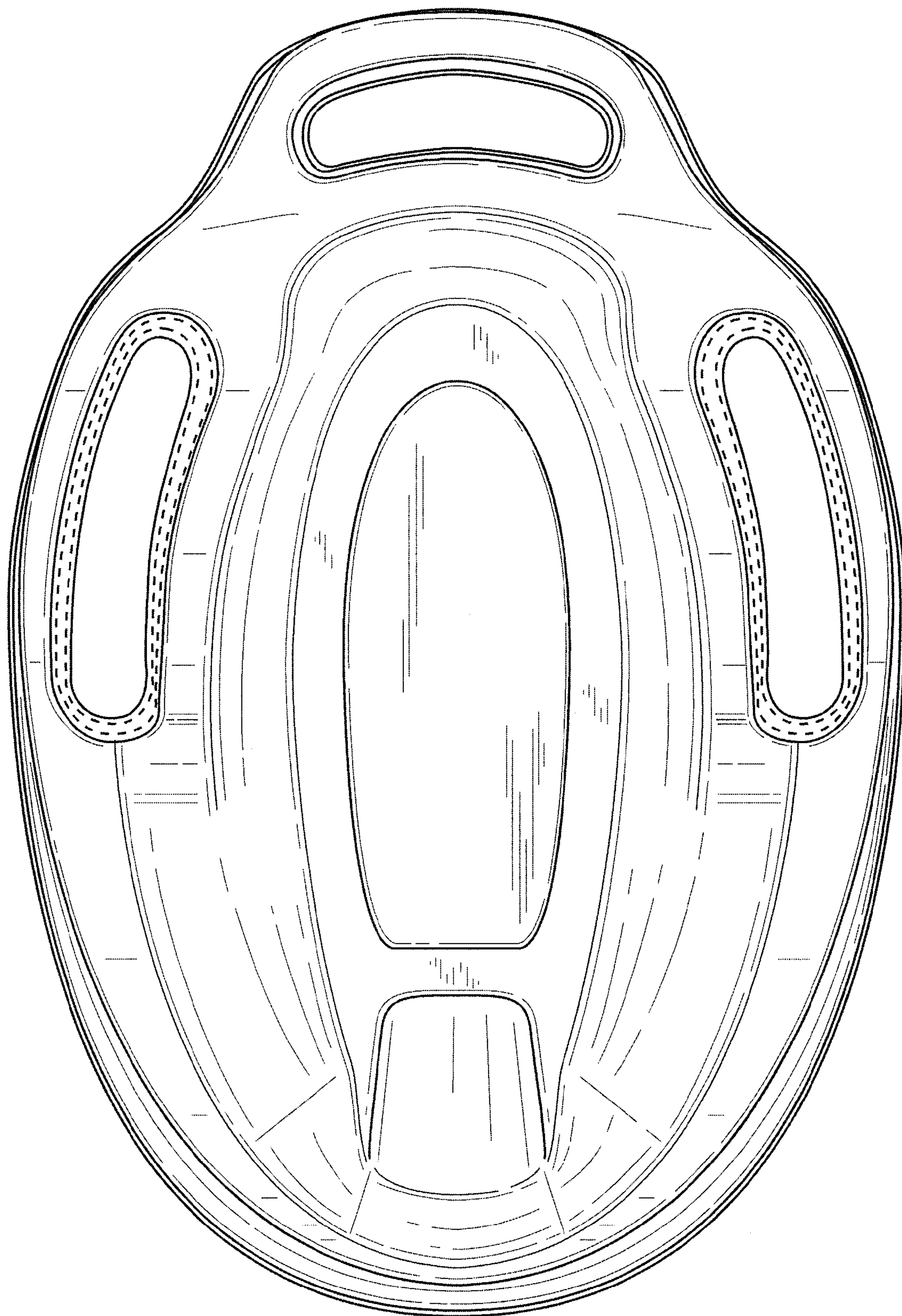


FIG. 5

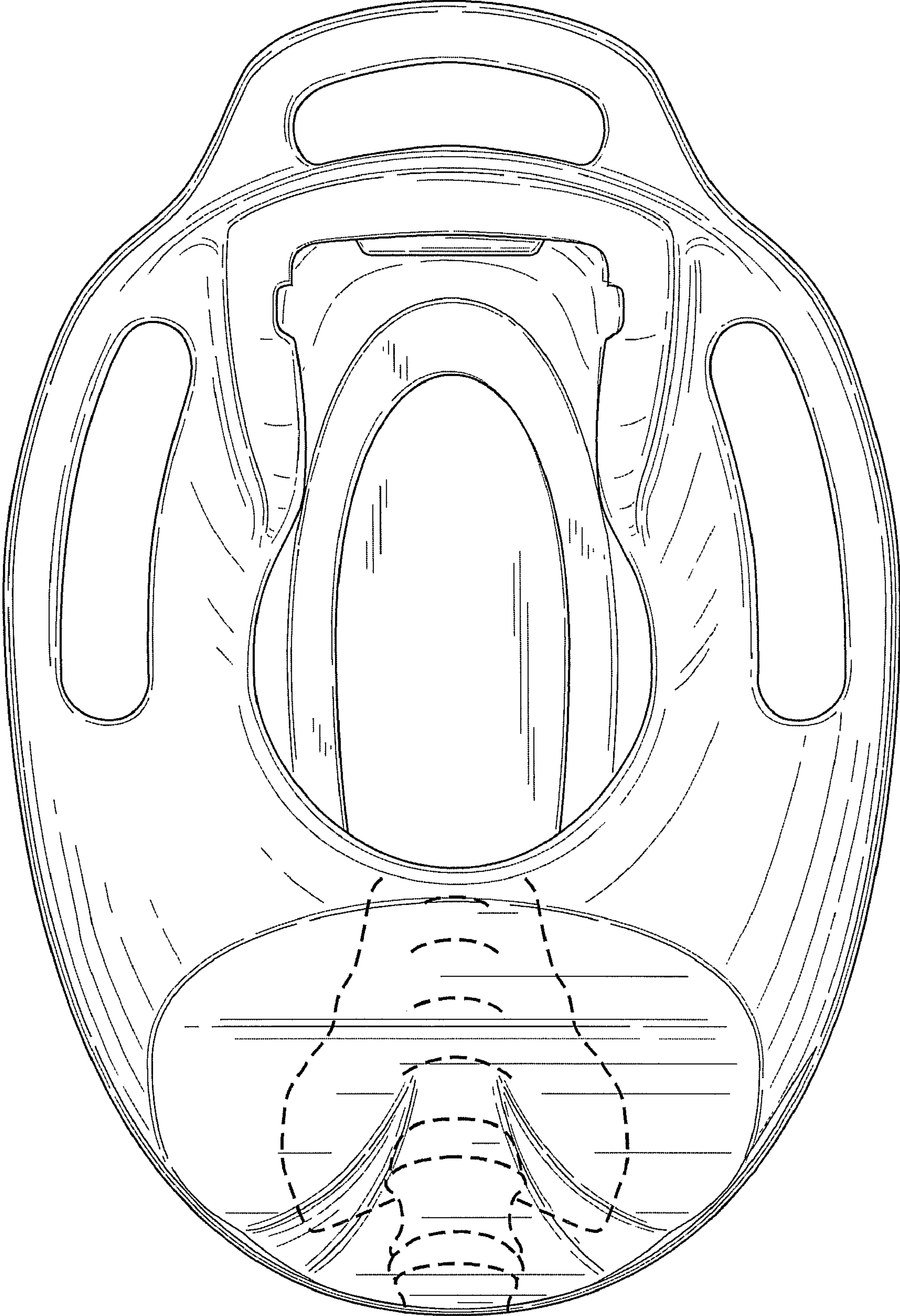


FIG. 6

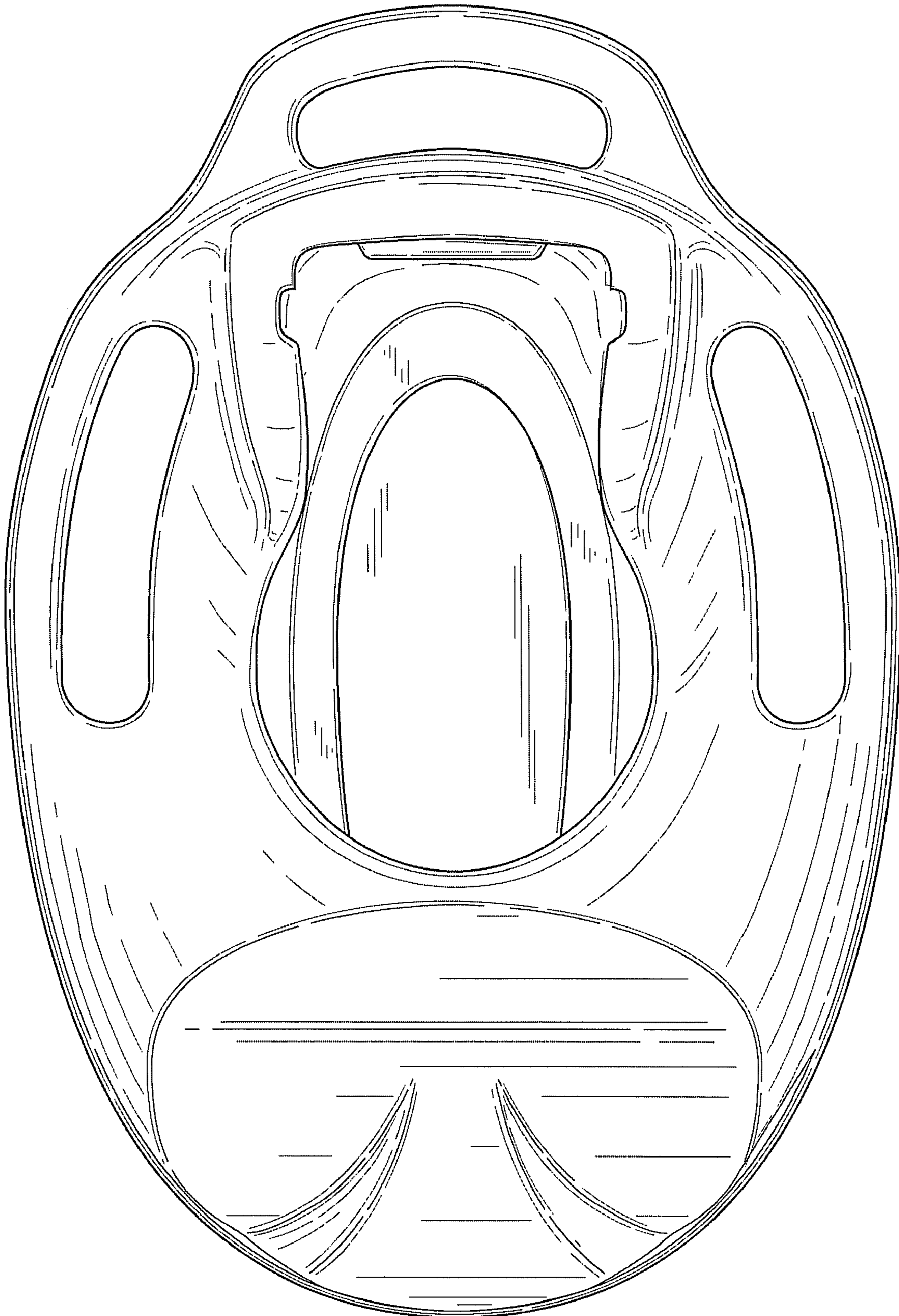


FIG. 7