



US00D615181S

(12) **United States Design Patent**  
**Lee et al.**

(10) **Patent No.:** **US D615,181 S**  
(45) **Date of Patent:** **\*\* May 4, 2010**

(54) **FAN**  
(75) Inventors: **Chien Chin Lee**, Tainan County (TW);  
**Minoru Nagira**, Tokyo (JP)  
(73) Assignee: **Tsann Kuen (Zhangzhou) Enterprise**  
**Co., Ltd.**, Fujian (CN)  
(\*\*) Term: **14 Years**  
(21) Appl. No.: **29/342,324**  
(22) Filed: **Aug. 21, 2009**  
(30) **Foreign Application Priority Data**  
Feb. 23, 2009 (CN) ..... 2009 3 0171218  
(51) **LOC (9) Cl.** ..... **23-04**  
(52) **U.S. Cl.** ..... **D23/377**  
(58) **Field of Classification Search** ..... D23/377,  
D23/379, 385, 411, 413; 416/5; D26/59,  
D26/72, 81-88  
See application file for complete search history.


(56) **References Cited**  
U.S. PATENT DOCUMENTS  
D510,620 S \* 10/2005 Young ..... D23/377

D515,686 S \* 2/2006 Young ..... D23/377  
D598,090 S \* 8/2009 Pittman et al. .... D23/377  
\* cited by examiner  
*Primary Examiner*—Lisa P Lichtenstein  
(74) *Attorney, Agent, or Firm*—Lathrop & Gage LLP

(57) **CLAIM**  
We claim the ornamental design for a fan, as shown and described.

**DESCRIPTION**  
FIG. 1 is a perspective view of a fan, according to the present invention;  
FIG. 2 is a right side view of the fan;  
FIG. 3 is a back view of the fan;  
FIG. 4 is a top view of the fan;  
FIG. 5 is a front view of the fan;  
FIG. 6 is a bottom view of the fan; and,  
FIG. 7 is a left view of the fan.  
The broken line showing of the fan blades and housing is included for the purpose of illustrating environmental structure and forms no part of the claimed design.

**1 Claim, 7 Drawing Sheets**






FIG.1




FIG.2




FIG.3




FIG.4




FIG.5




FIG.6



FIG. 7