



US00D615161S

(12) **United States Design Patent**  
**Gerson et al.**

(10) **Patent No.:** **US D615,161 S**  
(45) **Date of Patent:** **\*\* May 4, 2010**

(54) **RESERVOIR LINE**

(75) Inventors: **Ronald L. Gerson**, Carlisle, MA (US);  
**Robert A. Brunell**, Forestdale, MA  
(US); **Pierre LaPointe**, North  
Dartmouth, MA (US)

(73) Assignee: **Louis M. Gerson Co., Inc.**, Middleboro,  
MA (US)

(\*\*) Term: **14 Years**

(21) Appl. No.: **29/261,488**

(22) Filed: **Jun. 14, 2006**

(51) **LOC (9) Cl.** ..... **23-01**

(52) **U.S. Cl.** ..... **D23/249**

(58) **Field of Classification Search** ..... D23/251,  
D23/234, 259, 249, 202, 213, 225, 226; D2/183,  
D2/190; D24/99; D3/42; D7/79; D9/349,  
D9/350, 351, 352, 356, 378, 390, 434; 4/661;  
239/602, 375, 376; 220/352, 354; D32/54  
See application file for complete search history.

(56) **References Cited**

**U.S. PATENT DOCUMENTS**

D105,960	S	*	9/1937	Lieberman	.....	D23/249
3,401,842	A		9/1968	Morrison		
3,432,104	A		3/1969	Kaltenbach		
3,784,039	A	*	1/1974	Marco	.....	215/11.3
4,043,510	A		8/1977	Morris		
D283,832	S	*	5/1986	Weinstein et al.	.....	D23/213
4,657,151	A	*	4/1987	Cabernoch	.....	215/11.6
D290,990	S	*	7/1987	Izzi	.....	D23/249
D300,555	S	*	4/1989	Patterson	.....	D23/249
D309,858	S	*	8/1990	Meyersburg	.....	D23/225
D341,189	S	*	11/1993	Legassie et al.	.....	D23/249
5,797,520	A		8/1998	Donahue		

5,806,711	A	*	9/1998	Morano et al.	.....	221/33
5,816,501	A	*	10/1998	LoPresti et al.	.....	239/302
6,053,429	A	*	4/2000	Chang	.....	239/345
D431,279	S	*	9/2000	Spriegel	.....	D12/225
D460,825	S	*	7/2002	Renz	.....	D24/199
D462,268	S	*	9/2002	Schroeder et al.	.....	D9/435
6,752,179	B1		6/2004	Schwartz		
6,796,514	B1		9/2004	Schwartz		
6,820,824	B1		11/2004	Joseph et al.		
7,451,884	B2	*	11/2008	Kuehn et al.	.....	215/12.2
D582,512	S	*	12/2008	Fontaine	.....	D23/225
D586,059	S	*	2/2009	Bechtold, Jr.	.....	D32/54

\* cited by examiner

*Primary Examiner*—Ian Simmons

*Assistant Examiner*—Carissa C Fitts

(74) *Attorney, Agent, or Firm*—Occhiuti Rohlicek & Tsao  
LLP

(57) **CLAIM**

The ornamental design for a reservoir liner, as shown and described.

**DESCRIPTION**

FIG. 1 shows a perspective view of the top and side of an reservoir liner according to a preferred embodiment of the invention;

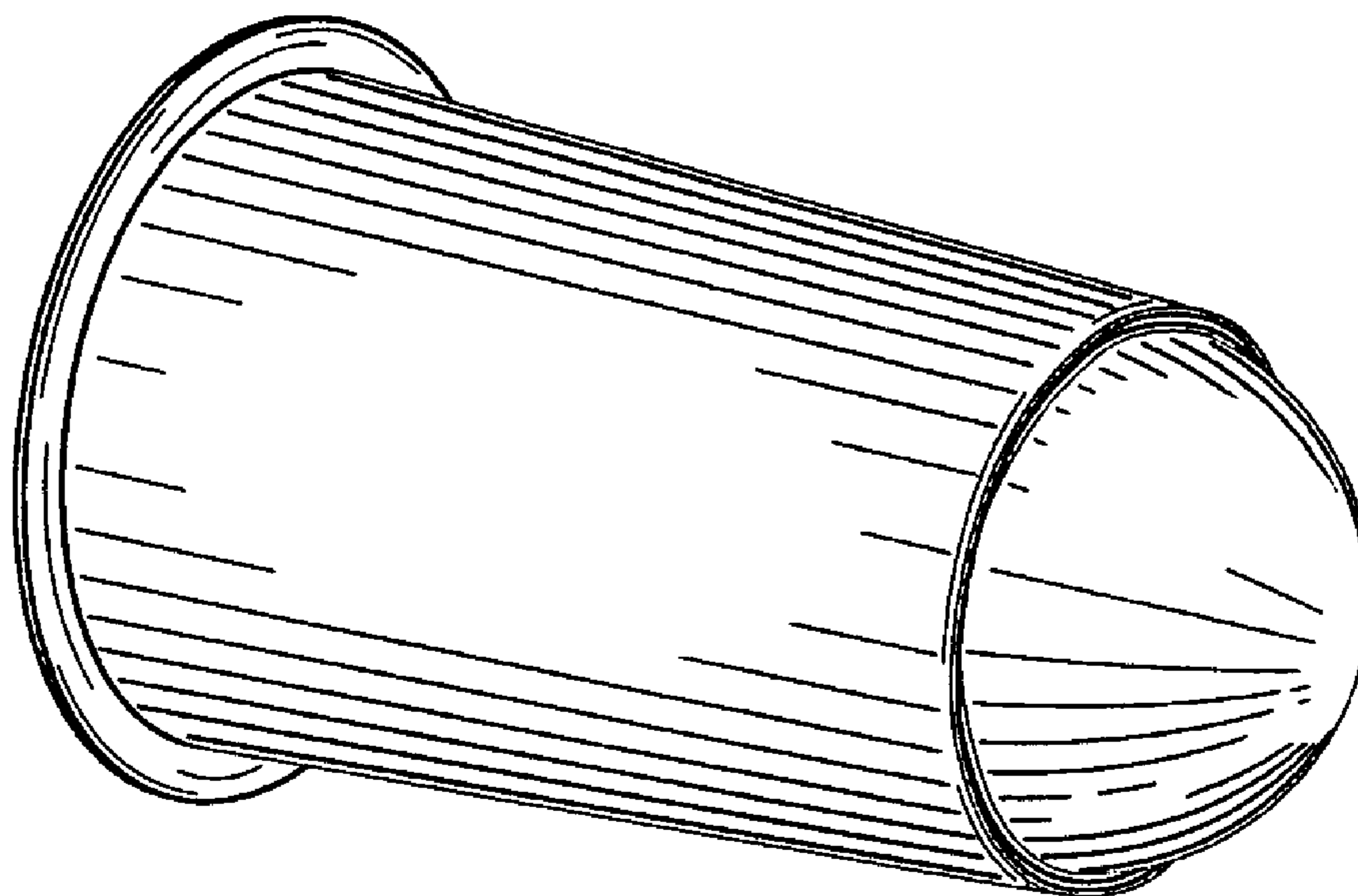
FIG. 2 shows a side plan view of the reservoir liner of FIG. 1; the other side view is similar;

FIG. 3 shows detail of a portion of the liner in FIG. 2 as identified by numeral 3;

FIG. 4 shows a plan view of the reservoir liner of FIG. 1 along the liner's longitudinal axis from the closed end; and,

FIG. 5 shows a plan view of the reservoir liner of FIG. 1 along the liner's longitudinal axis from the open end.

**1 Claim, 1 Drawing Sheet**



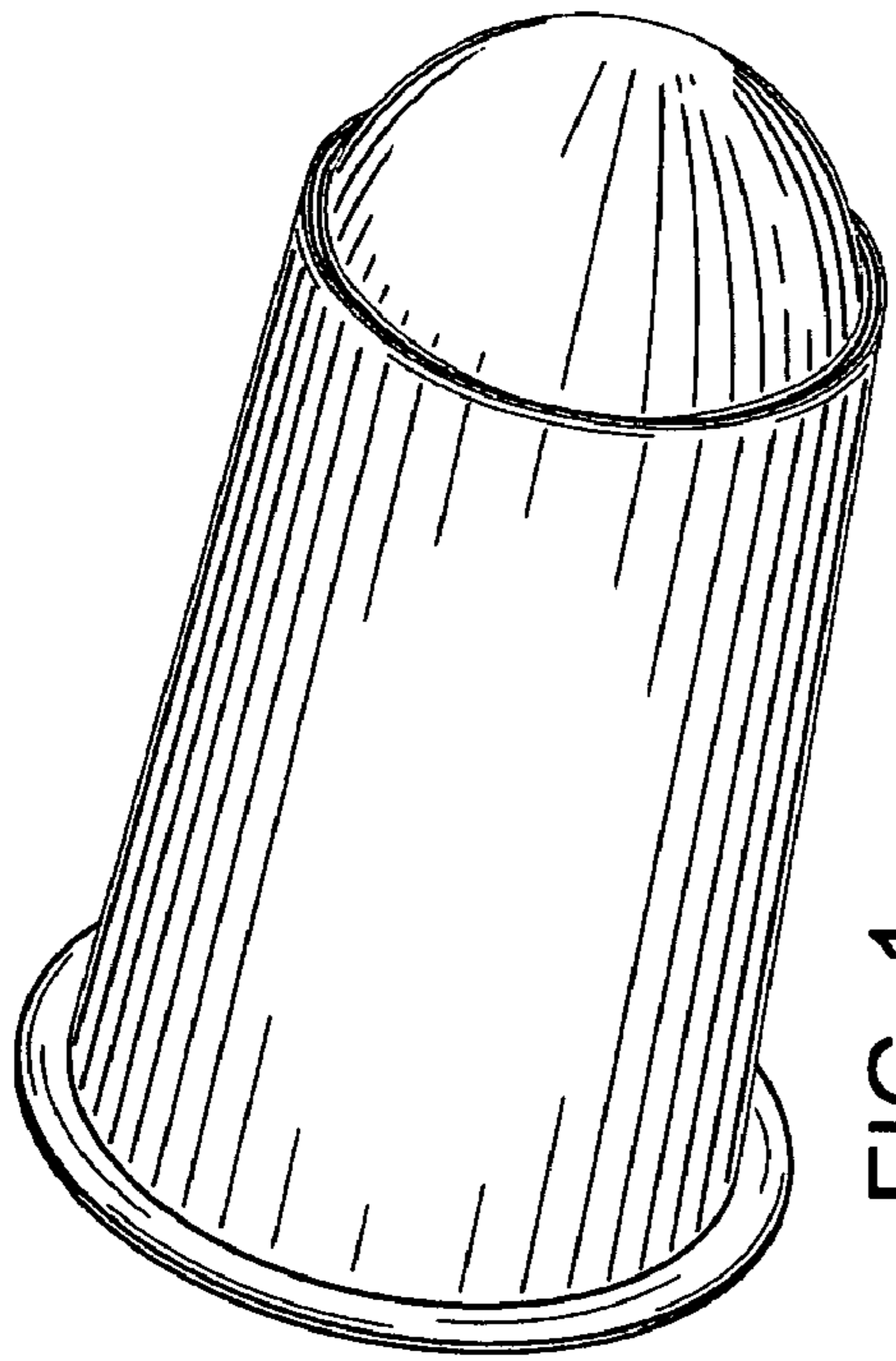


FIG. 1

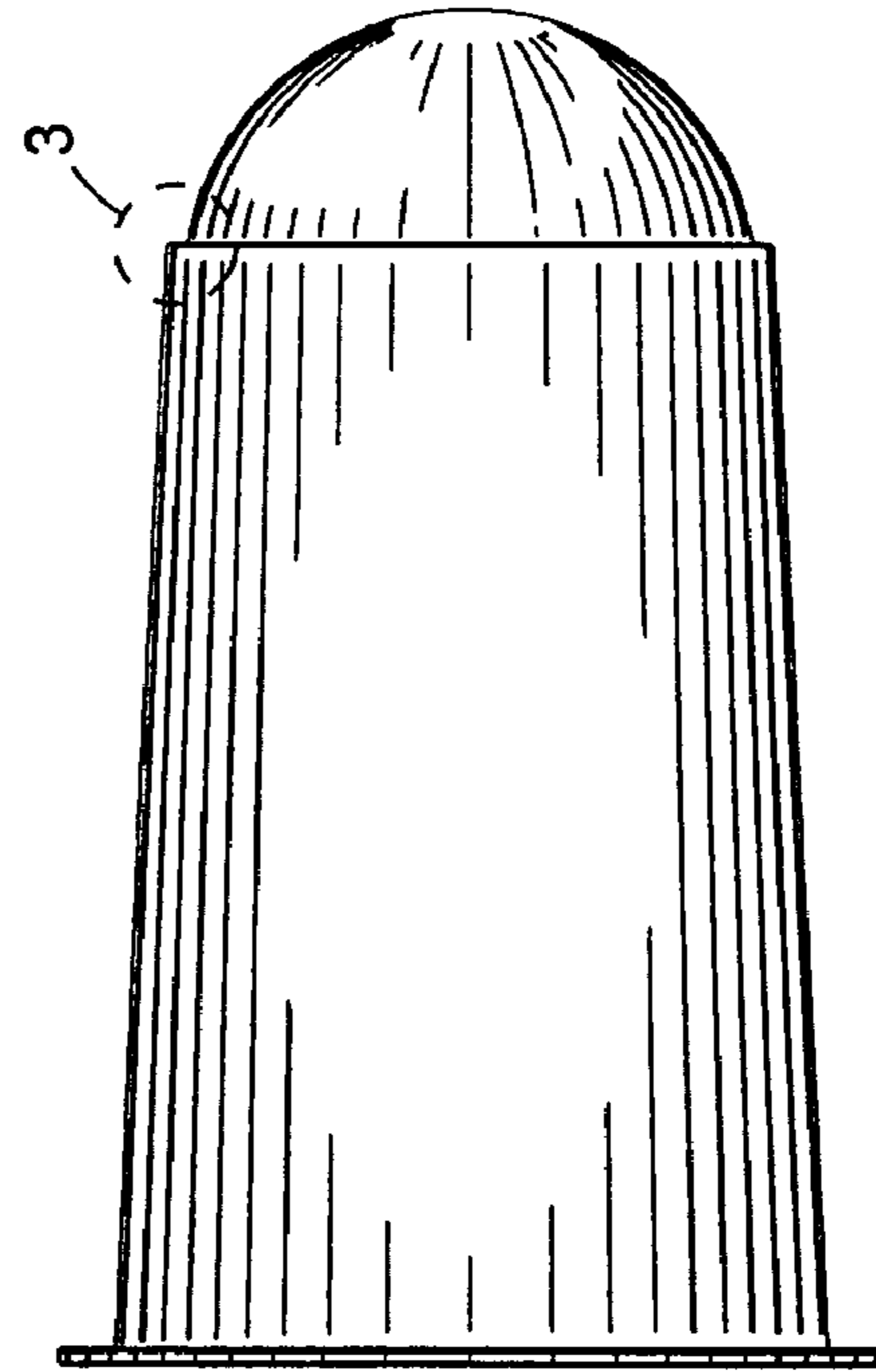


FIG. 2

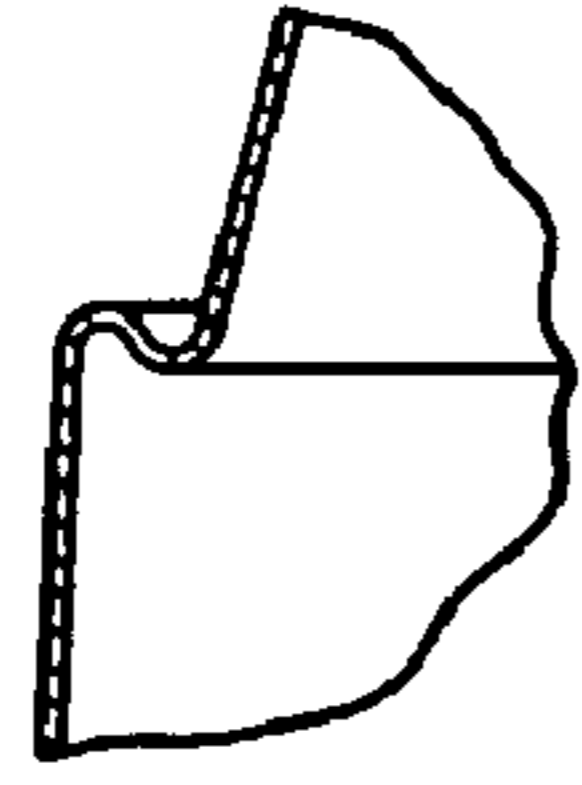


FIG. 3

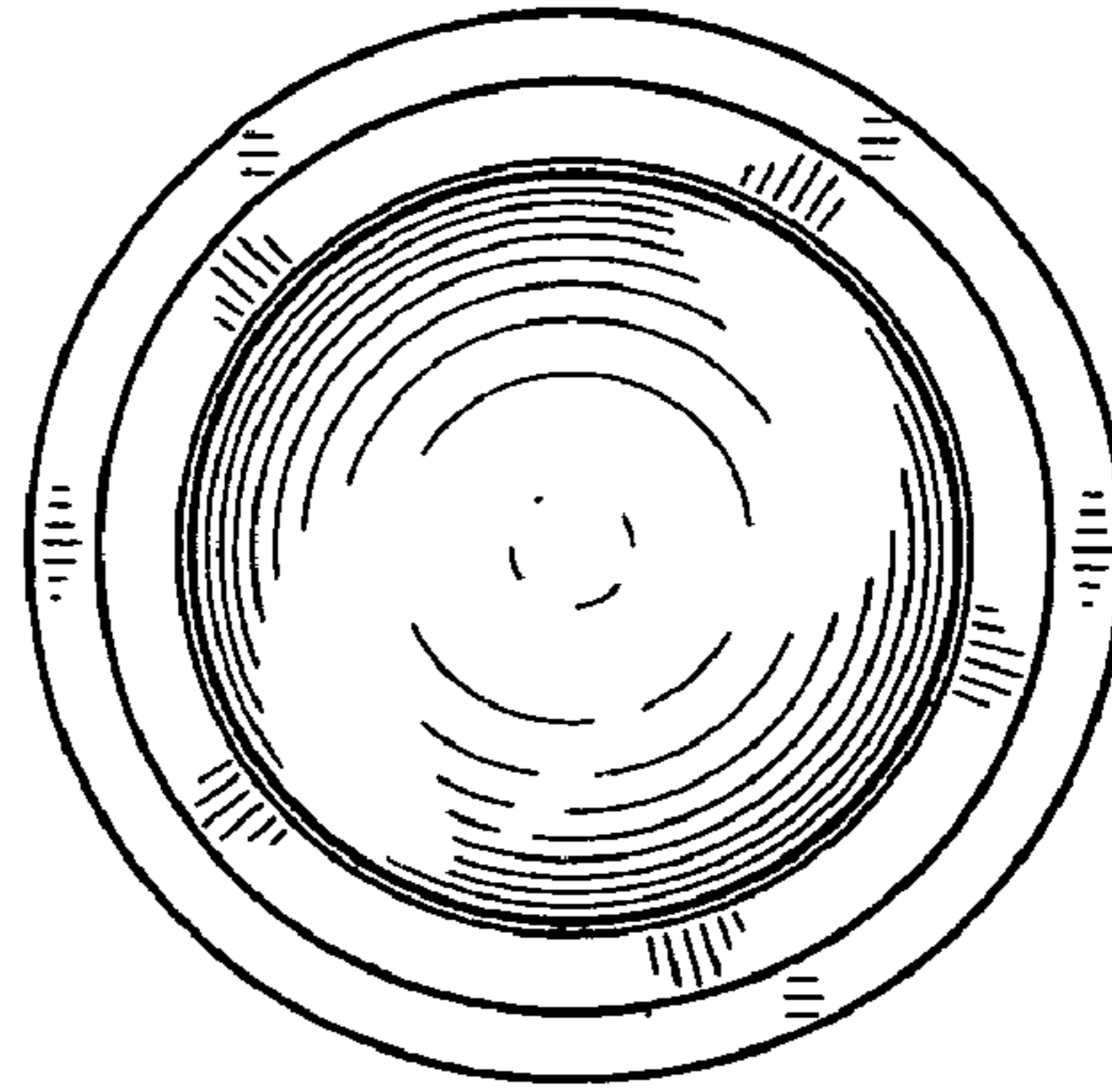


FIG. 4

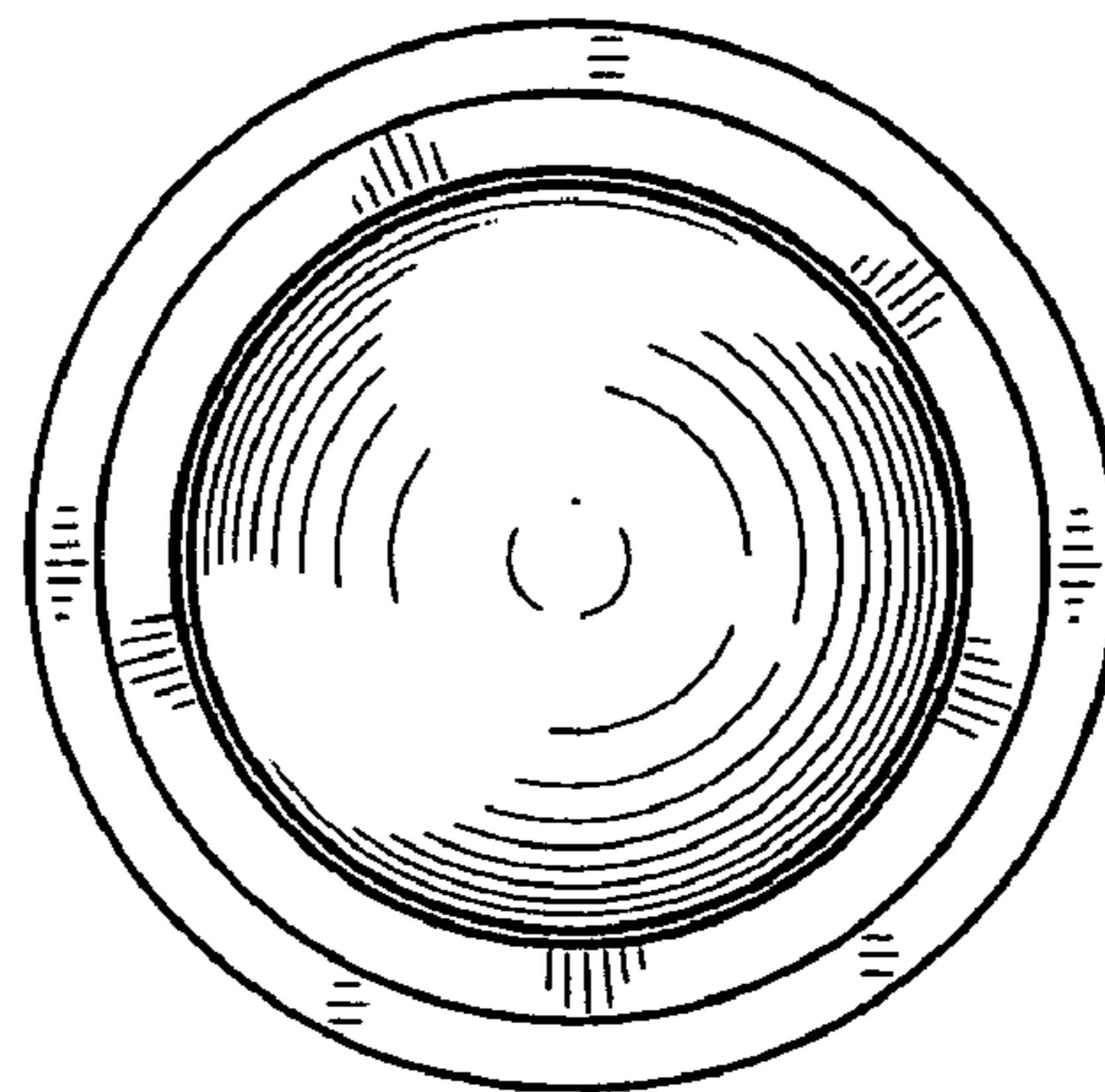


FIG. 5