

US00D615148S

(12) **United States Design Patent**  
**Beckman Lapre et al.**

(10) **Patent No.:** **US D615,148 S**

(45) **Date of Patent:** **\*\* May 4, 2010**

(54) **FISH HOOK**

(76) Inventors: **Jules M. Beckman Lapre**, Gouden Bogum 7 A, Gouden Boijurn, CV Heeg (NL) 8621; **Bernardus L.W. Linthorst**, Kerkweg 13, KJ Vorchten (NL) 8193; **Fred D. Wolf**, Jasmijnstraat 18, TR Wezep (NL) 8091

(\*\*) Term: **14 Years**

(21) Appl. No.: **29/329,219**

(22) Filed: **Dec. 10, 2008**

(51) **LOC (9) Cl.** ..... **22-05**

(52) **U.S. Cl.** ..... **D22/144**

(58) **Field of Classification Search** ..... D22/144, D22/145, 146; 43/42.17, 43.16, 44.83  
See application file for complete search history.

(56) **References Cited**

U.S. PATENT DOCUMENTS

62,042 A *	2/1867	Lee, Jr. ....	43/43.16
103,645 A *	5/1870	Muscroft .....	43/43.16
3,130,514 A *	4/1964	Cornick .....	43/43.16

\* cited by examiner

*Primary Examiner*—Catherine R Oliver  
(74) *Attorney, Agent, or Firm*—Patel & Alumit, PC; John Alumit

(57) **CLAIM**

The ornamental design for a fish hook, as shown and described.

**DESCRIPTION**

Portions of the disclosure of this patent document contain material that is subject to copyright protection. The copyright owner has no objection to the facsimile reproduction by anyone of the patent document or the patent disclosure as it appears in the Patent and Trademark Office file or records, but otherwise reserves all copyright rights whatsoever.

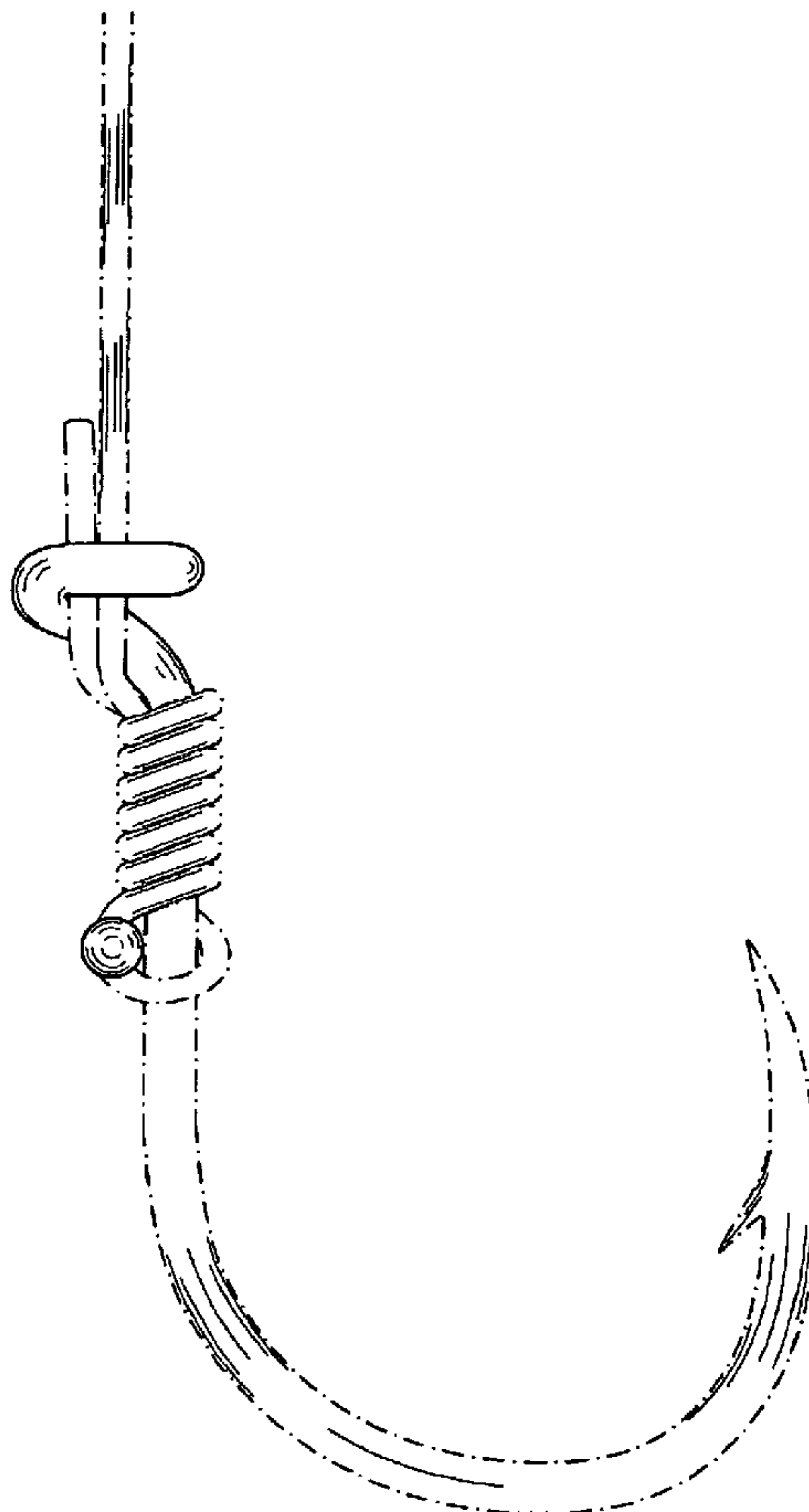
FIG. 1 is a left view of the hook with a sting line according to the new design.

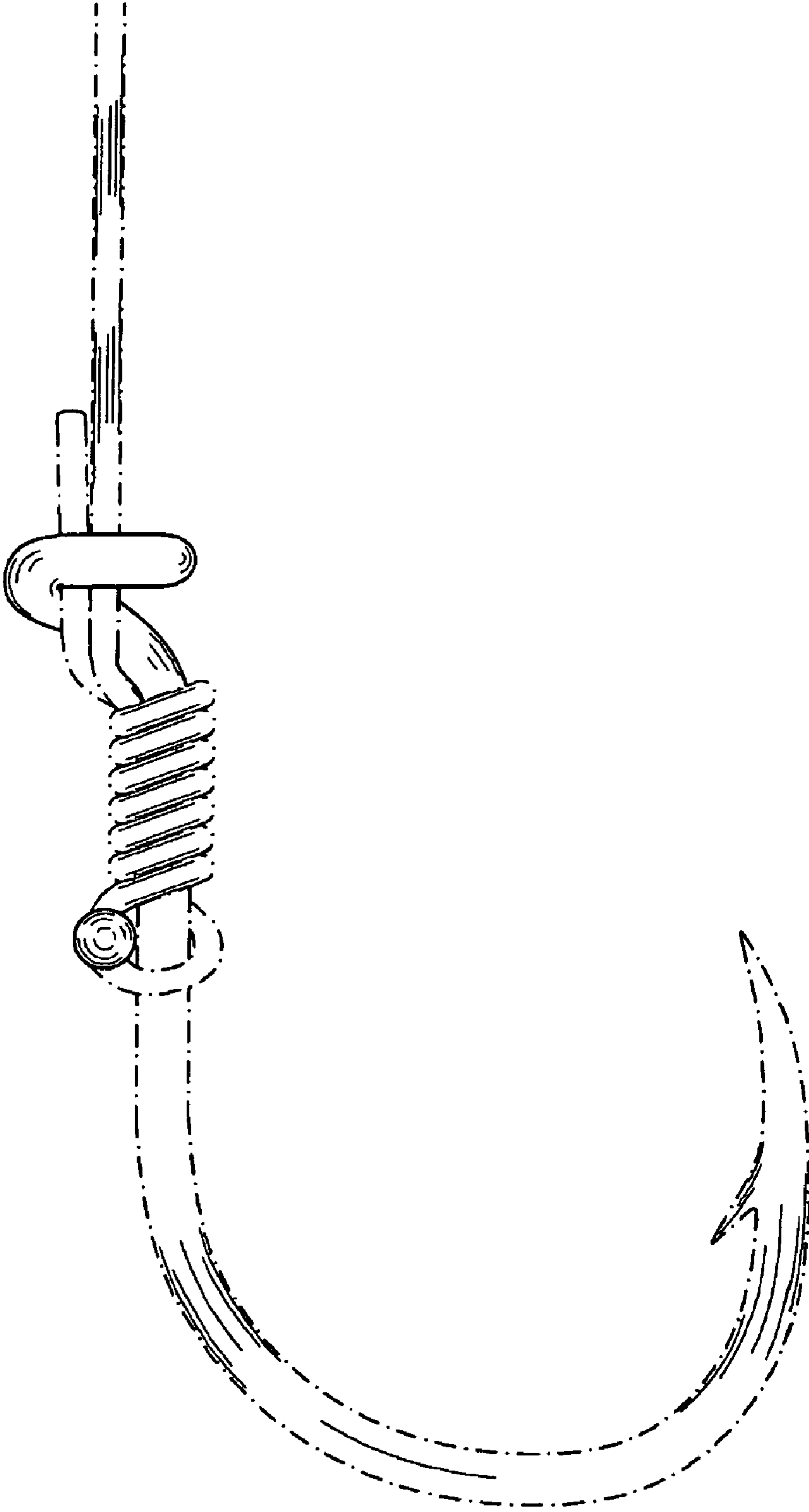
FIG. 2 is a perspective view of the hook according to the new design; and,

FIG. 3 is a right view of the hook according to the new design.

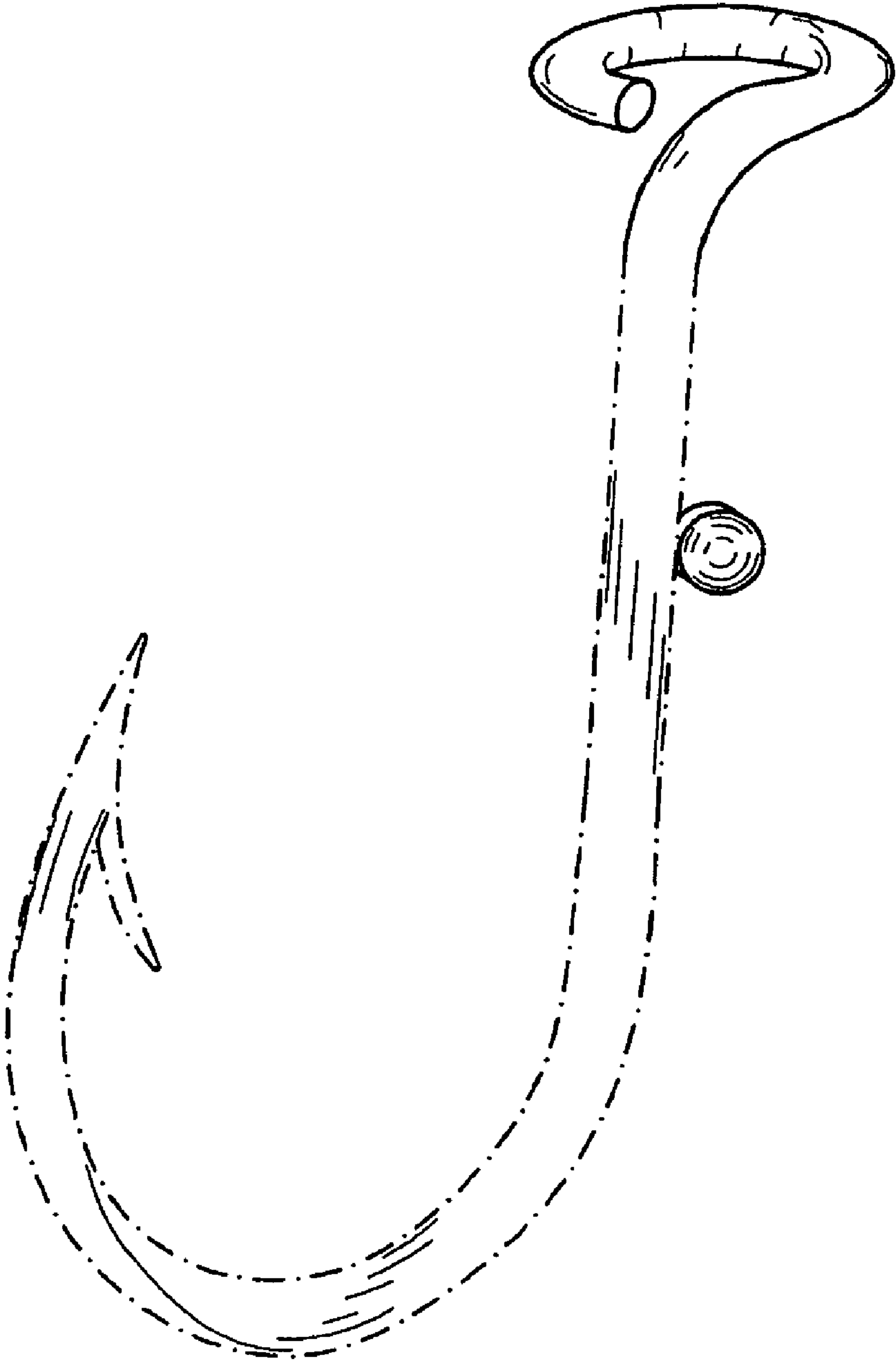
All parts of the figures shown in dashed line are not part of the claimed design.

**1 Claim, 3 Drawing Sheets**

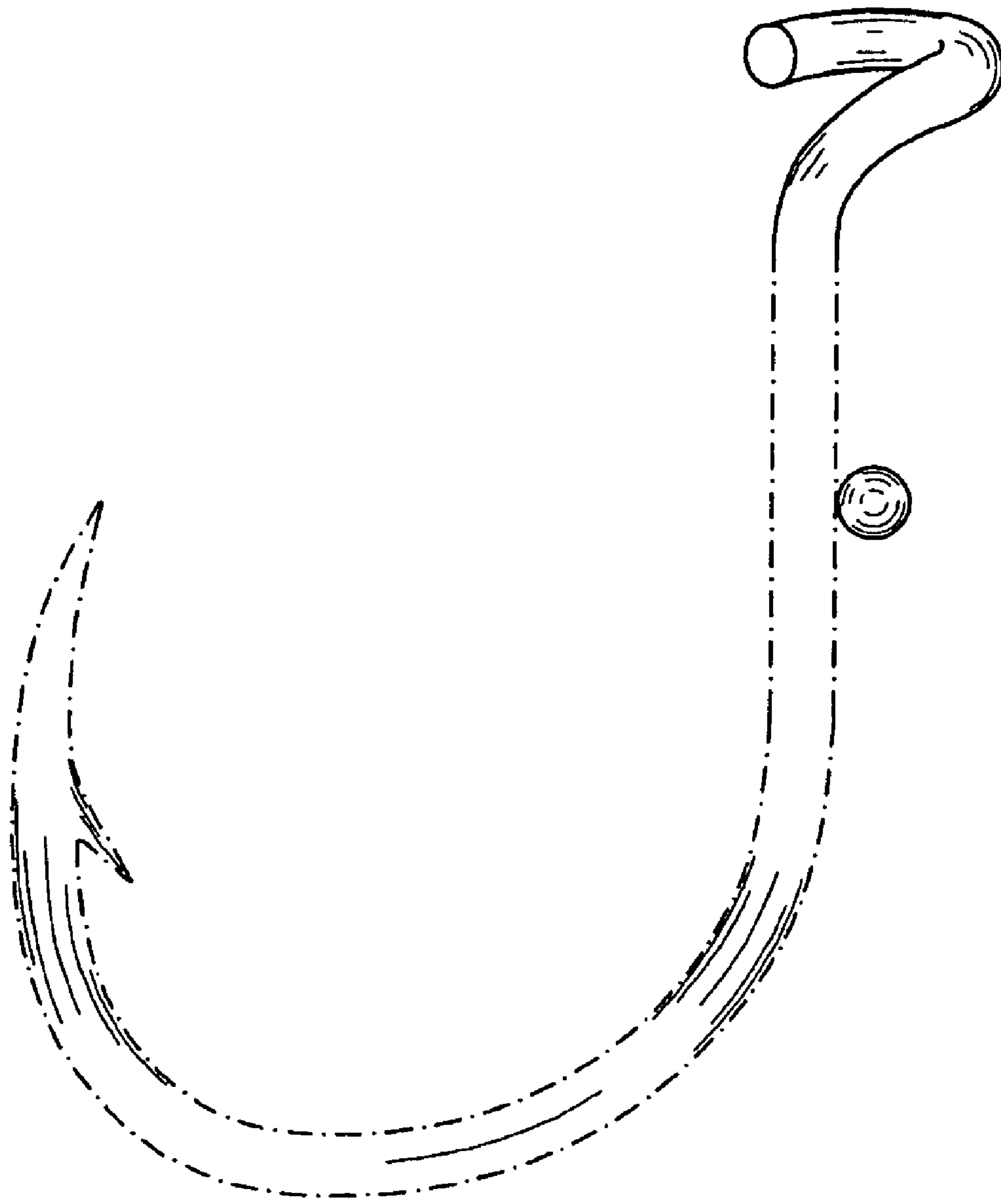




*Fig. 1*



*Fig. 2*



*Fig. 3*