



US00D615147S

(12) **United States Design Patent**
Montgomery

(10) **Patent No.:** **US D615,147 S**

(45) **Date of Patent:** **** May 4, 2010**

(54) **FISHING LURE**

(75) Inventor: **Dennis Montgomery**, Eufaula, AL (US)

(73) Assignee: **Big Bite Baits, Inc.**, Eufaula, AL (US)

(**) Term: **14 Years**

(21) Appl. No.: **29/342,958**

(22) Filed: **Sep. 3, 2009**

(51) **LOC (9) Cl.** **22-05**

(52) **U.S. Cl.** **D22/127**

(58) **Field of Classification Search** D22/126-133;
43/44.2, 42, 43.1, 44.8, 44.96, 44.4, 43.12,
43/44.81, 42.24, 42.31, 42.34

See application file for complete search history.

(56) **References Cited**

U.S. PATENT DOCUMENTS

2,500,494	A	3/1950	Jeffers	
2,979,778	A	4/1961	Fitzsimons	
2,979,850	A *	4/1961	Lund	43/42.24
3,349,513	A	10/1967	Jeff	
3,359,114	A	12/1967	Witteman et al.	
3,449,853	A	6/1969	Shearer	
D227,668	S *	7/1973	Norman	D22/127
4,050,181	A	9/1977	Young et al.	
4,530,179	A	7/1985	Larew	
4,589,223	A	5/1986	Hastings	
4,998,372	A	3/1991	Reed	
D336,324	S *	6/1993	Wood	D22/127
5,408,780	A	4/1995	Chambers, Sr.	
5,943,811	A	8/1999	Packer	
5,956,888	A	9/1999	Vreeland et al.	
6,113,895	A	9/2000	McCain	
D452,548	S	12/2001	Bambacigno	

D460,801	S *	7/2002	Jones	D22/127
D461,219	S	8/2002	Jones	
D500,832	S *	1/2005	Richardson et al.	D22/127
6,948,695	B1	9/2005	Clark	
7,208,184	B2	4/2007	Chen	
7,266,922	B2	9/2007	Oelerich, Jr. et al.	
2007/0144054	A1	6/2007	Warczok et al.	
2007/0144055	A1	6/2007	Warczok et al.	
2008/0115403	A1	5/2008	Shelton et al.	
2008/0263933	A1	10/2008	Gibson	
2009/0223108	A1	9/2009	Hastbacka et al.	

FOREIGN PATENT DOCUMENTS

JP	5103565	A	4/1993
KR	490978	B	5/2005

* cited by examiner

Primary Examiner—Catherine R Oliver

(74) *Attorney, Agent, or Firm*—Angela M. Miller; Lowndes, Drosdick, Doster, Kantor & Reed, P.A.

(57) **CLAIM**

The ornamental design for a fishing lure, as shown and described.

DESCRIPTION

FIG. 1 is a top/side perspective view of the fishing lure of the present invention.

FIG. 2 is a top plan view of the fishing lure of FIG. 1.

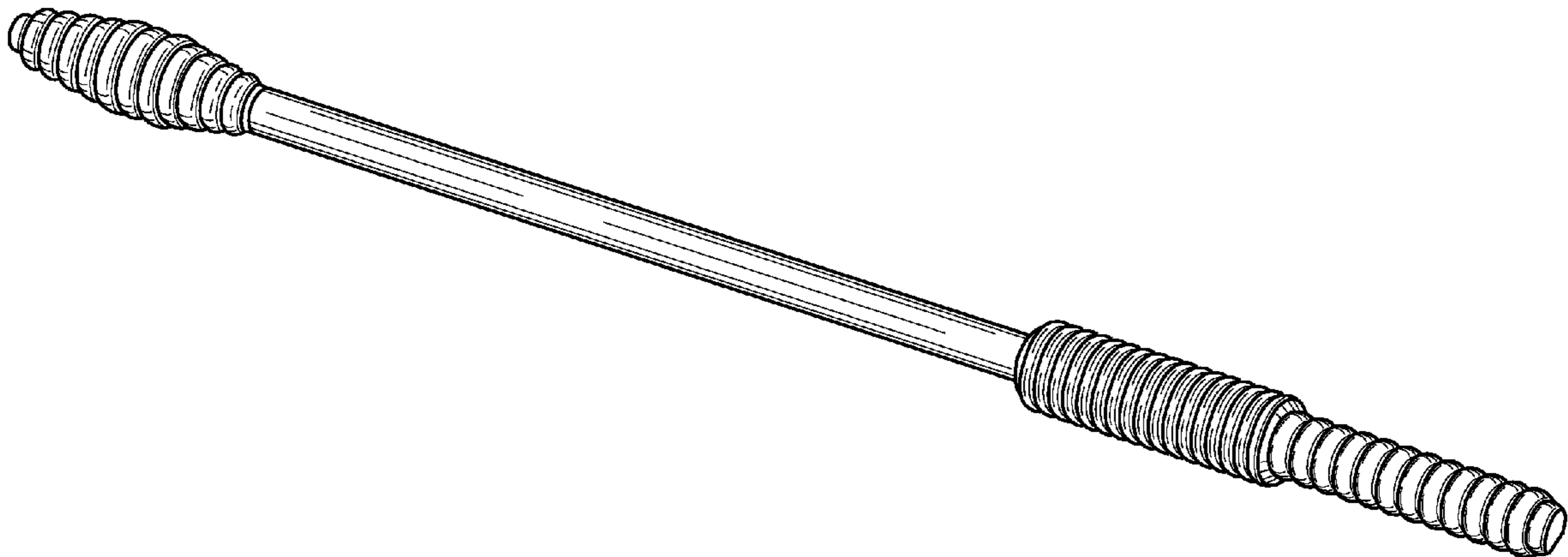
FIG. 3 is a side view of the fishing lure of FIG. 1.

FIG. 4 is a bottom plan view of the fishing lure of FIG. 1.

FIG. 5 is a rear view of the fishing lure of FIG. 1; and,

FIG. 6 is a front view of the fishing lure of FIG. 1.

1 Claim, 2 Drawing Sheets



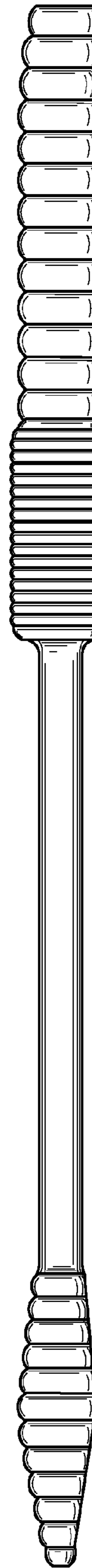
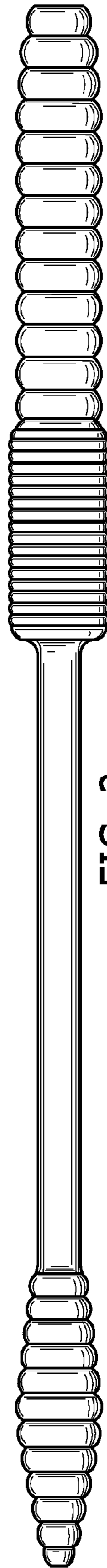
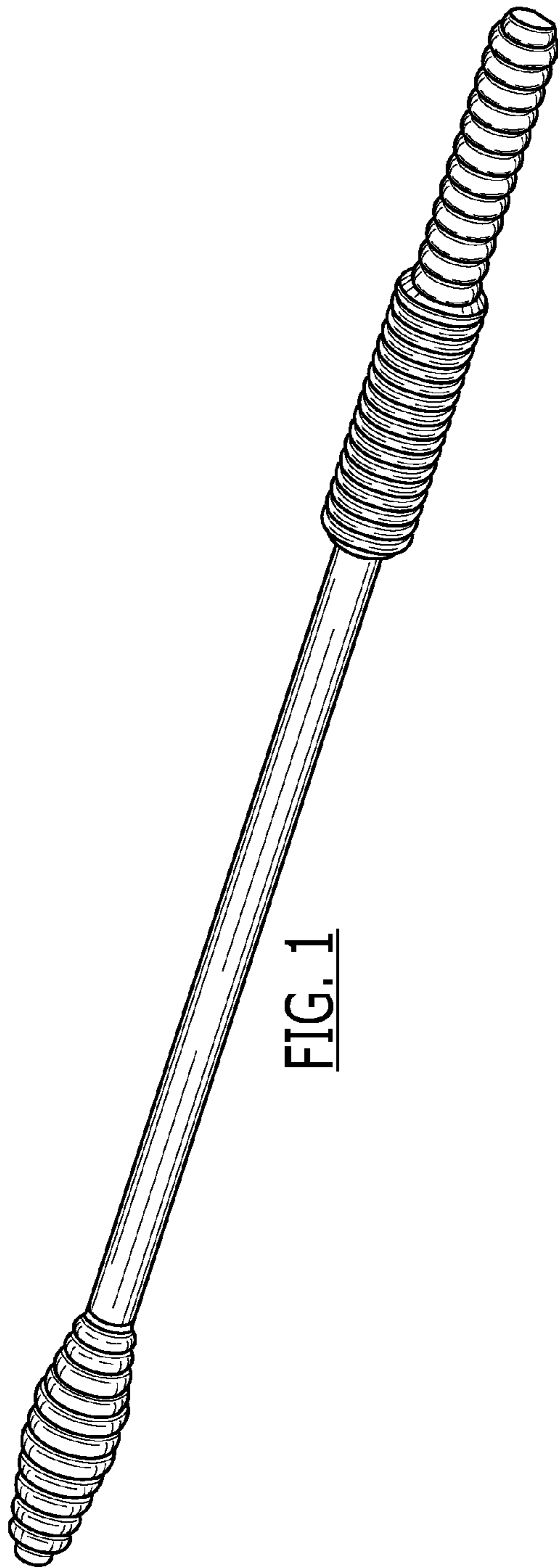




FIG. 4




FIG. 5

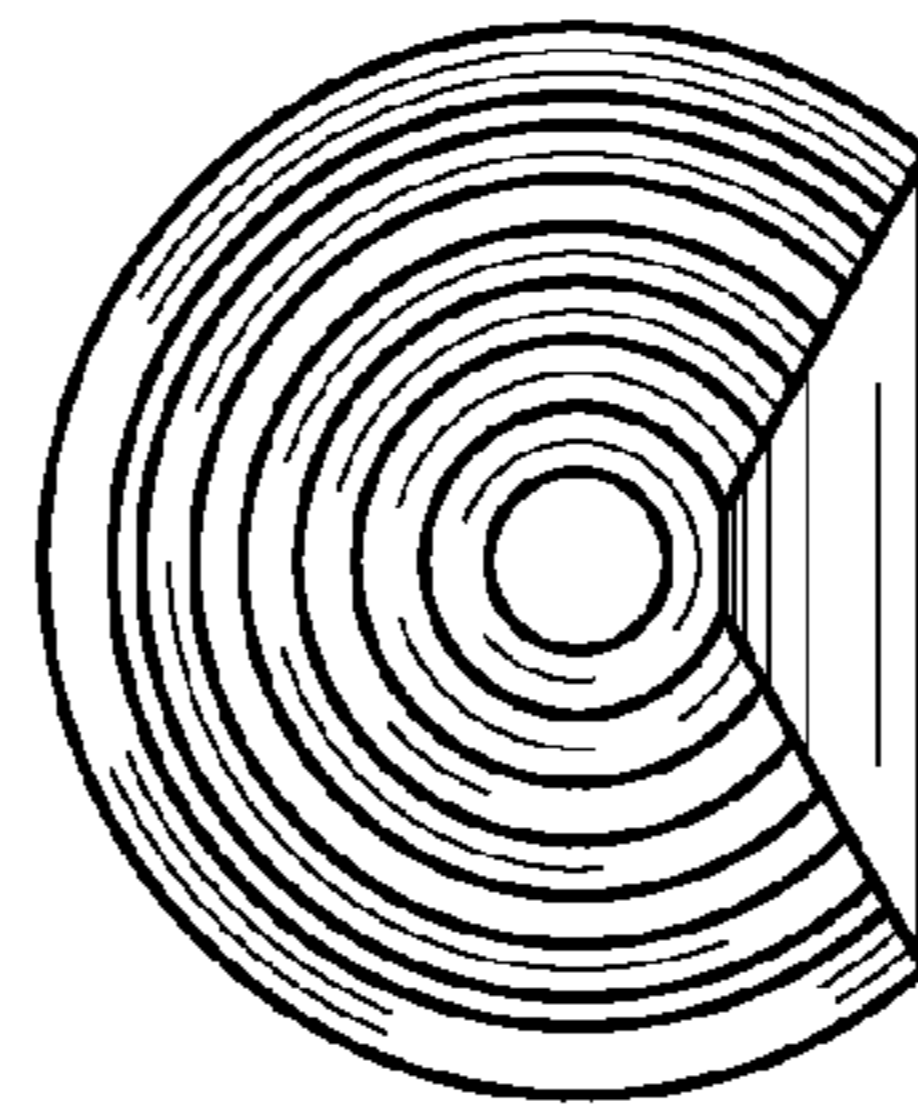


FIG. 6