



US00D615126S

(12) **United States Design Patent**
Syal

(10) **Patent No.:** **US D615,126 S**
(45) **Date of Patent:** **** May 4, 2010**

(54) **CORRECTION TAPE AND GLUE TAPE APPLICATOR**

(75) Inventor: **Shanta Syal**, Dalton, PA (US)

(73) Assignee: **SKM Industries Inc.**, Olyphant, PA (US)

(**) Term: **14 Years**

(21) Appl. No.: **29/350,148**

(22) Filed: **Nov. 12, 2009**

(51) **LOC (9) Cl.** **19-02**

(52) **U.S. Cl.** **D19/69**

(58) **Field of Classification Search** D19/66,
D19/67, 68, 69, 70; 156/523, 257, 540, 577;
206/411; 225/6, 25, 39, 77; 242/588, 588.1,
242/588.2, 588.3, 588.6, 5
See application file for complete search history.

(56) **References Cited**

U.S. PATENT DOCUMENTS

D475,747	S	*	6/2003	Ono	D19/69
D492,352	S	*	6/2004	Lammers et al.	D19/68
D506,508	S	*	6/2005	Shimizu et al.	D19/69
6,997,229	B2	*	2/2006	Marschand et al.	156/577
7,121,499	B2	*	10/2006	Lammers et al.	242/588.6
D532,457	S	*	11/2006	Chen	D19/69

D544,544	S	*	6/2007	Wu	D19/69
D547,804	S	*	7/2007	Wu et al.	D19/69
D555,201	S	*	11/2007	Rushe et al.	D19/69
D567,860	S	*	4/2008	Rushe et al.	D19/69
D577,384	S	*	9/2008	Lin	D19/69
2003/0062135	A1	*	4/2003	Takahashi	156/577
2006/0257195	A1	*	11/2006	Chen	400/697

* cited by examiner

Primary Examiner—Cathron C Brooks

Assistant Examiner—Austin Murphy

(74) *Attorney, Agent, or Firm*—Notaro & Michalos P.C.

(57) **CLAIM**

The ornamental design for a correction tape and glue tape applicator, as shown and described.

DESCRIPTION

FIG. 1 is a perspective view of a correction tape and glue tape applicator showing my design therefor;

FIG. 2 is a top plan view thereof;

FIG. 3 is a bottom plan view thereof;

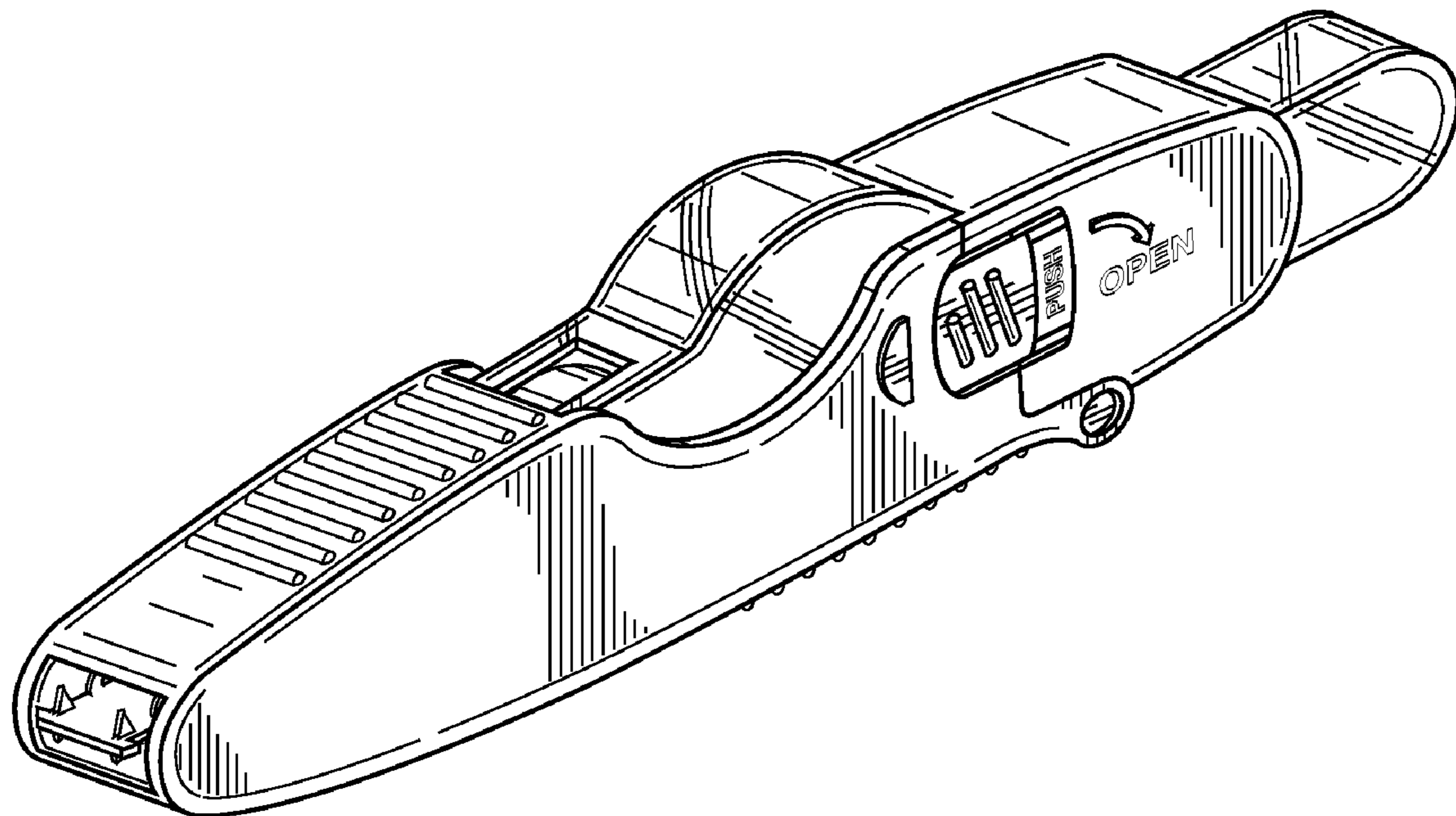
FIG. 4 is a rear elevational view thereof;

FIG. 5 is a front elevational view thereof;

FIG. 6 is a side elevational view thereof; and,

FIG. 7 is an opposite side elevational view thereof.

1 Claim, 3 Drawing Sheets



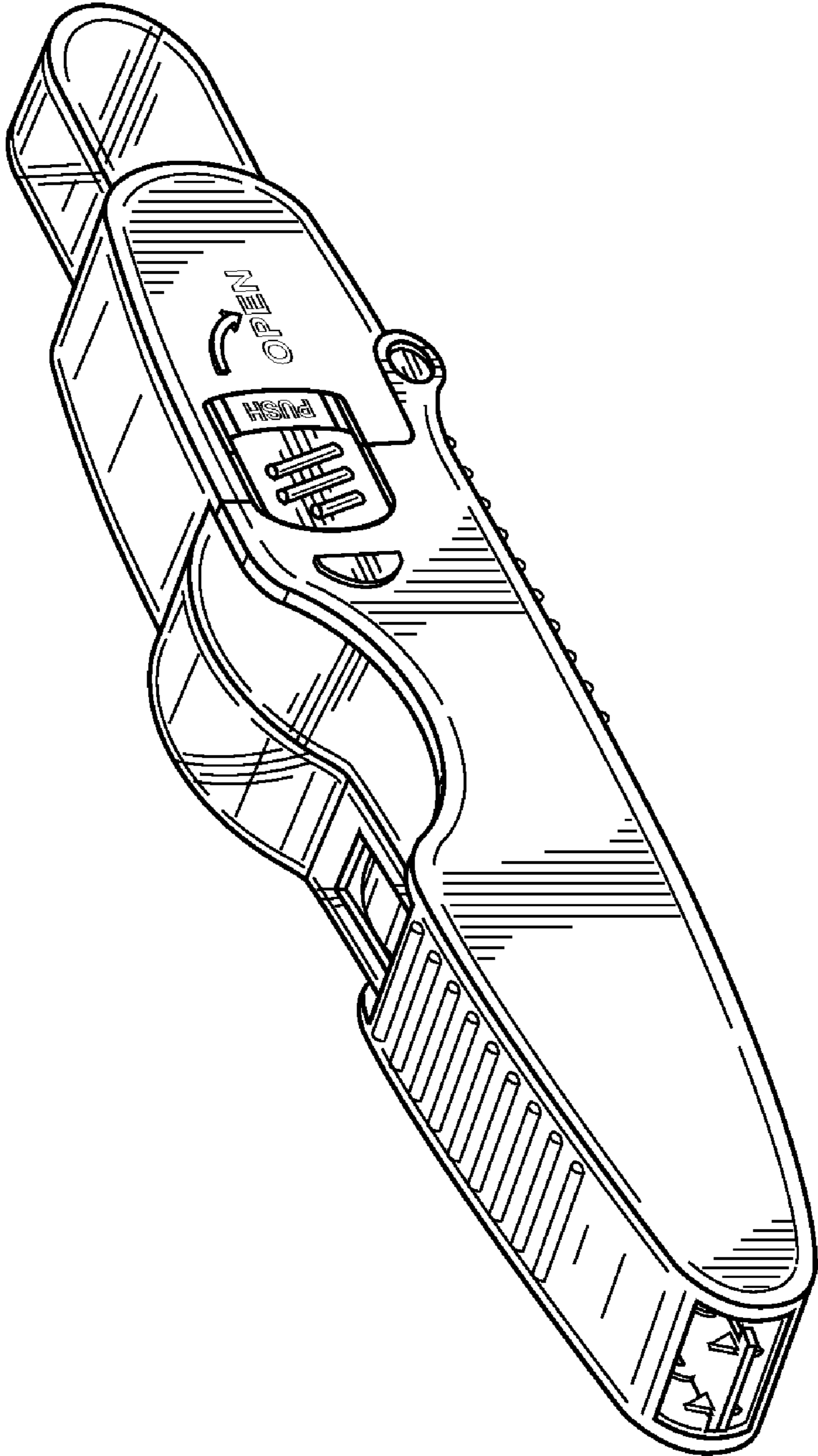


FIG. 1

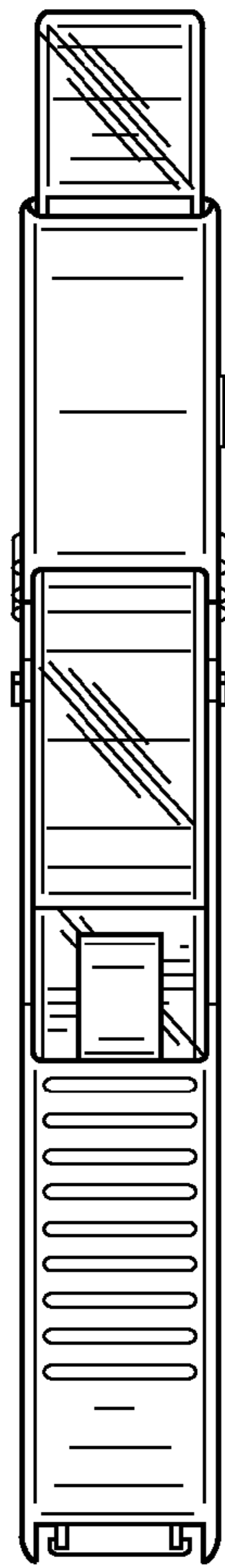


FIG. 2

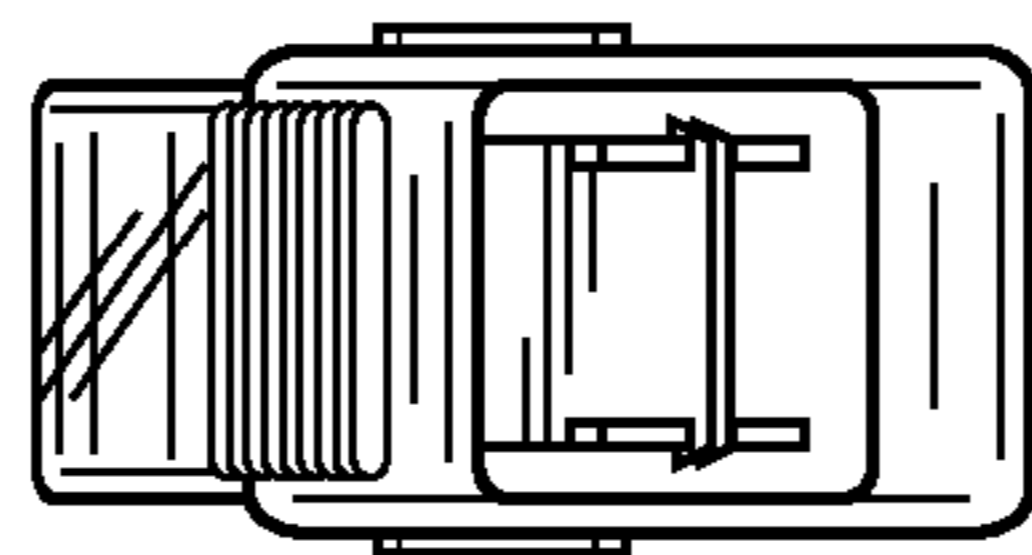


FIG. 4

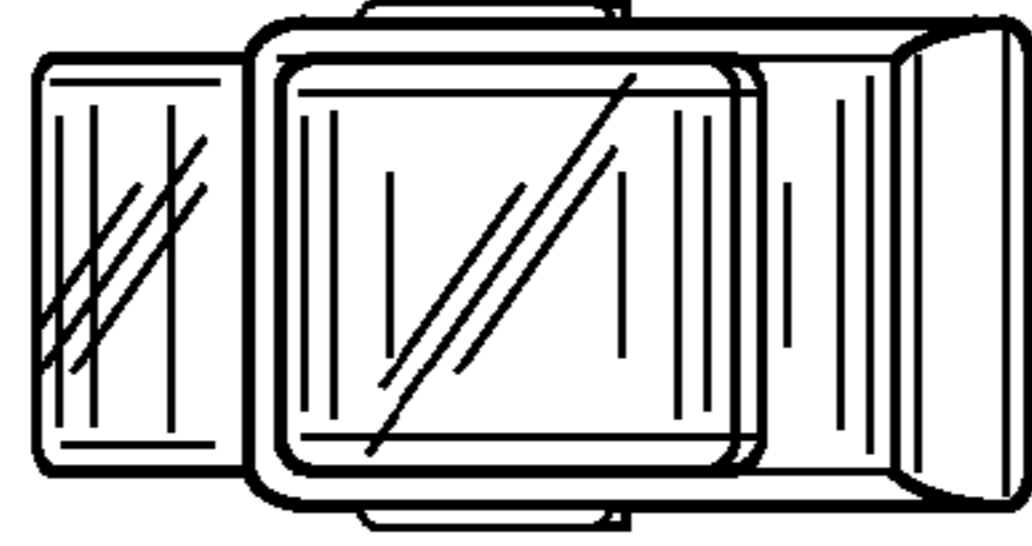


FIG. 5




FIG. 3

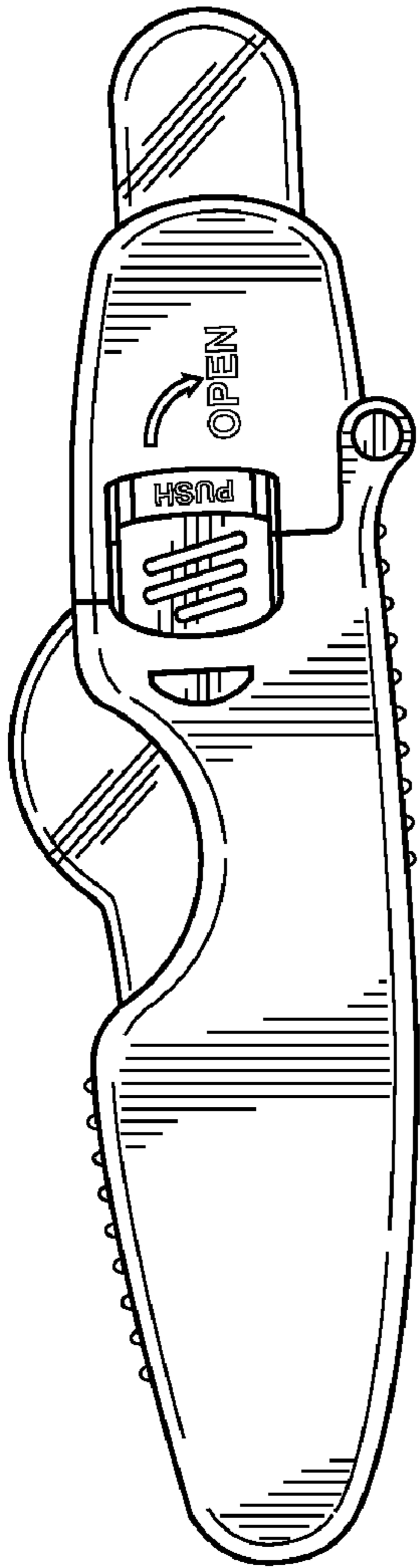


FIG. 6

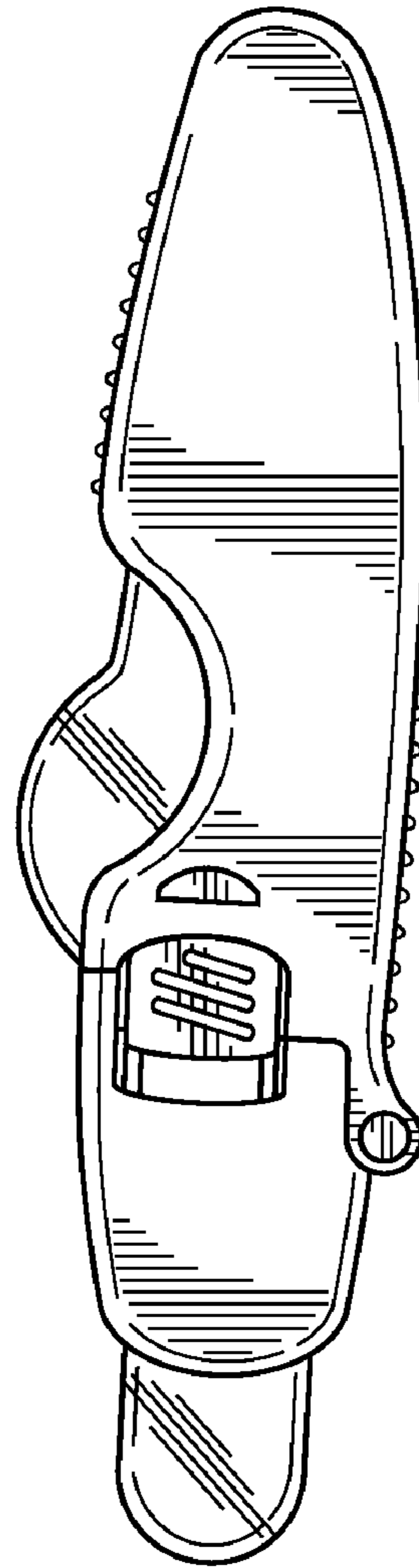


FIG. 7