



US00D615107S

(12) **United States Design Patent**  
**Kelly et al.**

(10) **Patent No.:** **US D615,107 S**  
(45) **Date of Patent:** **\*\* May 4, 2010**

- (54) **HARROW MEMBER CHAIN**
- (76) Inventors: **Shane P. Kelly**, P.O. Box 200, Booleroo Centre, South Australia (AU) 5482;  
**Peter L. L. Kelly**, P.O. Box 100, Booleroo Centre, South Australia (AU) 5482
- (\*\*) Term: **14 Years**
- (21) Appl. No.: **29/344,889**
- (22) Filed: **Oct. 6, 2009**

**Related U.S. Application Data**

- (63) Continuation of application No. 11/765,182, filed on Jun. 19, 2007, now Pat. No. 7,607,489.

- (51) **LOC (9) Cl.** ..... **15-03**
- (52) **U.S. Cl.** ..... **D15/28**
- (58) **Field of Classification Search** ..... D15/10, D15/11, 27, 28, 29, 33; 172/579, 311, 568, 172/612, 468, 637, 662, 684.5, 689, 551, 172/576, 595, 455, 518, 527, 567, 586, 142, 172/152, 154, 178, 181, 196, 440, 441, 314, 172/548, 454, 583, 140, 776, 22, 442, 145-147, 172/175, 669

See application file for complete search history.

(56) **References Cited**

**U.S. PATENT DOCUMENTS**

- 92,233 A \* 7/1869 Turner ..... 172/657
- 130,451 A \* 8/1872 Swift ..... 172/612
- 140,563 A \* 7/1873 Watt ..... 172/612
- 189,181 A \* 4/1877 Bousfield ..... 172/612
- 278,632 A \* 5/1883 Thronson ..... 172/612
- 506,491 A \* 10/1893 Goward ..... 172/612
- 725,359 A \* 4/1903 Pfeiffer et al. .... 172/612
- 738,361 A \* 9/1903 Schlosser ..... 172/612
- 765,542 A \* 7/1904 Belanger ..... 37/381
- 768,358 A \* 8/1904 Davis ..... 172/612

- 1,047,061 A \* 12/1912 Hunter ..... 172/684.5
- 1,314,292 A \* 8/1919 Wallesverd ..... 172/189
- 1,944,674 A \* 1/1934 Silver ..... 172/284
- 2,751,736 A \* 6/1956 Hessemer ..... 144/34.6
- 2,825,983 A \* 3/1958 Finn ..... 56/295
- 3,310,122 A \* 3/1967 Mack ..... 172/34
- 4,035,945 A \* 7/1977 Newman ..... 43/42.15
- 4,396,070 A \* 8/1983 Brandner et al. .... 172/572
- 4,420,048 A \* 12/1983 Peterson ..... 172/568
- 4,582,142 A \* 4/1986 Bridge ..... 172/34
- 4,893,682 A \* 1/1990 Smallacombe ..... 172/311
- 5,143,160 A \* 9/1992 May ..... 172/311
- 5,662,173 A \* 9/1997 Blesing ..... 172/526
- 6,484,812 B1 \* 11/2002 Clark ..... 172/540
- 6,612,381 B2 \* 9/2003 Powell et al. .... 172/586
- 6,892,622 B2 \* 5/2005 Watson ..... 89/1.13
- 6,959,769 B2 \* 11/2005 Merten et al. .... 172/612
- 7,594,546 B2 \* 9/2009 Ankenman ..... 172/540
- 2009/0071668 A1 \* 3/2009 Hennigar ..... 172/612

\* cited by examiner

*Primary Examiner*—Ian Simmons  
*Assistant Examiner*—Mark A Goodwin  
(74) *Attorney, Agent, or Firm*—Dale J. Ream

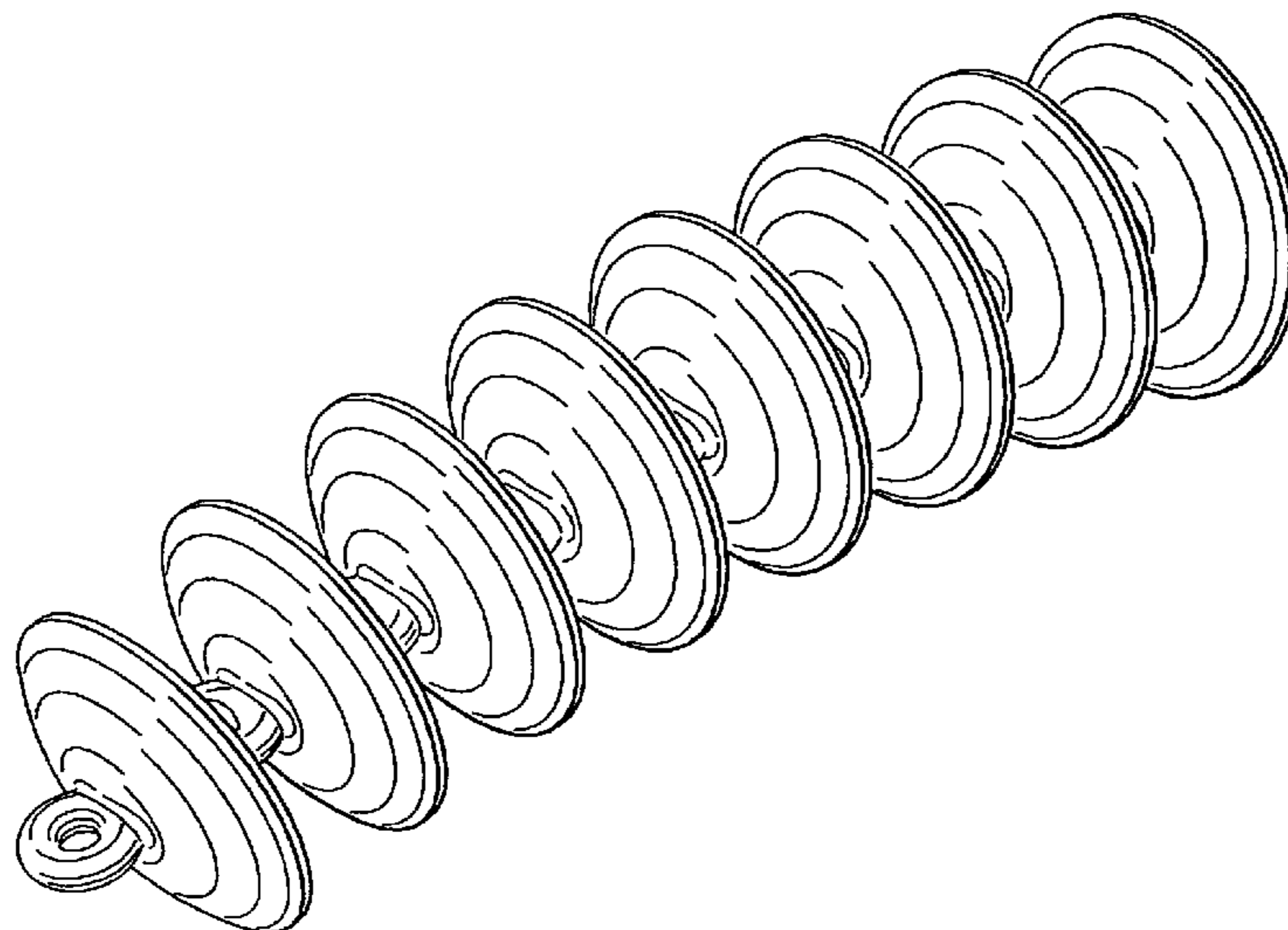
(57) **CLAIM**

The ornamental design for a harrow member chain, as shown and described.

**DESCRIPTION**

FIG. 1 is a perspective view of a harrow member chain showing our new design;  
FIG. 2 is a front view thereof;  
FIG. 3 is a back view thereof;  
FIG. 4 is a right side view thereof;  
FIG. 5 is a left side view thereof;  
FIG. 6 is a top view thereof; and,  
FIG. 7 is a bottom view thereof.

**1 Claim, 4 Drawing Sheets**



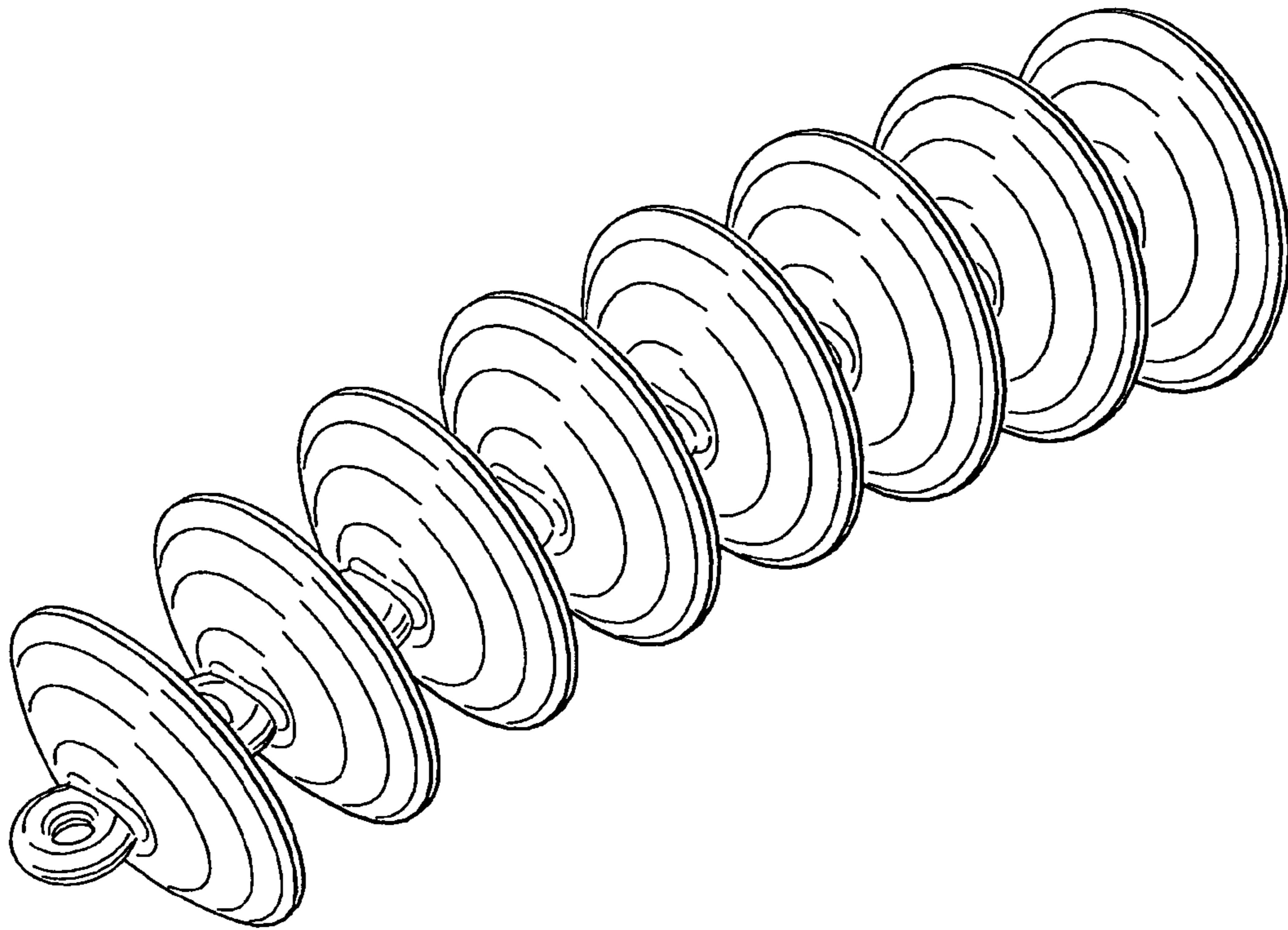


FIG. 1

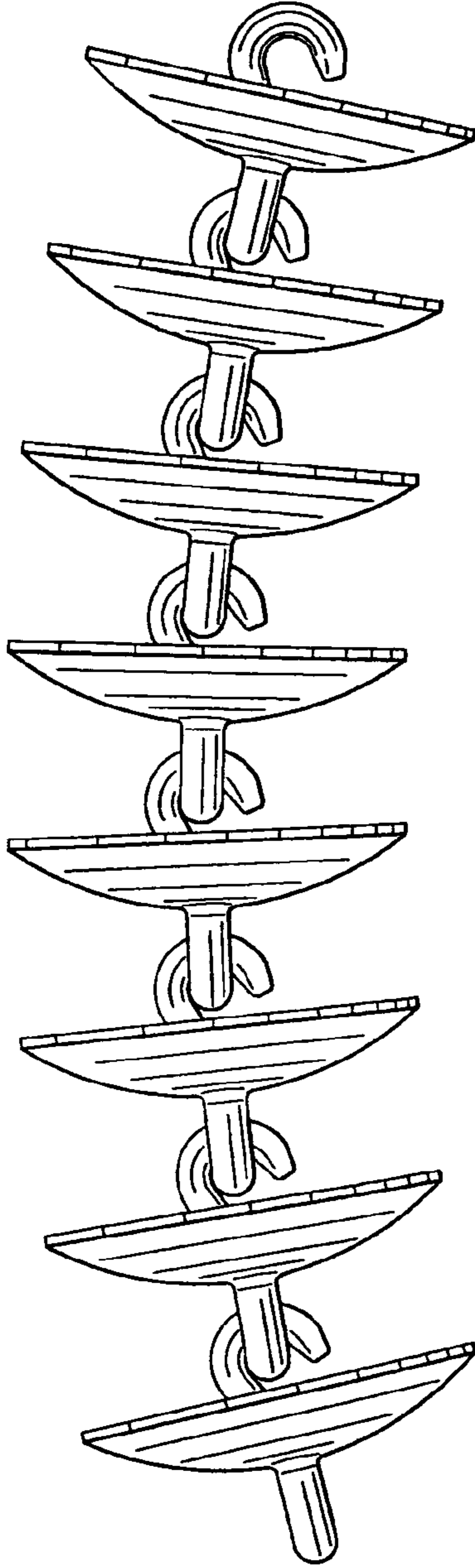


FIG. 2

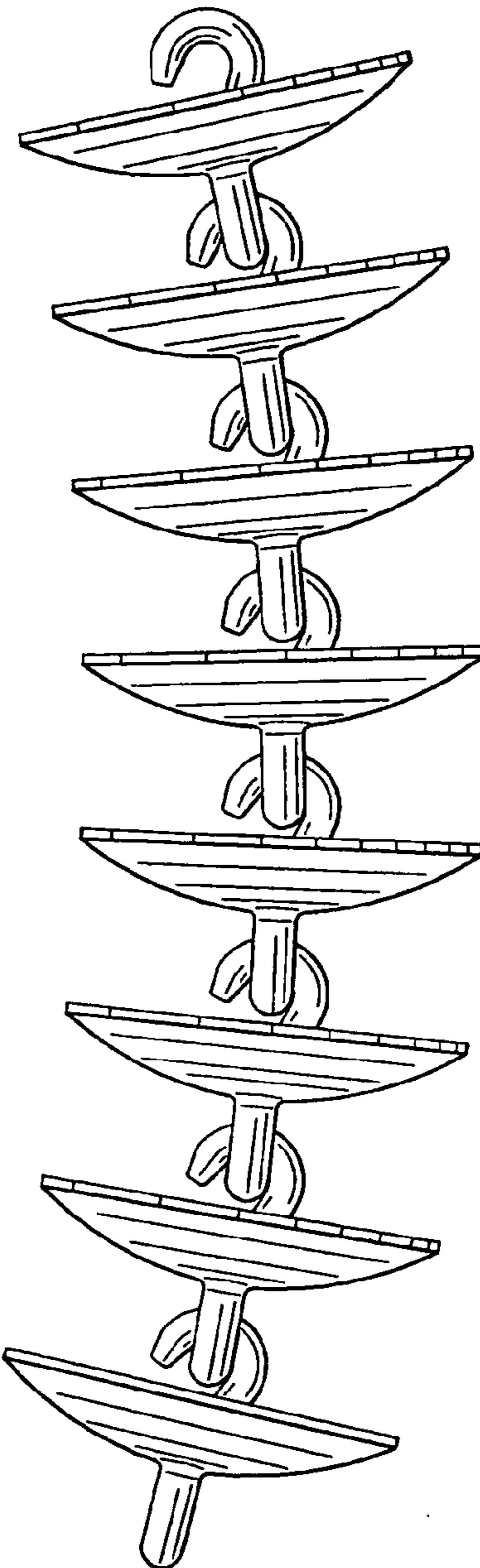


FIG. 3

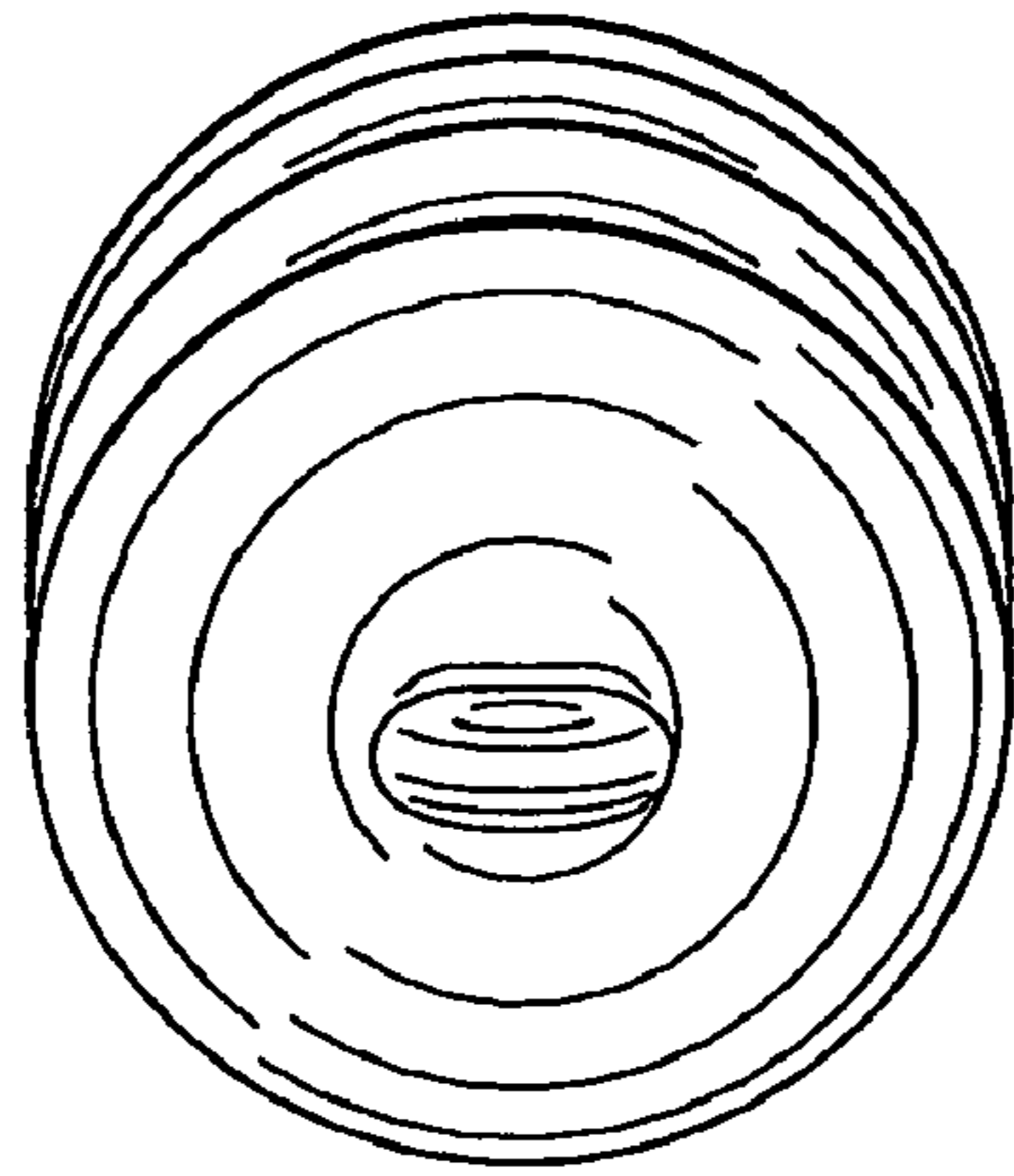


FIG. 4

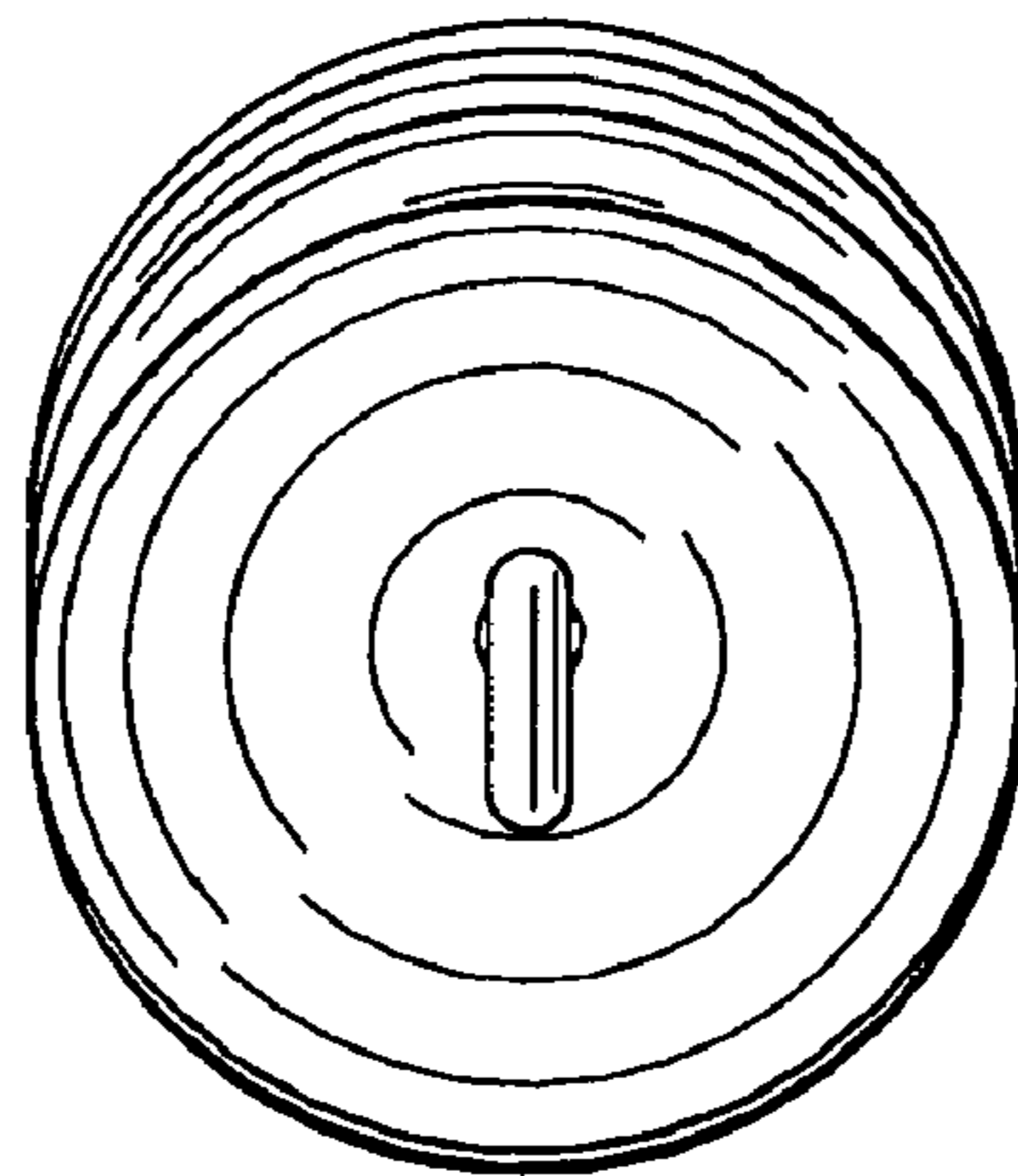


FIG. 5



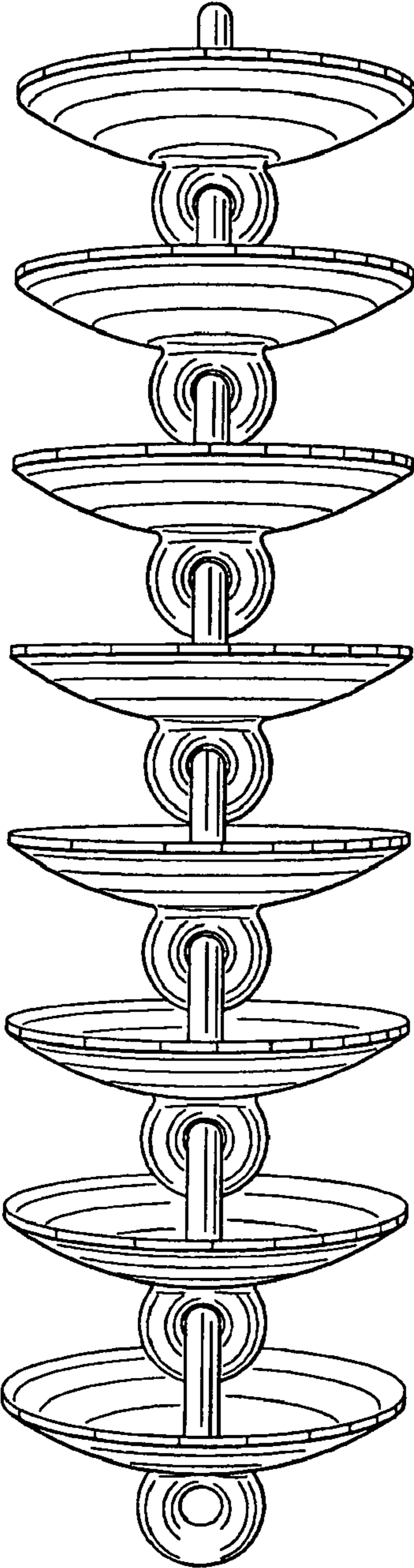


FIG. 6

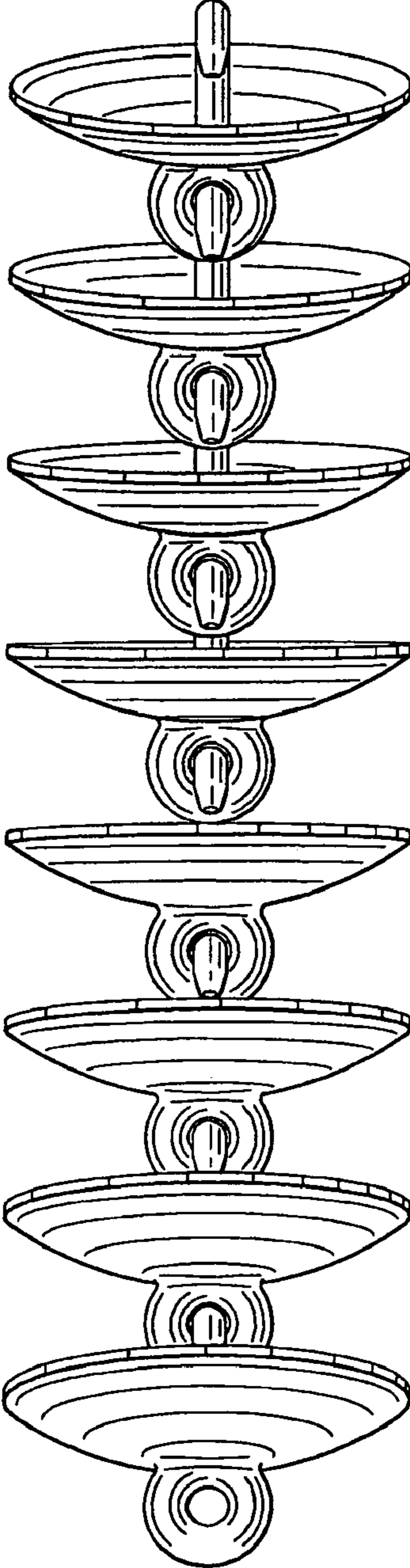


FIG. 7