



US00D615088S

(12) **United States Design Patent**
Matsuoka

(10) **Patent No.:** **US D615,088 S**

(45) **Date of Patent:** **** May 4, 2010**

(54) **HOUSING FOR A MOBILE COMPUTING DEVICE**

(75) Inventor: **Yoshimichi Matsuoka**, Cupertino, CA (US)

(73) Assignee: **Palm, Inc.**, Sunnyvale, CA (US)

(**) Term: **14 Years**

(21) Appl. No.: **29/322,747**

(22) Filed: **Aug. 11, 2008**

(51) **LOC (9) Cl.** **14-02**

(52) **U.S. Cl.** **D14/439**; D14/341; D14/511; D14/138 R

(58) **Field of Classification Search** D14/341–347, D14/356–358, 388–390, 426, 432, 439–446, D14/453, 496, 138 R, 138 AA, 138 AB, 138 AC, D14/138 AD, 138 C, 138 G, 217, 238.1, D14/240, 257, 299, 218; 455/556.1, 566, 455/575.1, 575.3, 575.4; 345/169

See application file for complete search history.

(56) **References Cited**

U.S. PATENT DOCUMENTS

D327,493 S *	6/1992	Hayashi	D14/345
D337,569 S *	7/1993	Kando	D14/341
D349,511 S *	8/1994	Sakaguchi et al.	D14/345
D426,236 S	6/2000	Kim et al.		
6,115,248 A	9/2000	Canova et al.		
D436,963 S	1/2001	Kim et al.		
6,239,968 B1	5/2001	Kim et al.		

(Continued)

FOREIGN PATENT DOCUMENTS

WO WO2007/047108 4/2007

OTHER PUBLICATIONS

U.S. Appl. No. 11/249,124, filed Oct. 11, 2005, 33 pages.

(Continued)

Primary Examiner—Cathron C Brooks

Assistant Examiner—Deanna Fluegeman

(74) *Attorney, Agent, or Firm*—Mahamedi Paradise Kreisman LLP

(57) **CLAIM**

The ornamental design for a housing for a mobile computing device, as shown and described.

DESCRIPTION

FIG. 1 is a front view of a housing for a mobile computing device;

FIG. 2 is a rightward front isometric view of the housing shown in FIG. 1;

FIG. 3 is a leftward front isometric view of the housing shown in FIG. 1;

FIG. 4 is a leftward side view of the housing shown in FIG. 1;

FIG. 5 is a rightward side view of the housing shown in FIG. 1;

FIG. 6 is a bottom end view of the housing shown in FIG. 1;

FIG. 7 is a top end view of the housing shown in FIG. 1;

FIG. 8 is a front view of the housing, showing cross-sectional lines;

FIG. 9 is a cross-sectional view along lines 9—9 of FIG. 8;

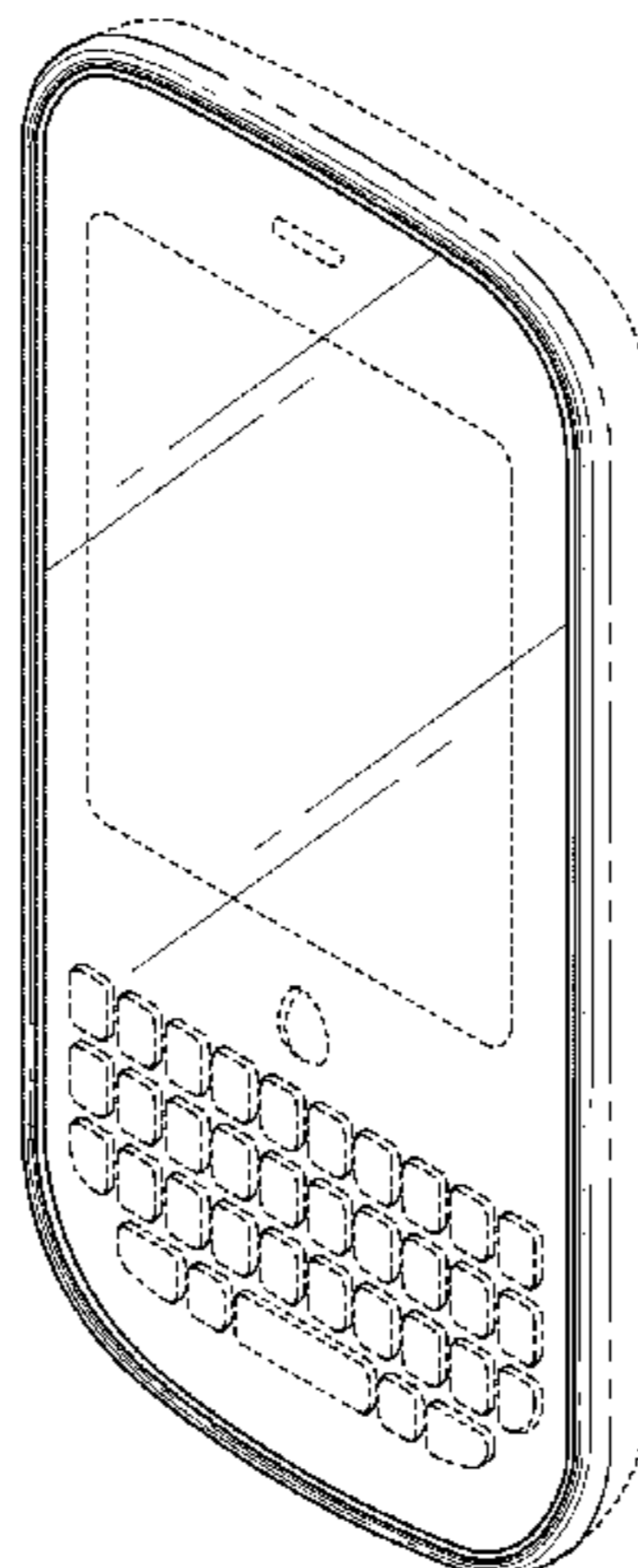
FIG. 10 is a cross-sectional view along lines 10—10 of FIG. 8; and,

FIG. 11 is a cross-sectional view along lines 11—11 of FIG. 8.

The unevenly-spaced broken lines which define the bounds of the claim form no part thereof.

The broken lines in the drawings illustrate unclaimed portions of the mobile computing device and form no part of the claimed design.

1 Claim, 7 Drawing Sheets



US D615,088 S

Page 2

U.S. PATENT DOCUMENTS

6,388,877 B1 5/2002 Canova et al.
D499,401 S * 12/2004 Miller D14/342
6,950,516 B2 9/2005 Pirila et al.
7,061,762 B2 6/2006 Canova et al.
D548,732 S * 8/2007 Cebe et al. D14/341
D558,756 S * 1/2008 Andre et al. D14/341
D558,757 S * 1/2008 Andre et al. D14/341
7,333,326 B2 2/2008 Canova et al.
D568,309 S * 5/2008 Cebe et al. D14/341
D577,371 S * 9/2008 Hu et al. D14/496
D578,503 S * 10/2008 Shin et al. D14/138 AD
D580,387 S * 11/2008 Andre et al. D14/138 G
D584,262 S * 1/2009 Hu et al. D14/138 AA
D584,269 S * 1/2009 Baik et al. D14/138 AA
D586,800 S * 2/2009 Andre et al. D14/341
D589,922 S * 4/2009 Boyd et al. D14/138 AA
D591,709 S * 5/2009 Rihu D14/138 AD
D591,739 S * 5/2009 Matsuoka D14/341
D592,166 S * 5/2009 Song D14/138 AD
D592,171 S * 5/2009 Chen D14/138 AD
D592,172 S * 5/2009 Chen D14/138 AD
D592,628 S * 5/2009 Kim et al. D14/138 AD
D593,087 S * 5/2009 Andre et al. D14/341
D593,522 S * 6/2009 Chen D14/138 AA

D593,556 S * 6/2009 Hofer et al. D14/346
D593,557 S * 6/2009 Hofer et al. D14/346
2006/0007159 A1 1/2006 Lane et al.
2007/0081303 A1 4/2007 Lam et al.

OTHER PUBLICATIONS

U.S. Appl. No. 11/772,093, filed Jun. 29, 2007, 29 pages.
U.S. Appl. No. 11/948,838, filed Nov. 30, 2007, 24 pages.
U.S. Appl. No. 29/298,219, filed Nov. 30, 2007, 21 pages.
U.S. Appl. No. 29/240,335, filed Oct. 11, 2005, 6 pages.
Final Office Action for U.S. Appl. No. 11/948,838, mailed Apr. 13, 2009, 14 pages.
International Search Report and Written Opinion of the International Searching Authority in International Application PCT/US2006/038790, European Patent Office, Oct. 24, 2007, 18 pgs.
Non-Final Office Action for U.S. Appl. No. 11/948,838 mailed on Aug. 20, 2008, 9 pages.
Non-Final Office Action for U.S. Appl. No. 11/249,124, mailed Mar. 6, 2009, 20 pages.
Notice of Allowance for U.S. Appl. No. 29/240,335, mailed May 14, 2009, 7 pages.
Office Action (Restriction Requirement) for U.S. Appl. No. 11/249,124 mailed on Dec. 30, 2008, 6 pages.

* cited by examiner

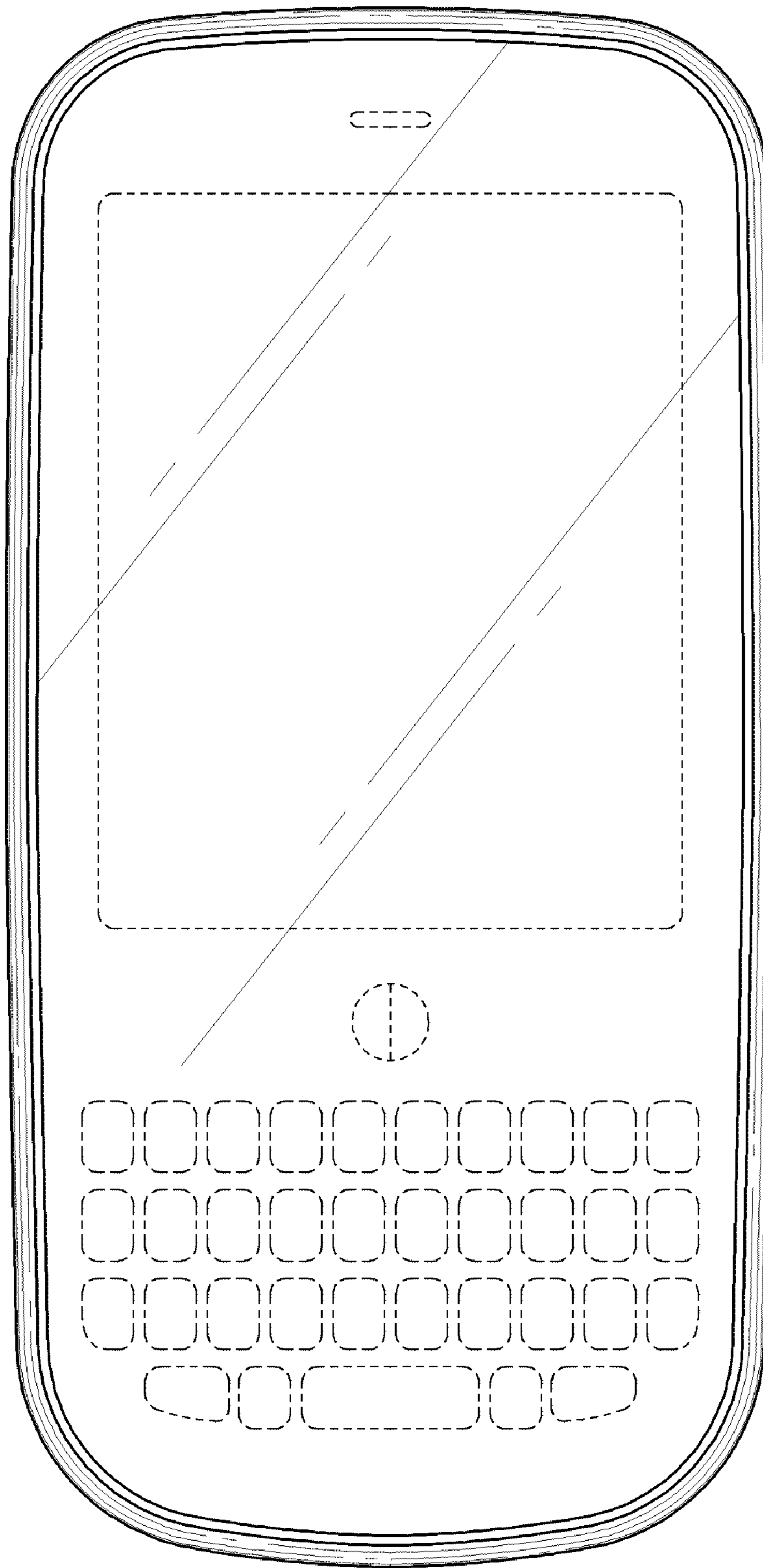


FIG.1

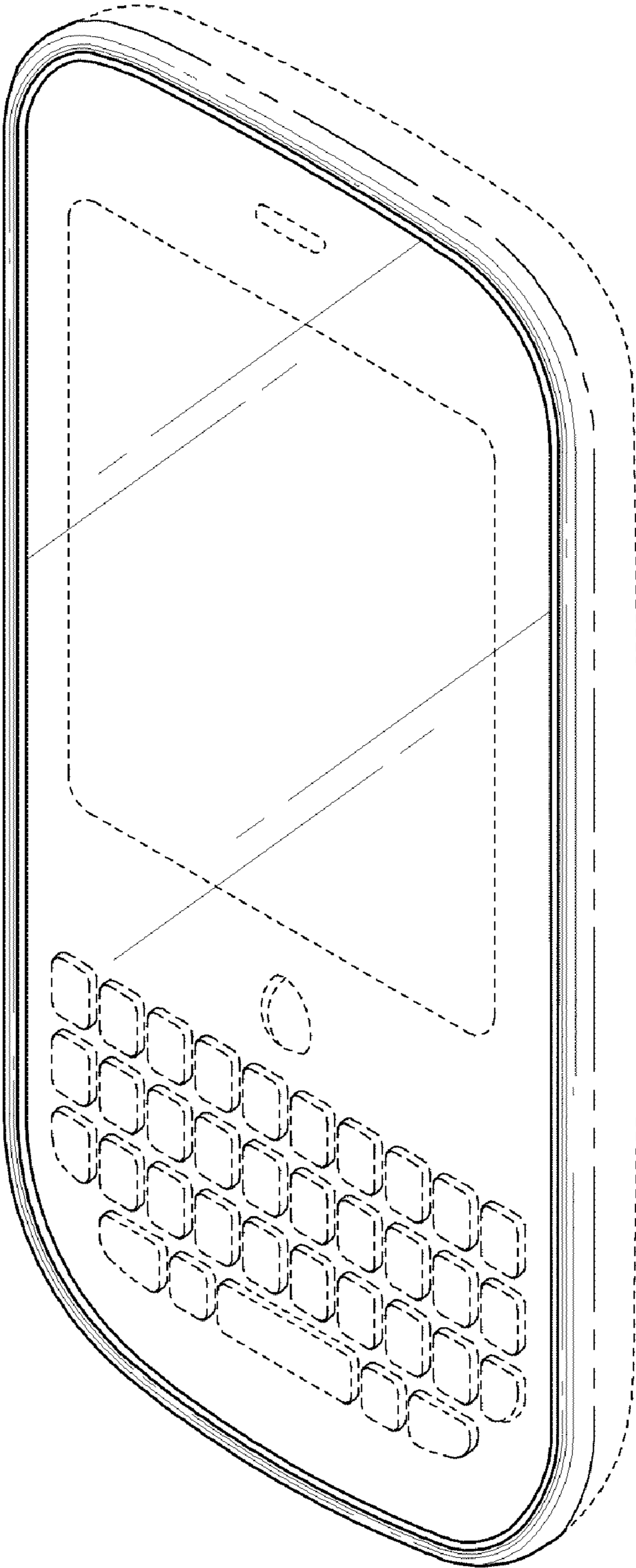


FIG.2

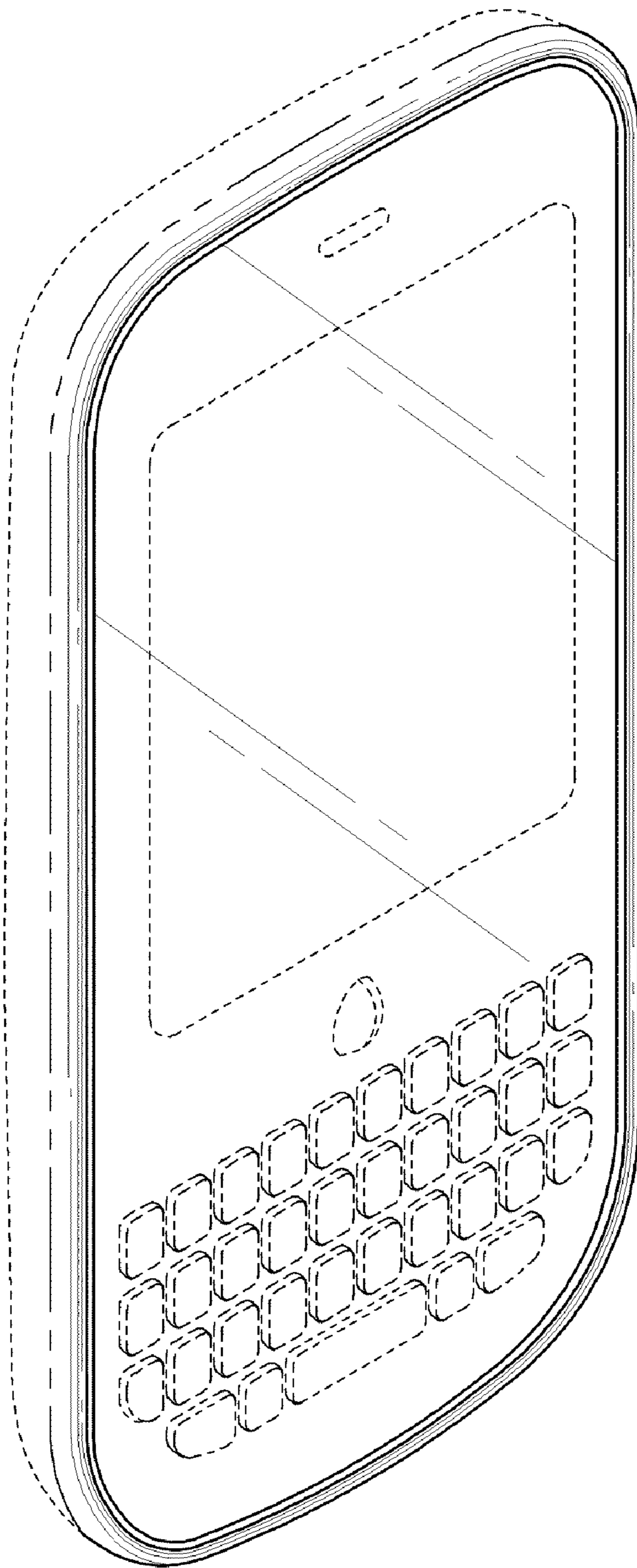


FIG. 3

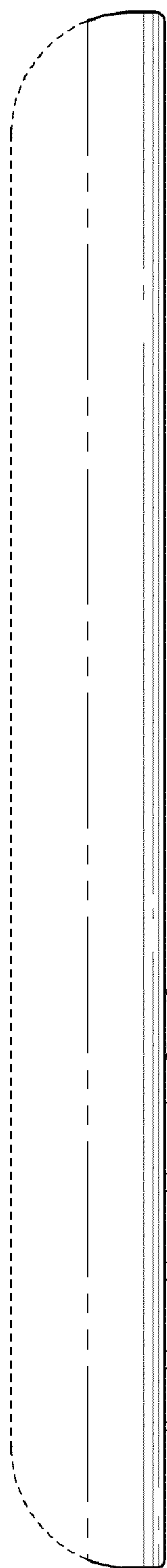


FIG. 4

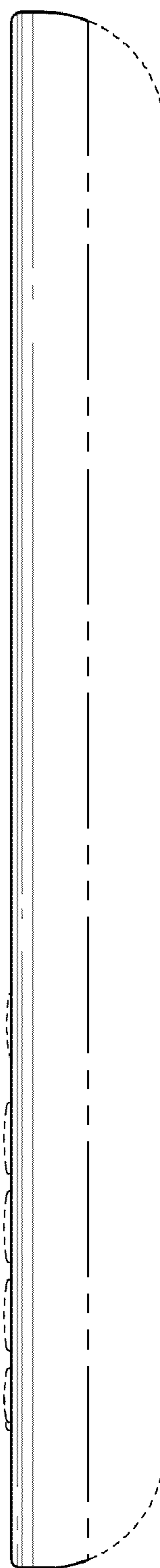


FIG. 5




FIG. 6

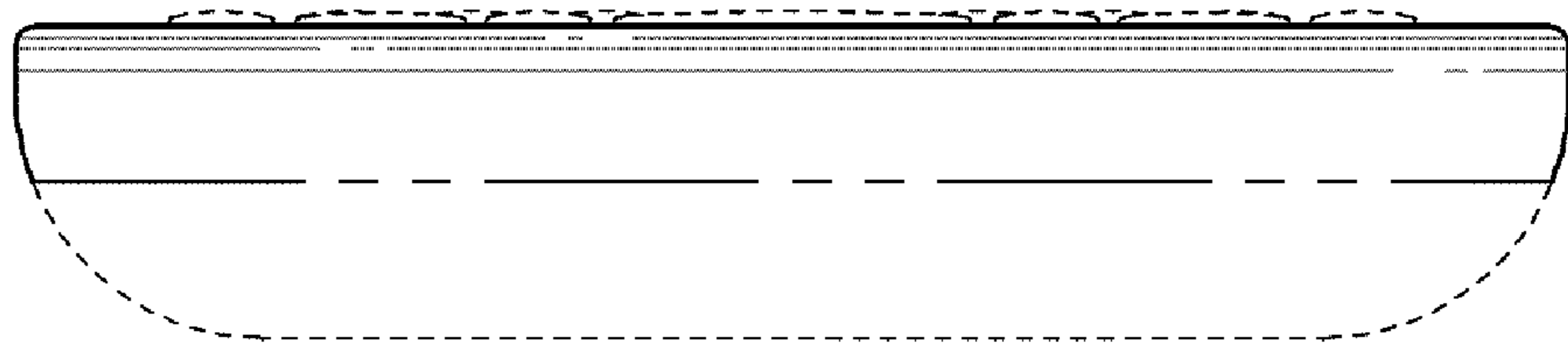


FIG. 7

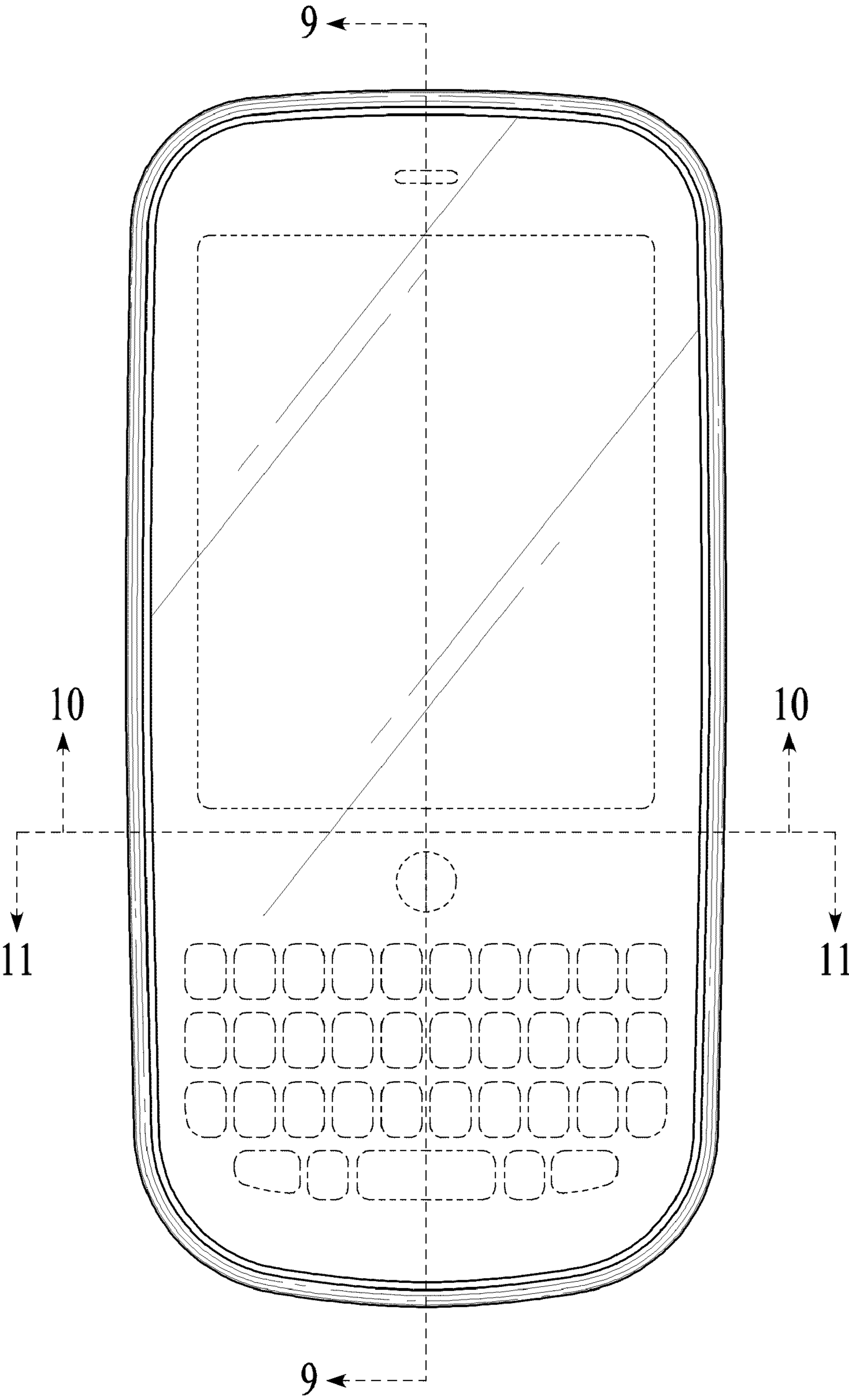


FIG.8

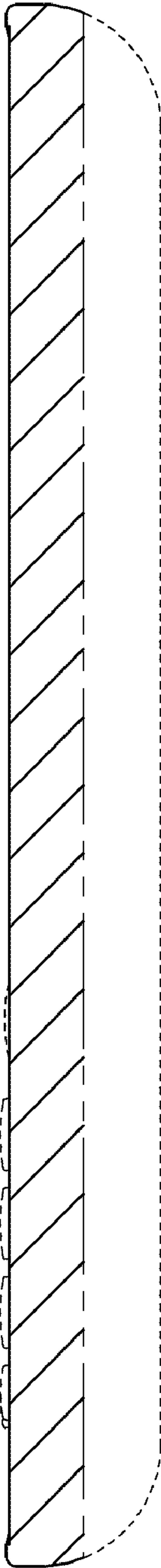


FIG. 9

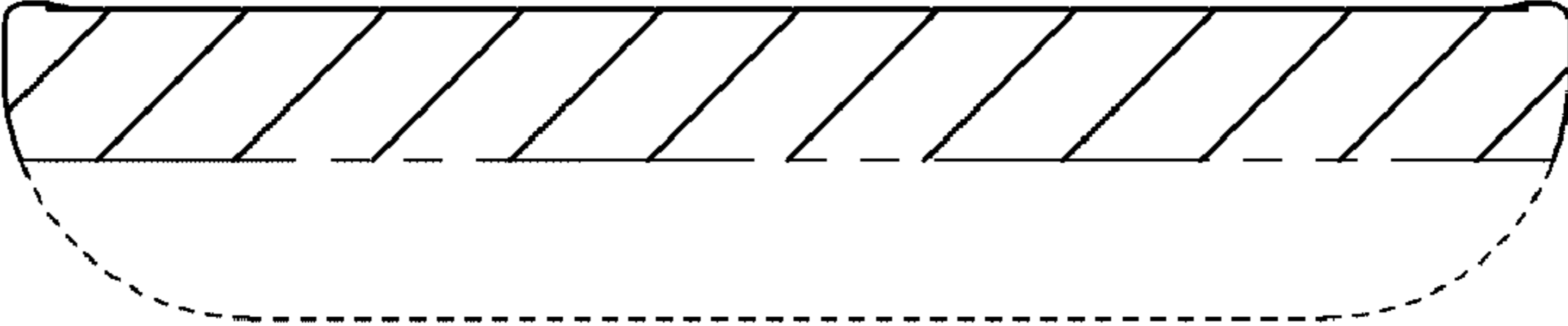


FIG. 10

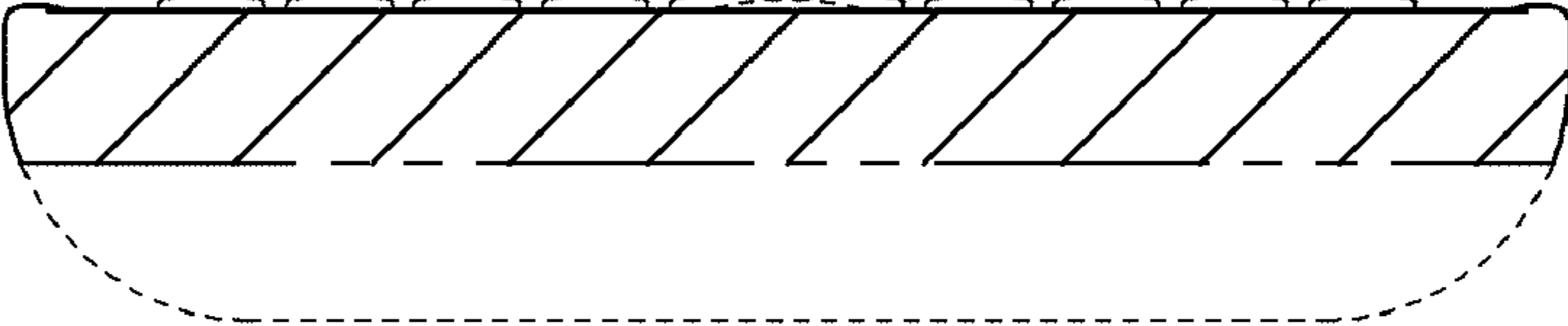


FIG. 11