



US00D615080S

(12) **United States Design Patent**  
**Wang**

(10) **Patent No.:** **US D615,080 S**

(45) **Date of Patent:** **\*\* May 4, 2010**

(54) **NOTEBOOK**

(75) Inventor: **Feng-Chun Wang**, Taipei County (TW)

(73) Assignee: **Quanta Computer Inc.**, Taoyuan Shien (TW)

(\*\*) Term: **14 Years**

(21) Appl. No.: **29/311,492**

(22) Filed: **Apr. 1, 2009**

(30) **Foreign Application Priority Data**

Jan. 21, 2009 (TW) ..... 098300279

(51) **LOC (9) Cl.** ..... **14-02**

(52) **U.S. Cl.** ..... **D14/315**

(58) **Field of Classification Search** ..... D14/391-399,  
D14/315-327, 341-345, 331, 130; D18/1,  
D18/2, 7, 11; 178/17 A, 17 C; 345/102,  
345/104, 156, 163, 168; 341/22, 23; 361/680-686,  
361/679.11, 679.27, 679.06, 679.08; 400/486,  
400/489

See application file for complete search history.

(56) **References Cited**

**U.S. PATENT DOCUMENTS**

D480,079 S \* 9/2003 Miao et al. .... D14/315  
D491,175 S \* 6/2004 Shimano ..... D14/318

D491,934 S \* 6/2004 Shimano et al. .... D14/318  
6,771,494 B2 \* 8/2004 Shimano ..... 361/679.06  
D565,045 S \* 3/2008 Wu et al. .... D14/318  
D578,524 S \* 10/2008 Yoon ..... D14/319  
D586,799 S \* 2/2009 Gluskoter et al. .... D14/315  
2005/0041378 A1 \* 2/2005 Hamada et al. .... 361/680

\* cited by examiner

*Primary Examiner*—Freda S Nunn

(74) *Attorney, Agent, or Firm*—Rabin & Berdo, P.C.

(57) **CLAIM**

The ornamental design for a notebook, as shown and described.

**DESCRIPTION**

FIG. 1 is a perspective view of a notebook showing my new design;

FIG. 2 is a front view thereof;

FIG. 3 is a rear view thereof;

FIG. 4 is a left side view thereof;


FIG. 5 is a right side view thereof;

FIG. 6 is a top view thereof;

FIG. 7 is a bottom view thereof; and,

FIG. 8 is a perspective view showing a notebook of my design in use.

**1 Claim, 5 Drawing Sheets**






FIG. 1




FIG. 2

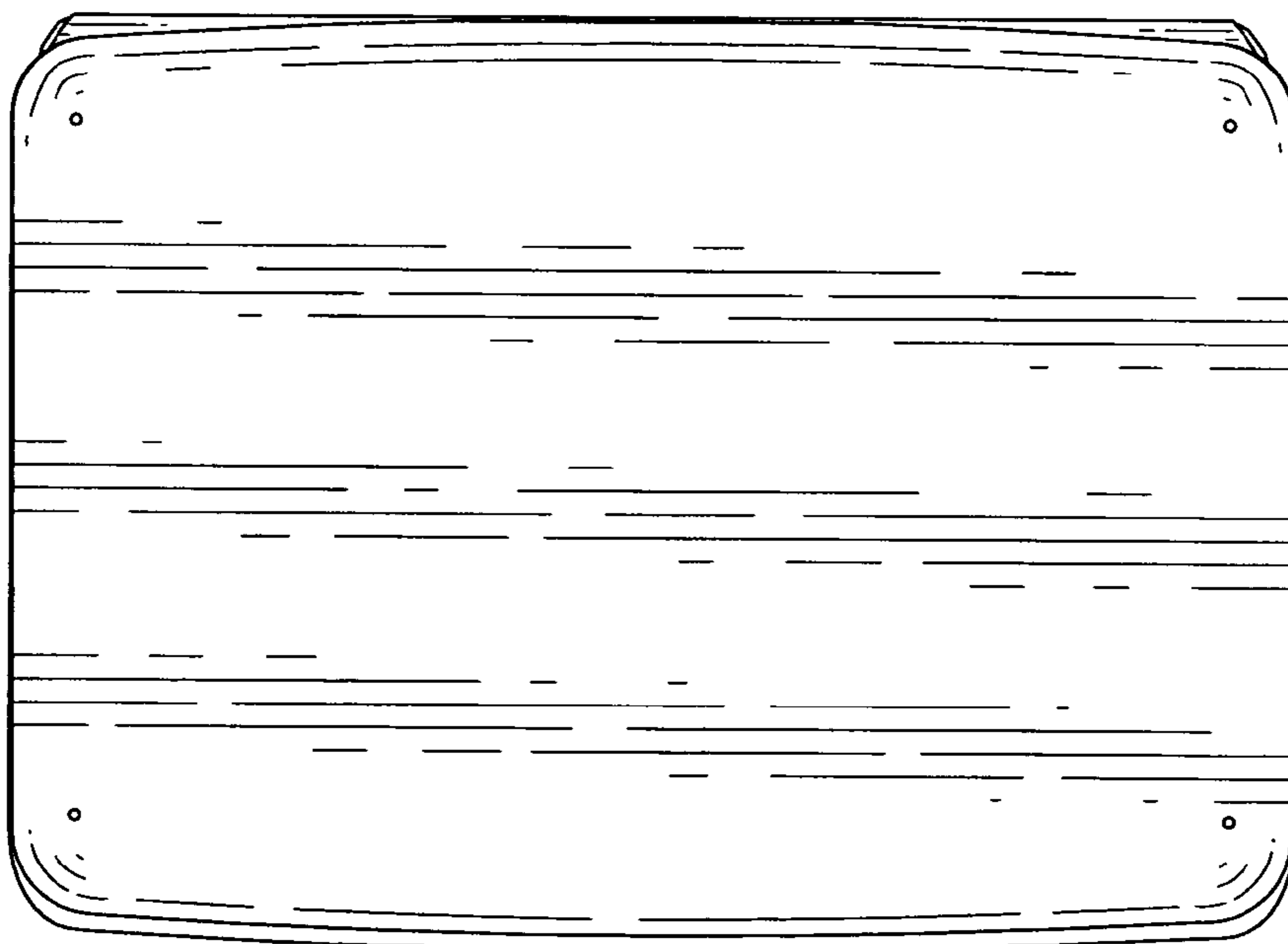


FIG. 3



FIG. 4



FIG. 5

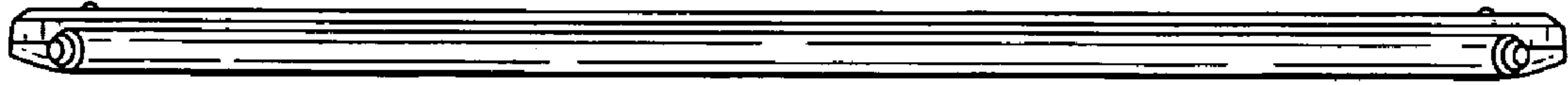


FIG. 6

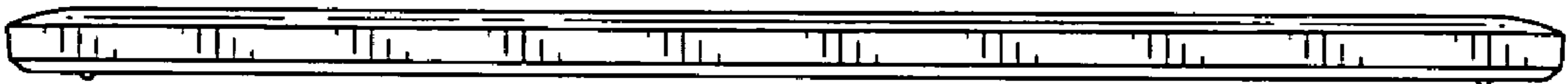


FIG. 7

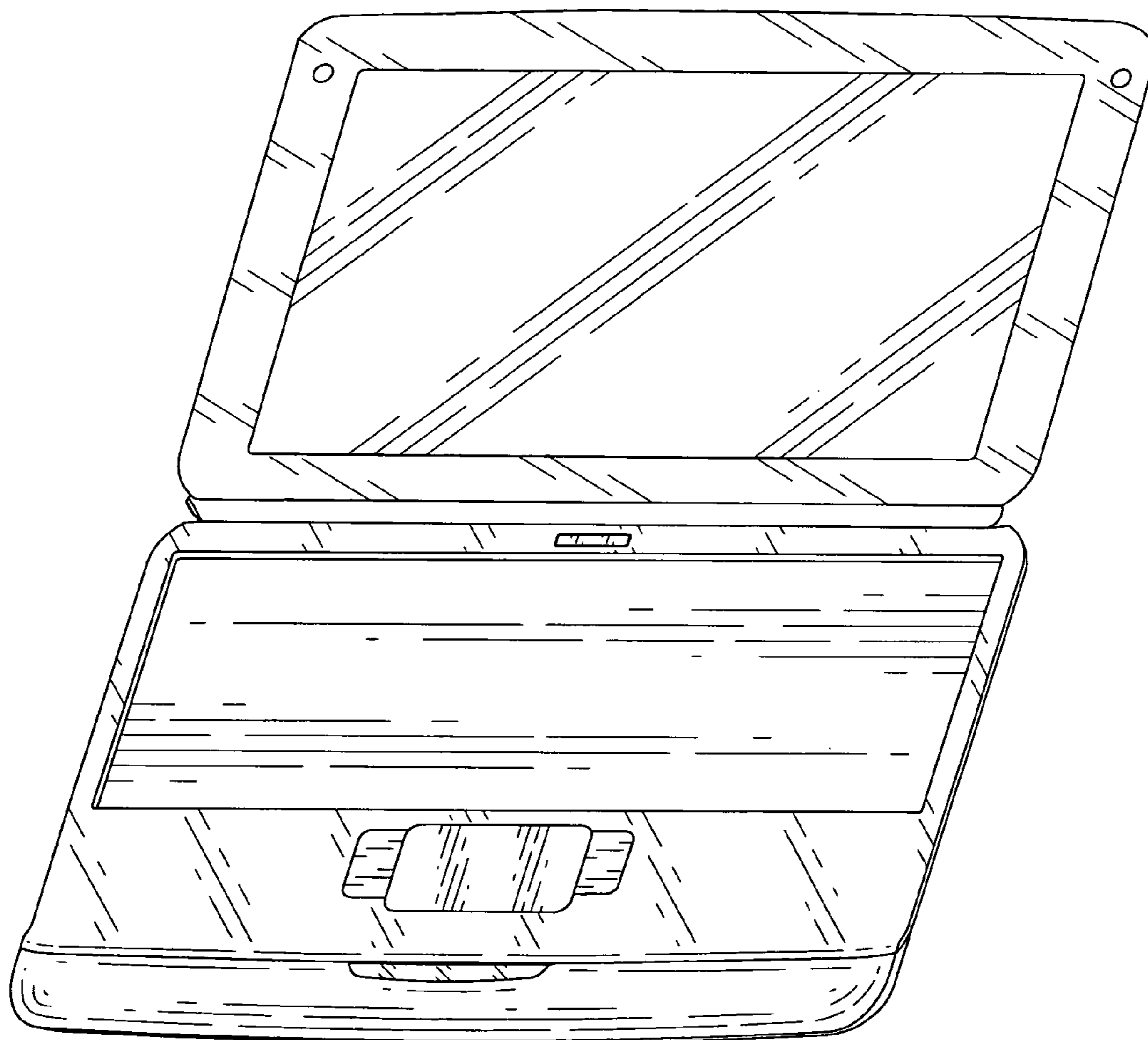


FIG. 8