



US00D615002S

(12) **United States Design Patent**
Norman

(10) **Patent No.:** **US D615,002 S**
(45) **Date of Patent:** **** *May 4, 2010**

(54) **TRIPLE CLAMP FOR A MOTORCYCLE**

7,357,403 B2 * 4/2008 Costa 280/276

(76) Inventor: **Ralph S. Norman**, 8715 Dead Stick Rd.,
San Diego, CA (US) 92154

* cited by examiner

(*) Notice: This patent is subject to a terminal disclaimer.

Primary Examiner—Cathron C Brooks
Assistant Examiner—Linda Brooks

(**) Term: **14 Years**

(74) *Attorney, Agent, or Firm*—Fehr Law Firm; Thompson E. Fehr

(21) Appl. No.: **29/331,437**

(57) **CLAIM**

(22) Filed: **Jan. 26, 2009**

I claim the ornamental design for a triple clamp for a motorcycle, as shown.

(51) **LOC (9) Cl.** **12-01**

(52) **U.S. Cl.** **D12/118**

(58) **Field of Classification Search** D12/110,
D12/114, 117, 118, 223; 180/219; 280/274–280,
280/281.1, 288.1–288.4

DESCRIPTION

See application file for complete search history.

FIG. 1 is a perspective view from slightly above the triple clamp for a motorcycle.

FIG. 2 is a top plan view thereof.

FIG. 3 is a front elevational view thereof; and,

FIG. 4 is a back elevational view thereof.

(56) **References Cited**

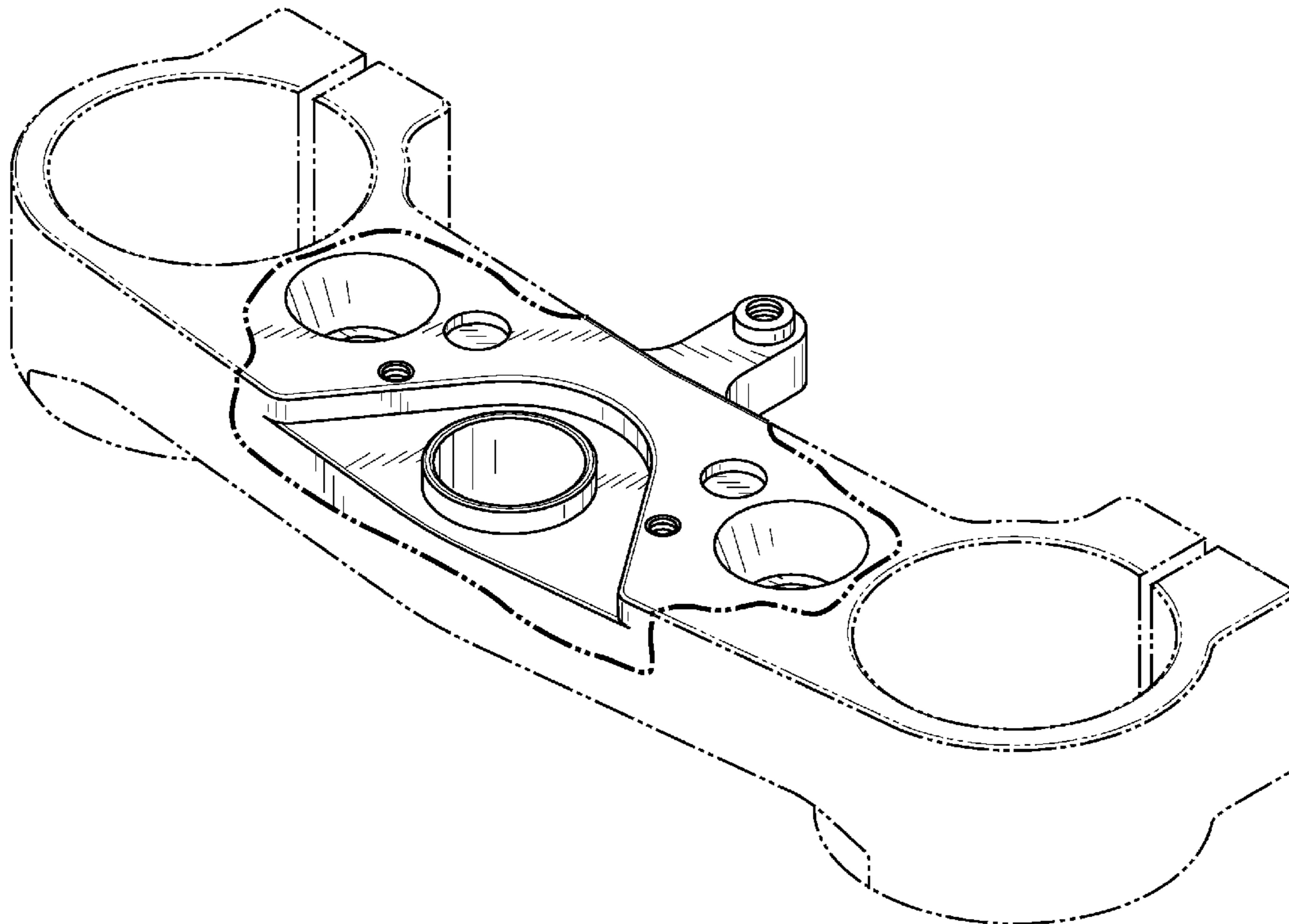
U.S. PATENT DOCUMENTS

6,976,691 B1 * 12/2005 Song et al. 280/279
7,121,568 B2 * 10/2006 Law 280/279
D544,818 S * 6/2007 Costa D12/118

The portions shown in broken lines form no part of the claimed design.

The heavy dash-dot-dot line represents the bounds of the claimed design and forms no part thereof.

1 Claim, 3 Drawing Sheets



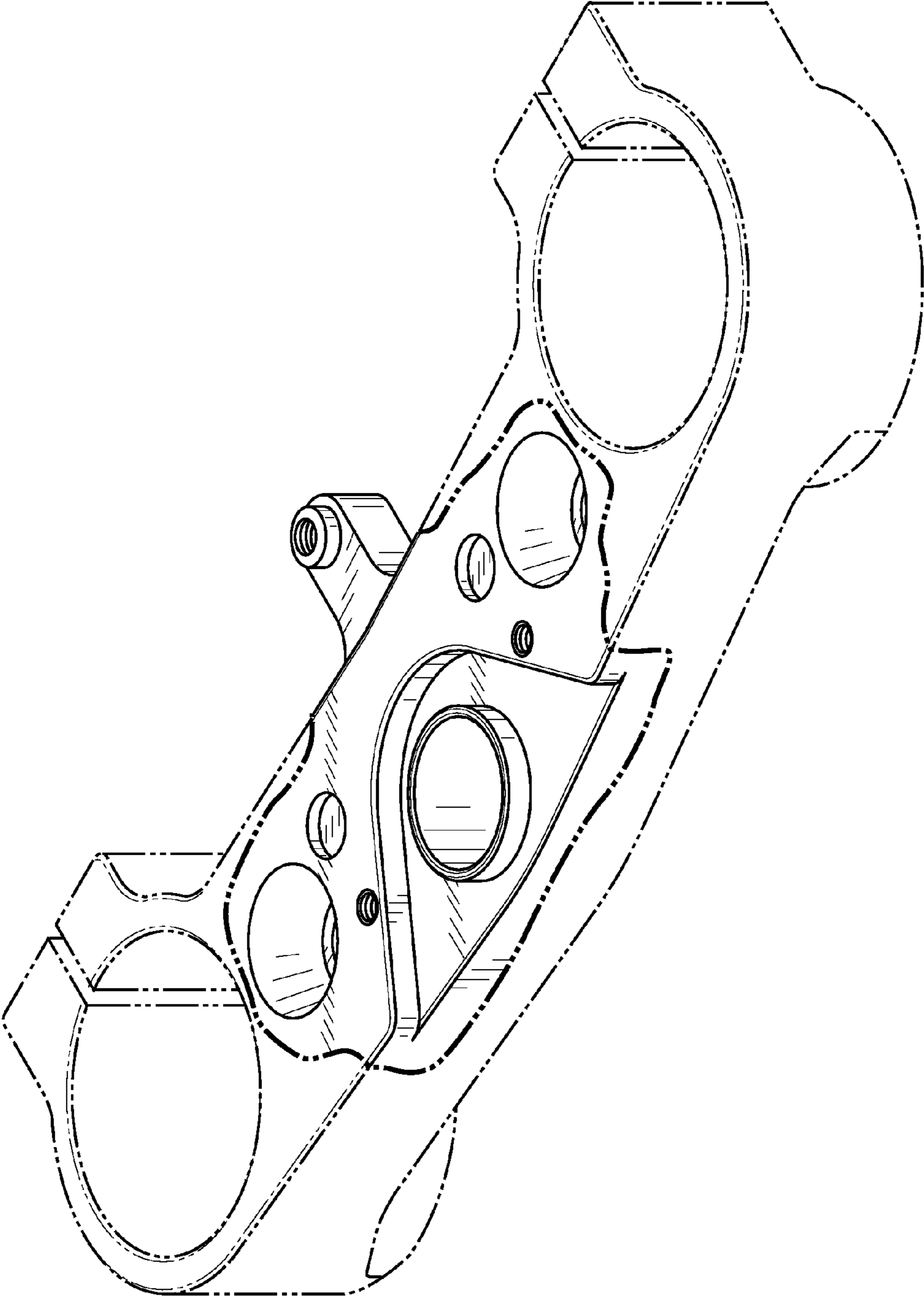


FIG. 1

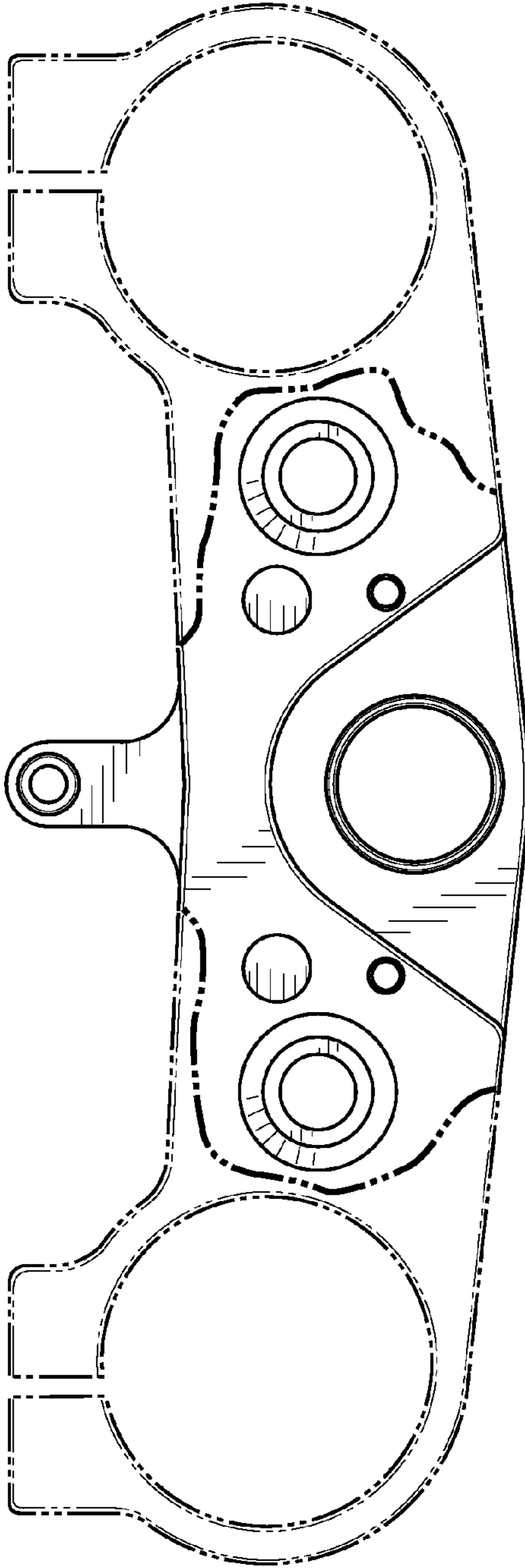


FIG. 2

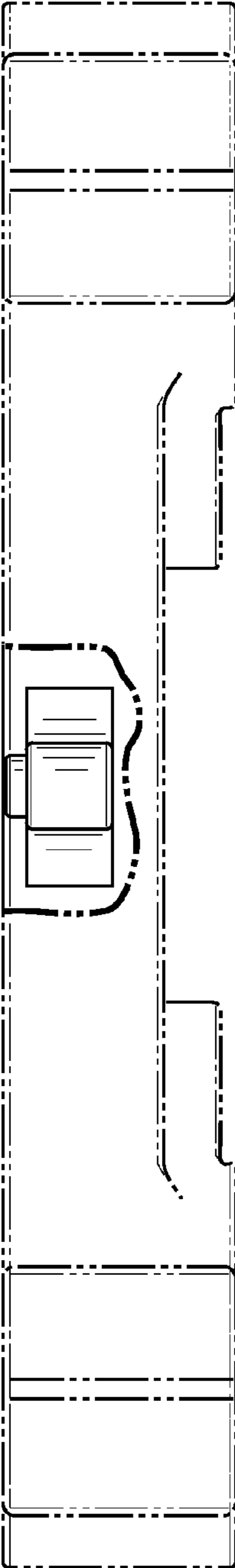


FIG. 3

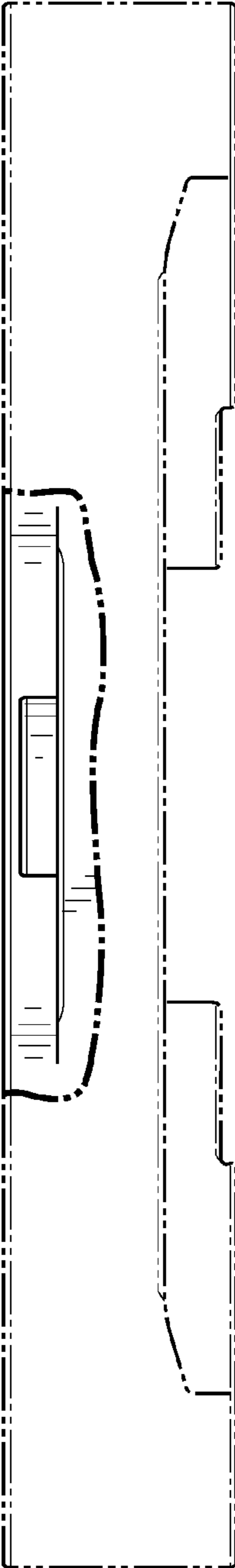


FIG. 4