



US00D615000S

(12) **United States Design Patent**  
**Tako et al.**

(10) **Patent No.:** **US D615,000 S**  
(45) **Date of Patent:** **\*\* May 4, 2010**

(54) **MOTORCYCLE OR MOTORCYCLE REPLICA**

(74) *Attorney, Agent, or Firm*—Westerman, Hattori, Daniels & Adrian, LLP

(75) Inventors: **Kenji Tako**, Wako (JP); **Akira Omae**, Wako (JP); **Teofilo Plaza**, Rome (IT)

(57) **CLAIM**

The ornamental design for a motorcycle or motorcycle replica, as shown and described.

(73) Assignee: **Honda Motor Co., Ltd.**, Tokyo (JP)

(\*\*) Term: **14 Years**

**DESCRIPTION**

(21) Appl. No.: **29/335,475**

(22) Filed: **Apr. 16, 2009**

(30) **Foreign Application Priority Data**

Oct. 17, 2008 (JP) ..... 2008-026850  
Oct. 17, 2008 (JP) ..... 2008-026851

(51) **LOC (9) Cl.** ..... **12-11**

(52) **U.S. Cl.** ..... **D12/110**

(58) **Field of Classification Search** ..... D12/110;  
180/219, 220, 225, 229

See application file for complete search history.

(56) **References Cited**

**U.S. PATENT DOCUMENTS**

D321,676 S *	11/1991	Kitagawa et al.	.....	D12/110
D341,798 S *	11/1993	Murata et al.	.....	D12/110
D403,277 S *	12/1998	Kokubu et al.	.....	D12/110
D470,439 S *	2/2003	Ban et al.	.....	D12/110
D470,800 S *	2/2003	Muta et al.	.....	D12/110
D500,464 S *	1/2005	Ban et al.	.....	D12/110
D531,936 S *	11/2006	Ito et al.	.....	D12/110
D559,739 S *	1/2008	Sawabe et al.	.....	D12/110
D560,561 S *	1/2008	Garcia	.....	D12/110
D564,947 S *	3/2008	Garcia	.....	D12/110
D574,299 S *	8/2008	Kouchi et al.	.....	D12/110
D596,082 S *	7/2009	Ueno et al.	.....	D12/110

\* cited by examiner

*Primary Examiner*—Philip S Hyder  
*Assistant Examiner*—Linda G. Brooks

FIG. 1 is a left, front perspective view of a motorcycle or motorcycle replica showing our new design;  
 FIG. 2 is a right, front perspective view thereof;  
 FIG. 3 is a left, rear perspective view thereof;  
 FIG. 4 is a right, rear, perspective view thereof;  
 FIG. 5 is a left side, elevational view thereof;  
 FIG. 6 is right side, elevational view thereof;  
 FIG. 7 is a front elevational view thereof;  
 FIG. 8 is a rear elevational view thereof;  
 FIG. 9 is a top, plan view thereof;  
 FIG. 10 is a bottom, plan view thereof;  
 FIG. 11 is a left, front perspective view of a second embodiment of the motorcycle or motorcycle replica showing our new design;  
 FIG. 12 is a right, front perspective view thereof;  
 FIG. 13 is a left, rear perspective view thereof;  
 FIG. 14 is a right, rear perspective view thereof;  
 FIG. 15 is a left, side elevational view thereof;  
 FIG. 16 is a right, side elevational view thereof;  
 FIG. 17 is a front elevational view thereof;  
 FIG. 18 is a rear elevational view thereof;  
 FIG. 19 is a top, plan view thereof; and,  
 FIG. 20 is a bottom, plan view thereof.

**1 Claim, 20 Drawing Sheets**





FIG. 1






FIG. 2




FIG. 3




FIG. 4






FIG. 5




FIG. 6




FIG. 7

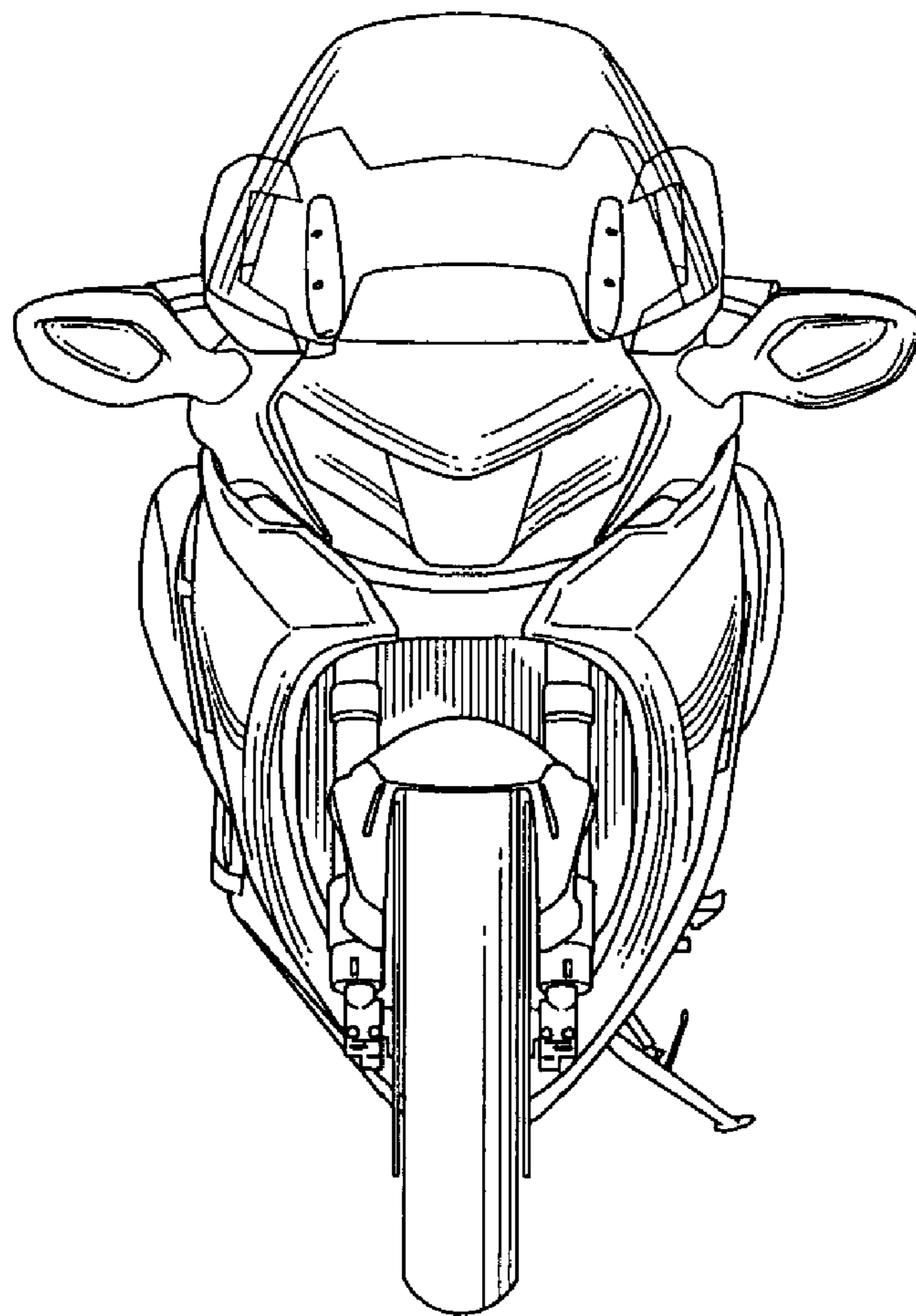




FIG. 8




FIG. 9

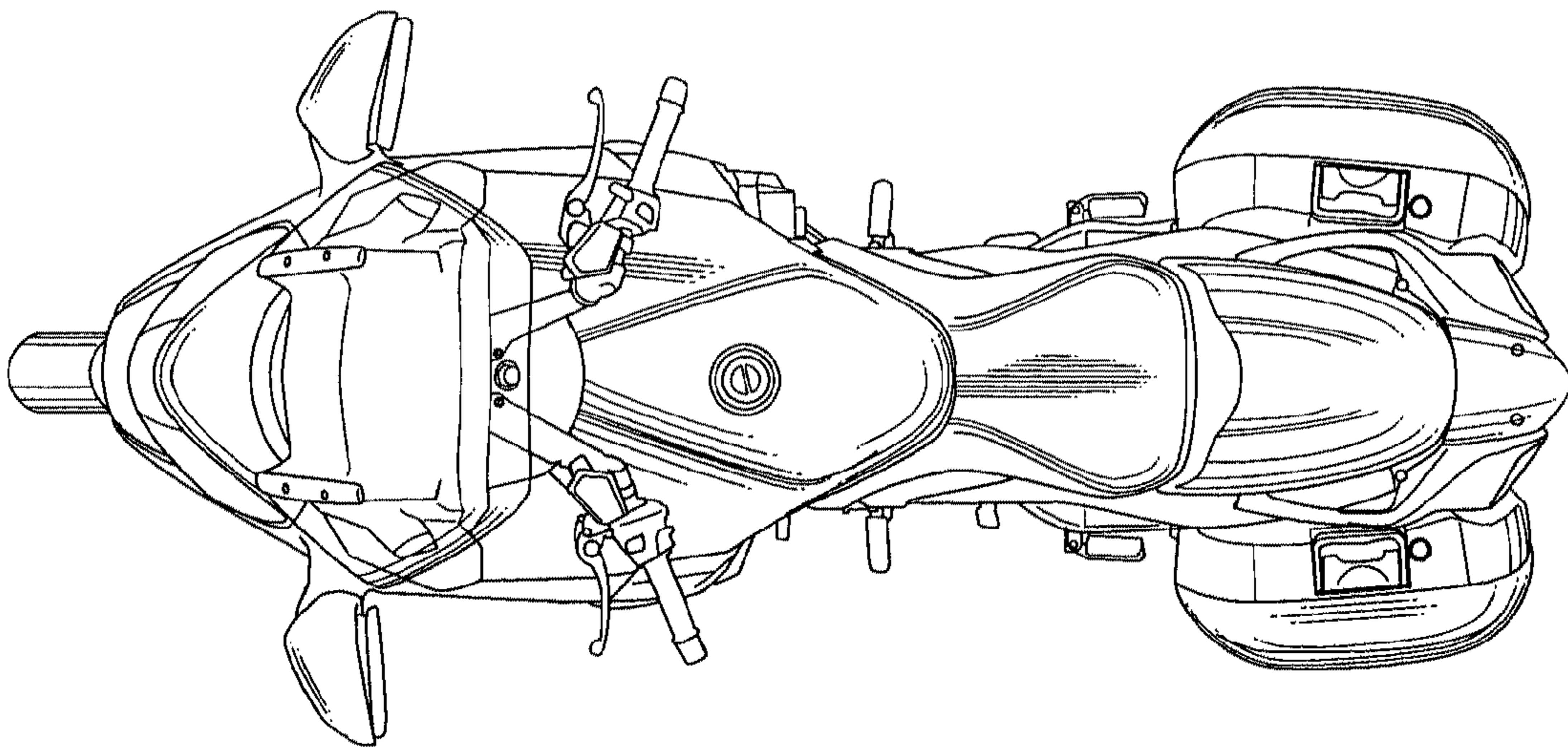


FIG. 10

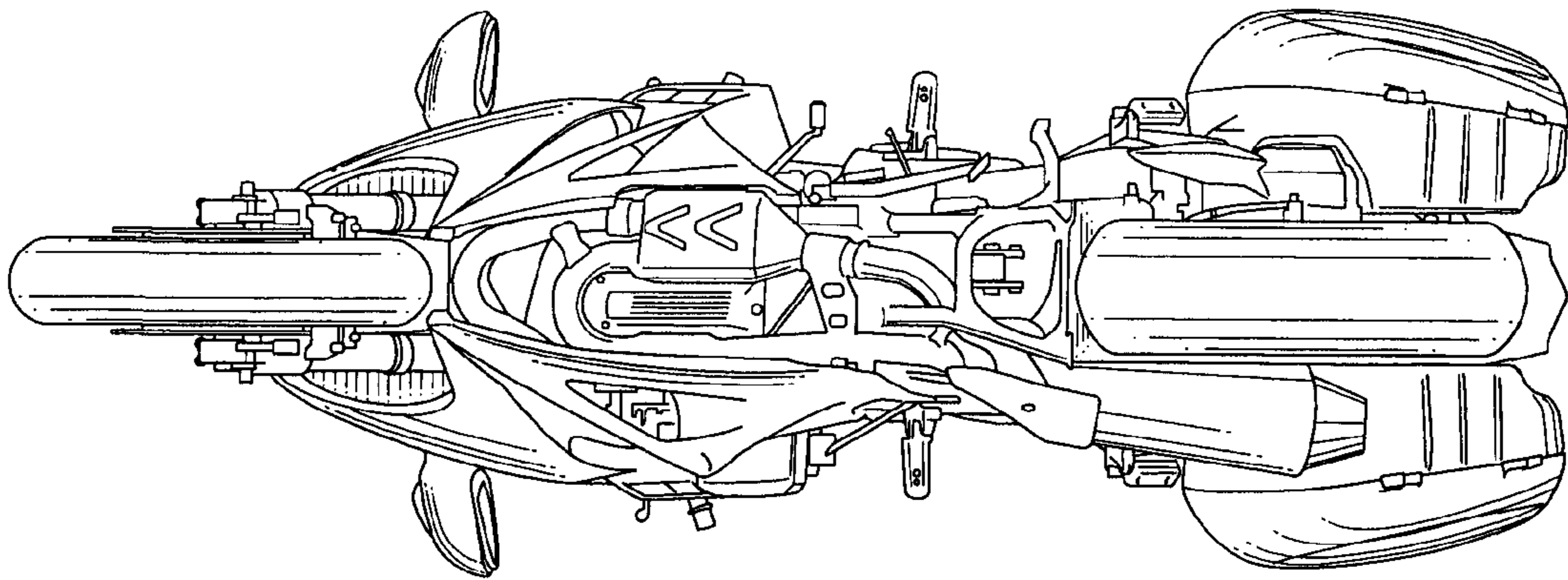




FIG. 11




FIG. 12




FIG. 13






FIG. 14




FIG. 15




FIG. 16






FIG. 17

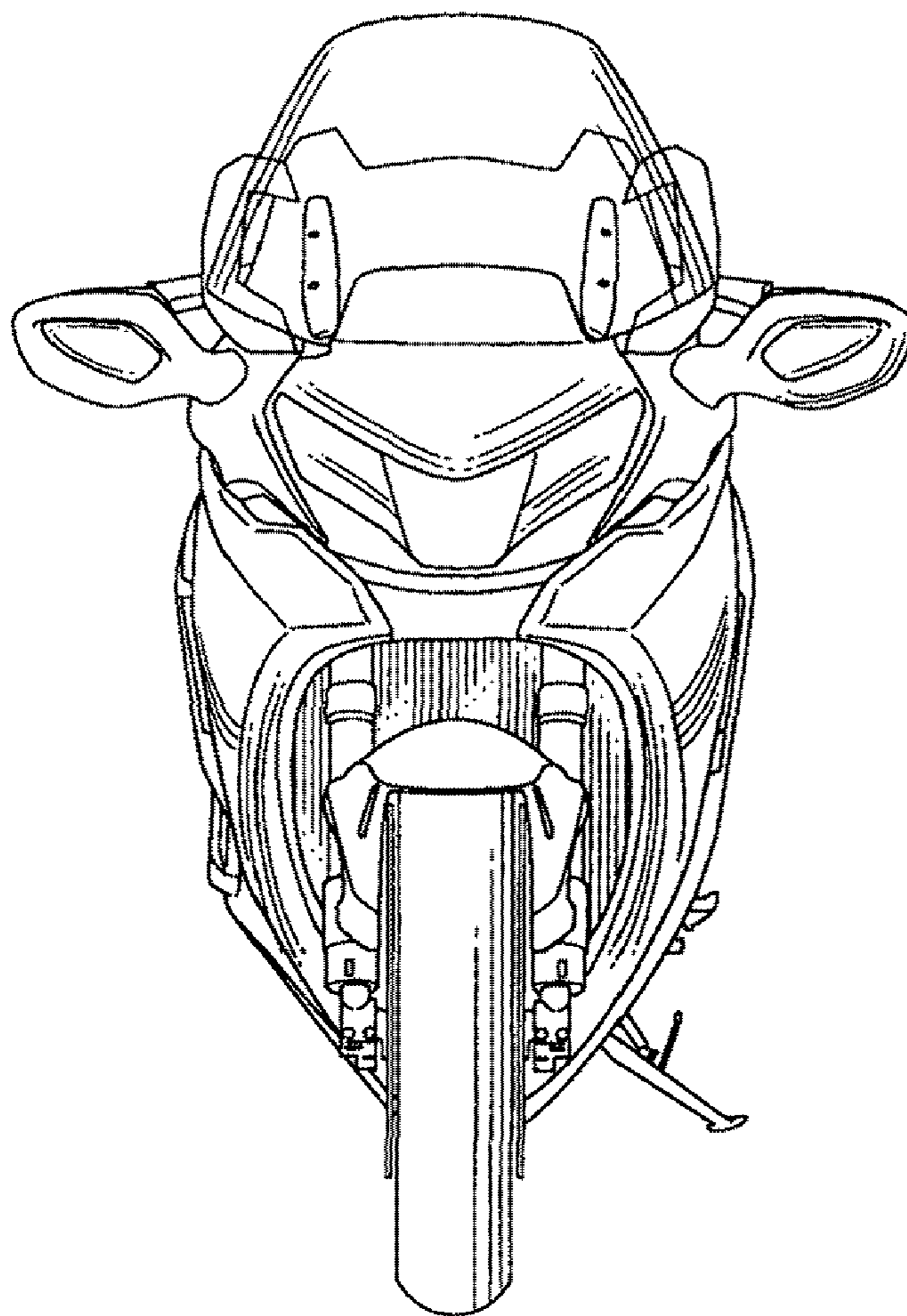


FIG. 18

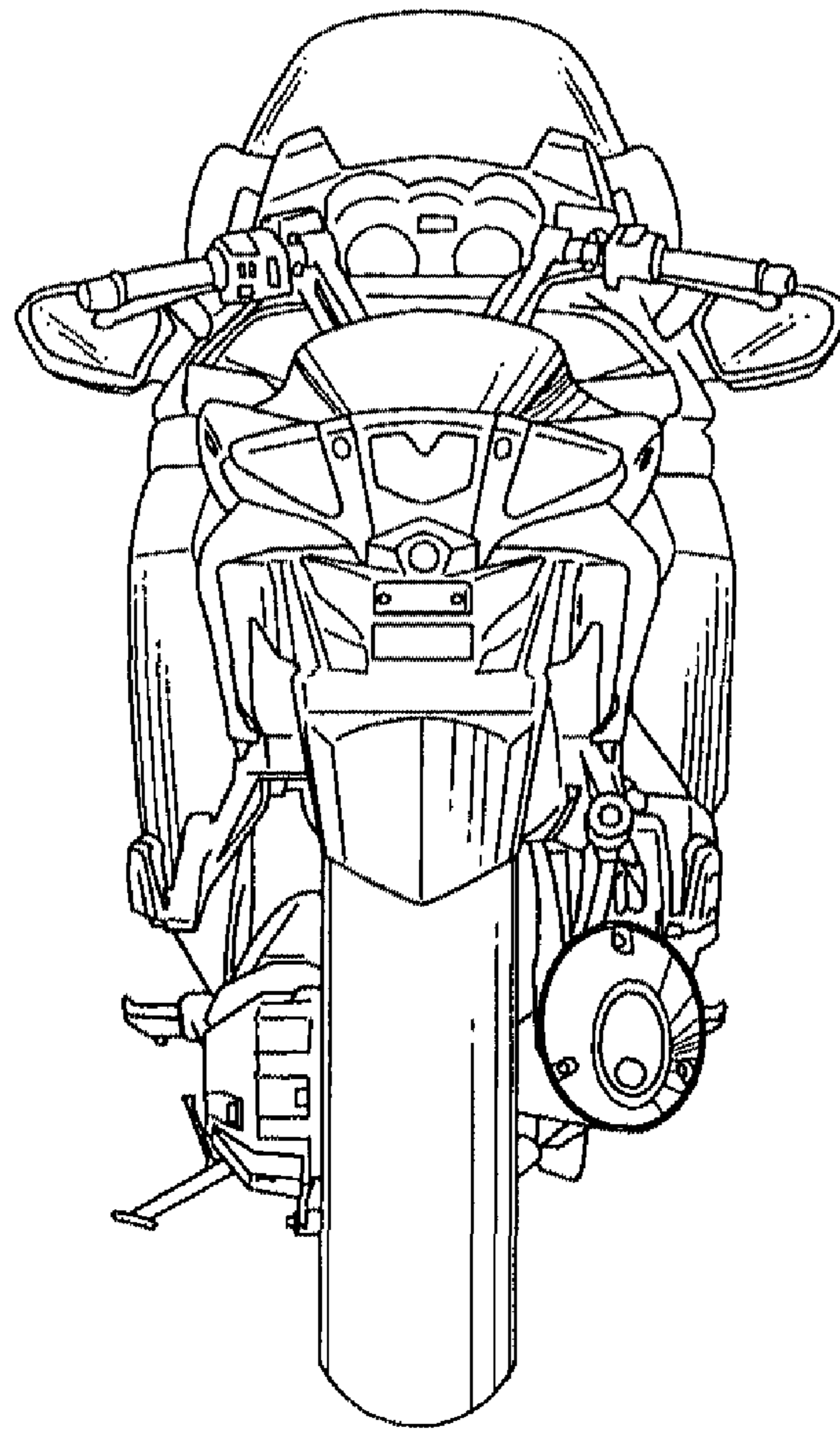


FIG. 19

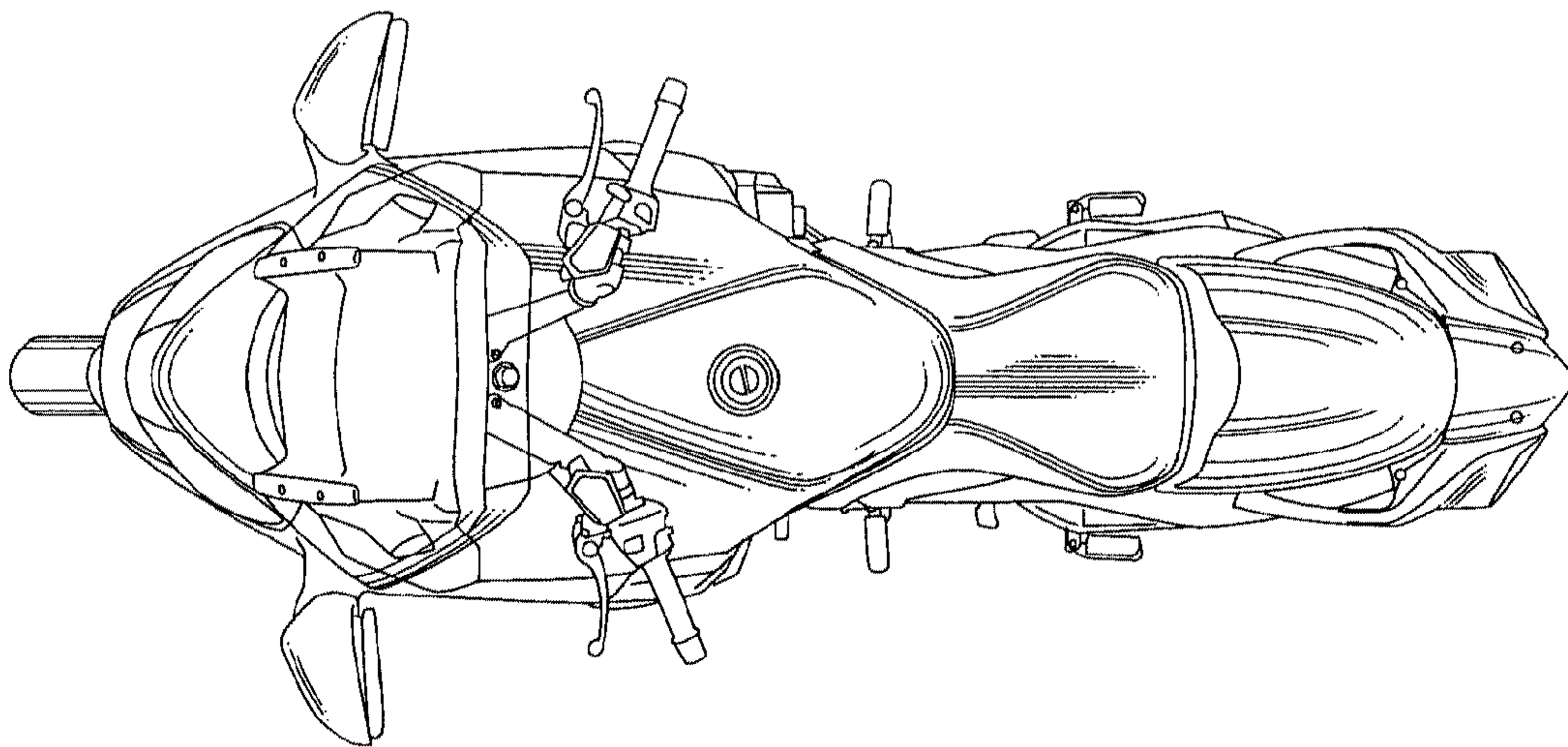




FIG. 20

