



US00D614996S

(12) **United States Design Patent**
Huang

(10) **Patent No.:** **US D614,996 S**

(45) **Date of Patent:** **** May 4, 2010**

(54) **STERNUM BUCKLE**

(75) Inventor: **Yinghao Huang**, Shanghai (CN)

(73) Assignee: **Illinois Tool Works Inc.**, Glenview, IL
(US)

(**) Term: **14 Years**

(21) Appl. No.: **29/324,317**

(22) Filed: **Sep. 10, 2008**

(30) **Foreign Application Priority Data**

Apr. 21, 2008 (CN) 2008 3 0119613

(51) **LOC (9) Cl.** **02-07**

(52) **U.S. Cl.** **D11/216**

(58) **Field of Classification Search** D11/200,
D11/214, 215, 216, 218; D8/331; D3/215,
D3/221; 297/484; 280/801.1; 24/196, 115 F,
24/163 R, 170, 171, 173, 177-179, 316, 326,
24/616, 644, 615, 625, 575, 591.1

See application file for complete search history.

(56) **References Cited**

U.S. PATENT DOCUMENTS

130,565	A *	8/1872	Bussey	24/170
3,514,816	A *	6/1970	Inoue	74/828
4,928,364	A *	5/1990	Ikeda	24/614
D313,205	S *	12/1990	Mejias	D11/215
D341,335	S *	11/1993	Himbeeck	D11/215
D447,090	S *	8/2001	Kamagata et al.	D11/218
D447,979	S *	9/2001	Anscher	D11/216
D447,980	S *	9/2001	Kawamura	D11/216
6,553,637	B1 *	4/2003	Chen	24/614

D479,151	S *	9/2003	Hamilton	D11/216
D479,486	S *	9/2003	Uehara et al.	D11/216
6,760,958	B2 *	7/2004	Tejima	24/616
D568,783	S *	5/2008	Yang et al.	D11/216
D576,517	S *	9/2008	Kawaguchi	D11/216
D593,902	S *	6/2009	Yoshiguchi	D11/216
D595,184	S *	6/2009	Yoshiguchi	D11/216
D597,441	S *	8/2009	Uehara	D11/216

* cited by examiner

Primary Examiner—Paula Greene

(74) *Attorney, Agent, or Firm*—Lowe Hauptman Ham & Berner LLP

(57) **CLAIM**

The ornamental design for a sternum buckle, as shown and described.

DESCRIPTION

FIG. 1 is a perspective view of a sternum buckle in accordance with the new design;

FIG. 2 is a top plan view of the sternum buckle;

FIG. 3 is a bottom plan view of the sternum buckle;

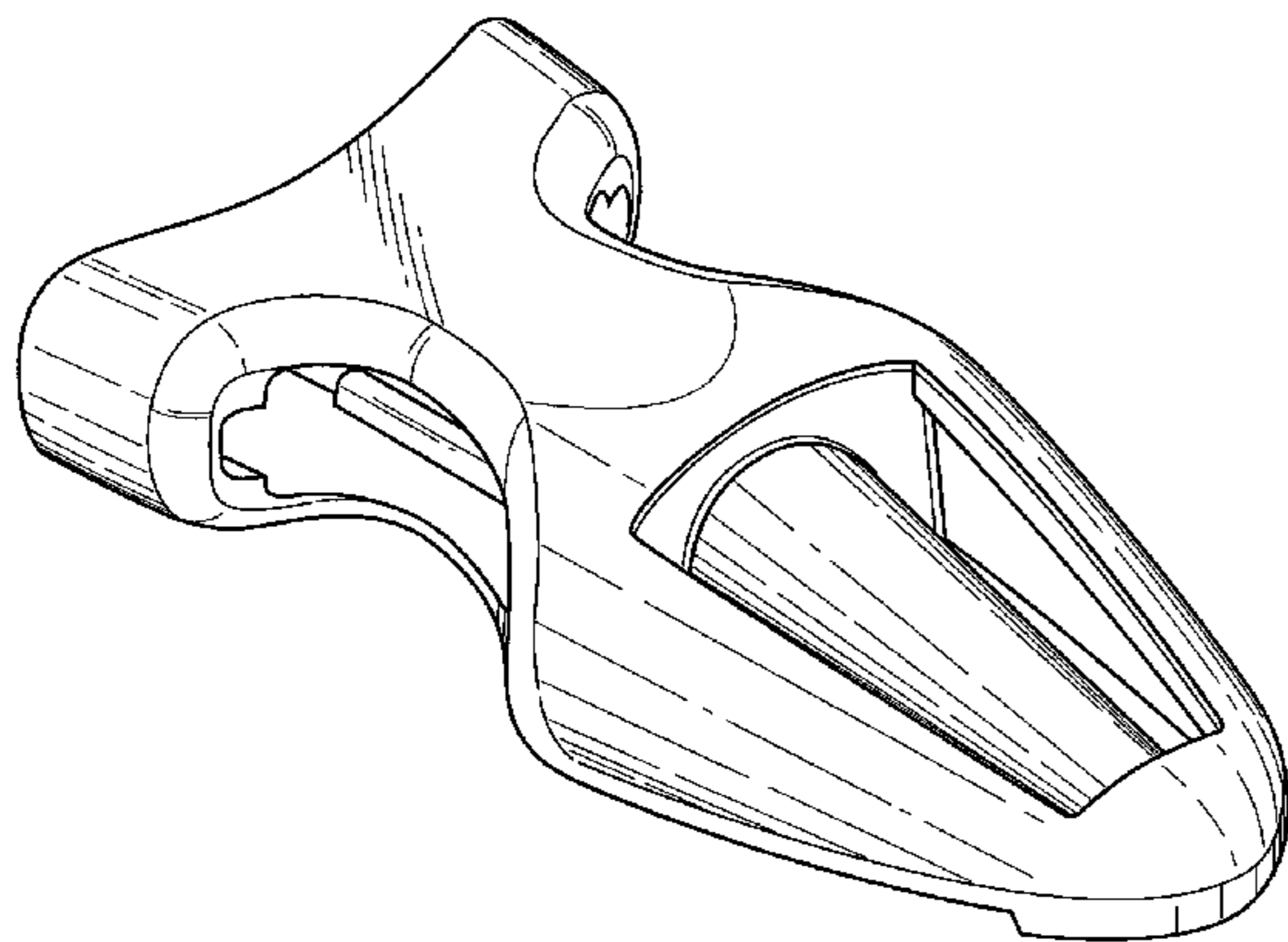
FIG. 4 is a left side elevational view of the sternum buckle, the right side elevational view being mirror image of the left view;

FIG. 5 is a front end elevational view of the sternum buckle; and,

FIG. 6 is a back end elevational view of the sternum buckle.

The broken lines in the drawings form no part of the claimed design.

1 Claim, 4 Drawing Sheets



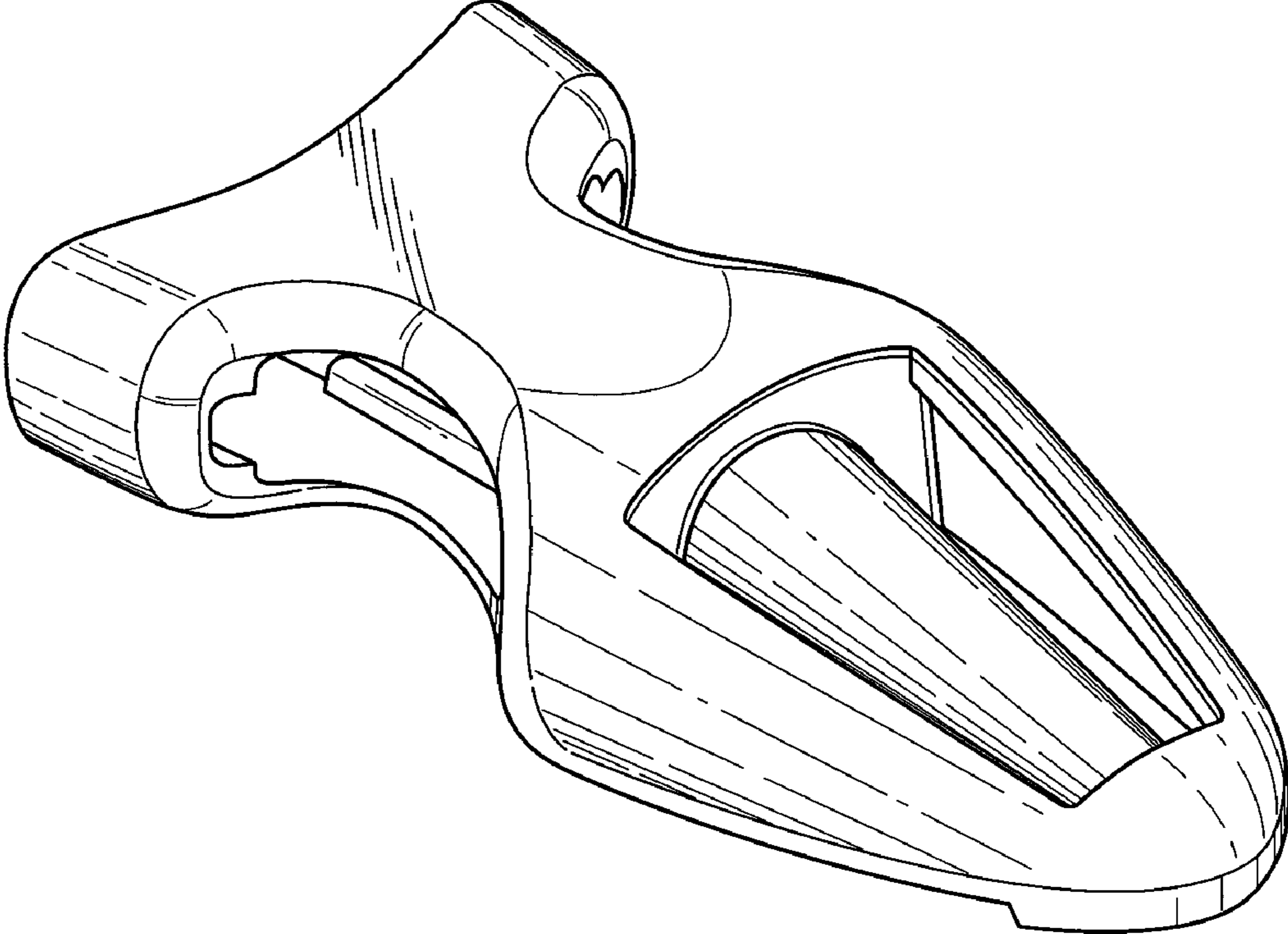


Fig. 1

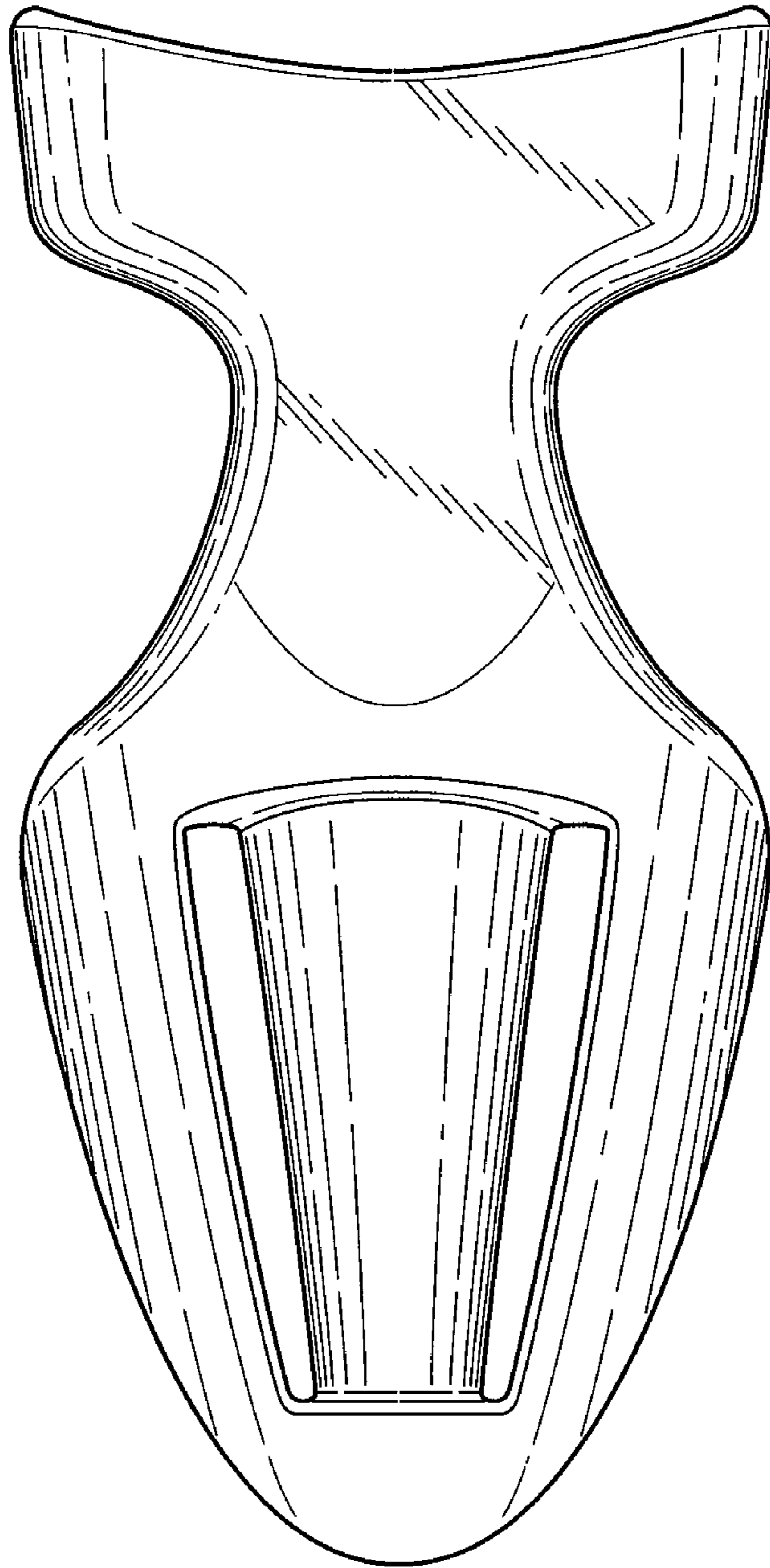


Fig. 2

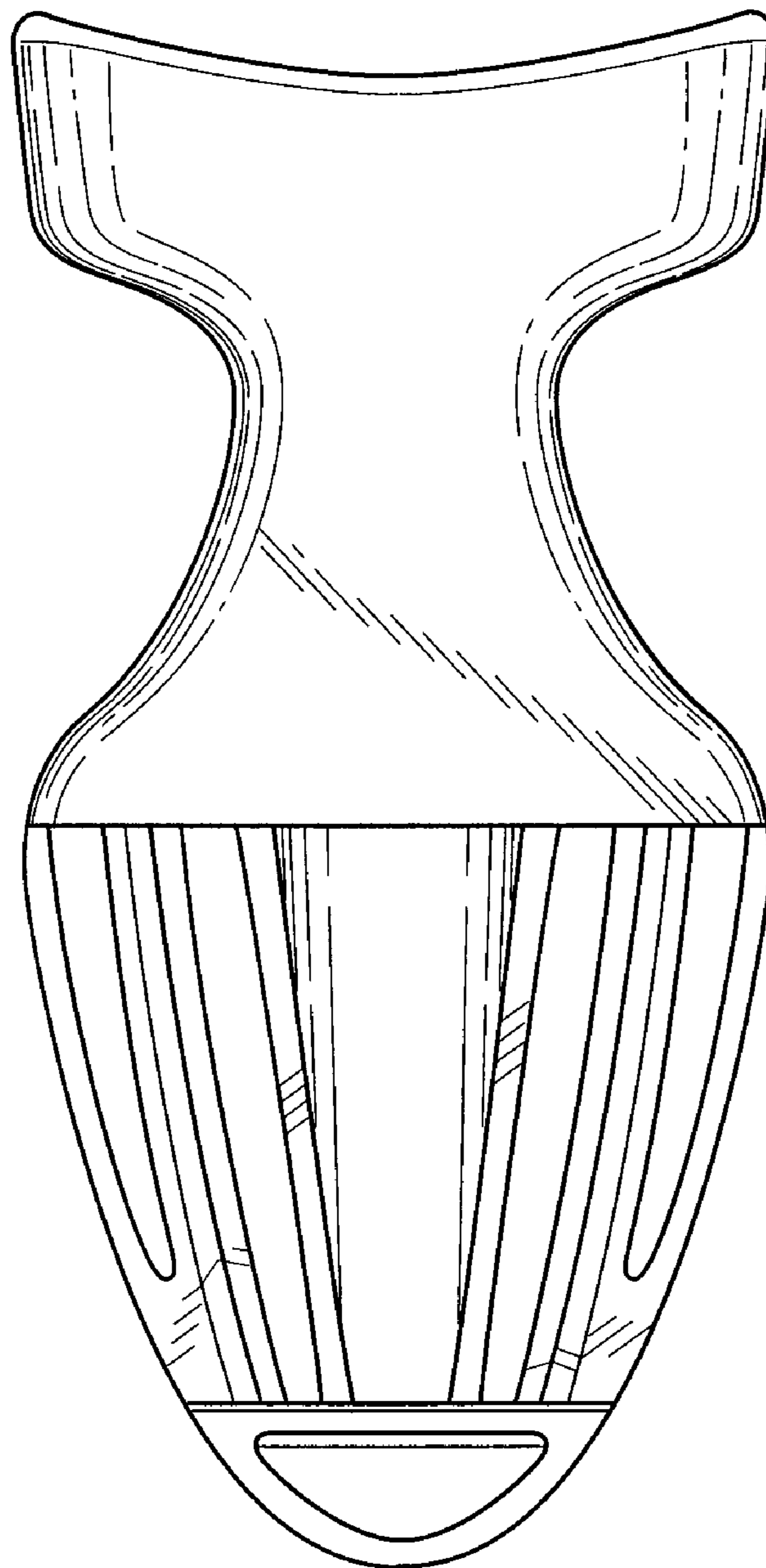


Fig. 3




Fig. 4

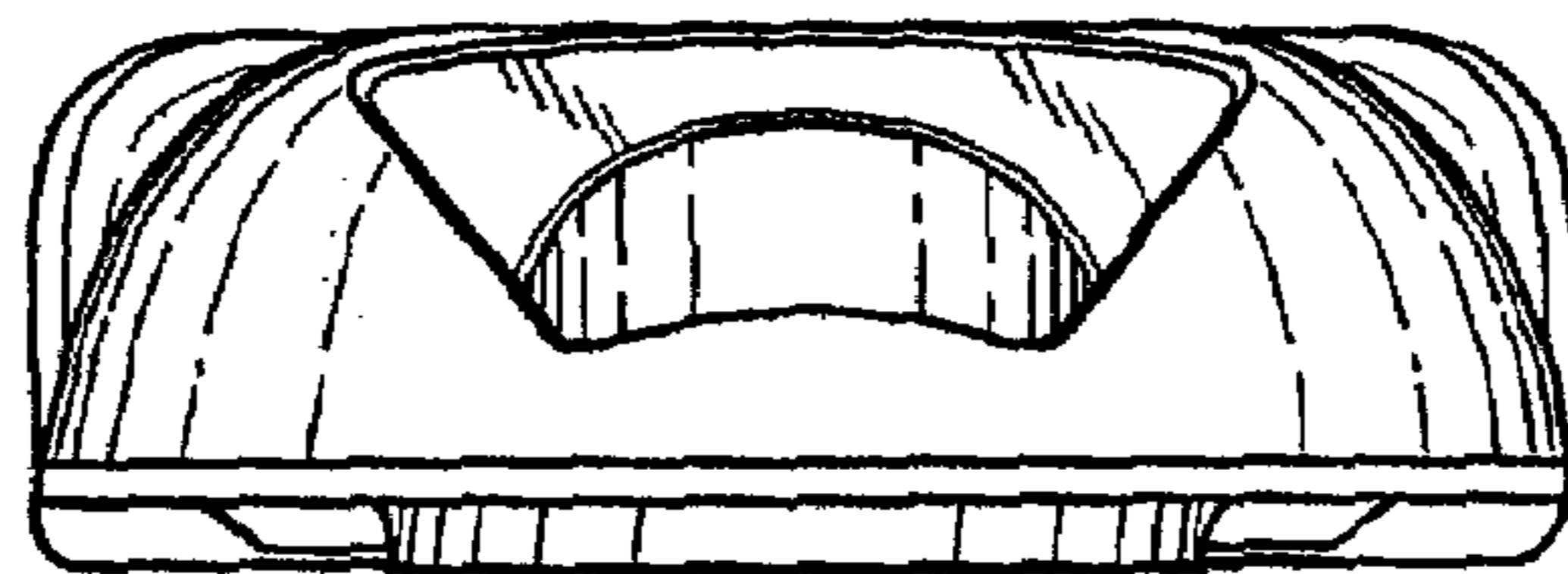


Fig. 5

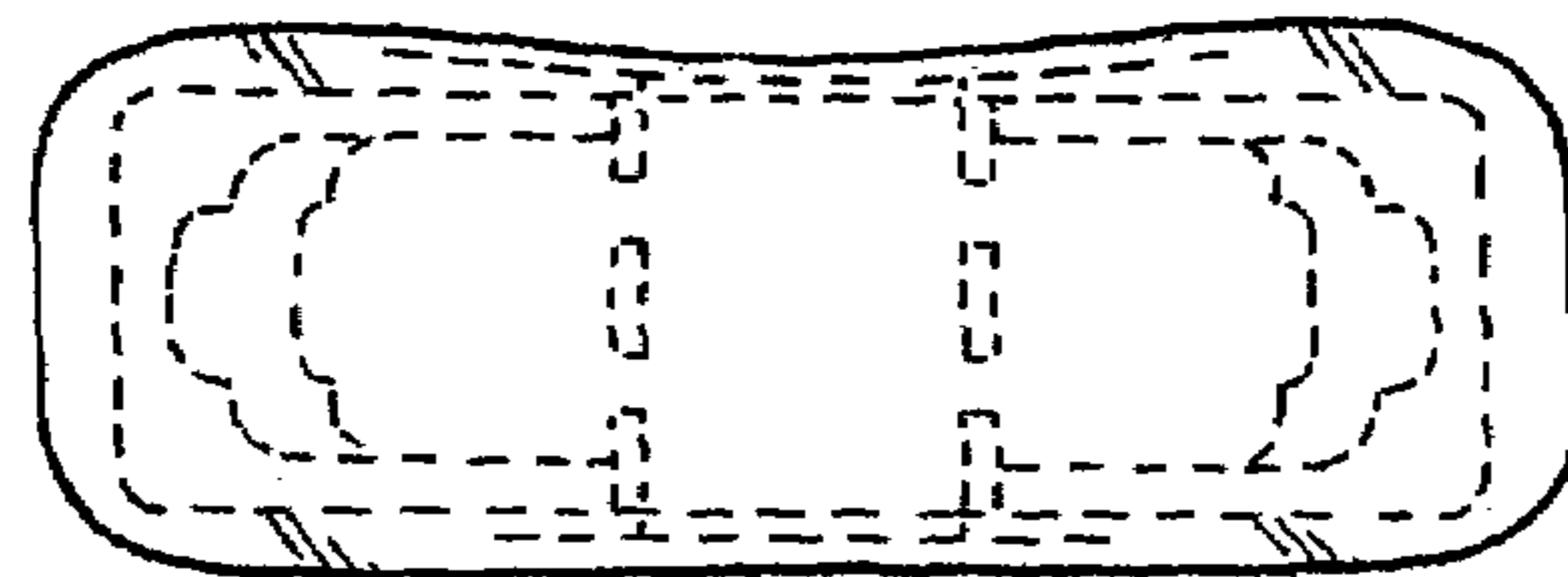


Fig. 6