



US00D614995S

(12) **United States Design Patent**
Pontaoe

(10) **Patent No.:** **US D614,995 S**

(45) **Date of Patent:** **** May 4, 2010**

(54) **CHORD HOOK AND STRAP ATTACHMENT**

(75) Inventor: **John Pontaoe**, Chicago, IL (US)

(73) Assignee: **Illinois Tool Works Inc.**, Glenview, IL (US)

(**) Term: **14 Years**

(21) Appl. No.: **29/346,530**

(22) Filed: **Nov. 2, 2009**

(51) **LOC (9) Cl.** **02-07**

(52) **U.S. Cl.** **D11/212**

(58) **Field of Classification Search** D11/1-2,
D11/200-201, 203-206, 210, 212, 214-219,
D11/222, 224, 226; 24/163 R, 169-171,
24/173, 177-179, 191, 194-195, 197, 200
See application file for complete search history.

(56) **References Cited**

U.S. PATENT DOCUMENTS

- 6,170,130 B1 1/2001 Hamilton et al.
- D467,198 S * 12/2002 Yoshiguchi D11/200
- D544,400 S * 6/2007 Yoshiguchi D11/200
- D568,782 S * 5/2008 Yang et al. D11/200

OTHER PUBLICATIONS

Pack Hook, Part No. #606-0125, Available Form ITW Nexus, Des Plaines, IL.

* cited by examiner

Primary Examiner—Ralf Seifert

(74) *Attorney, Agent, or Firm*—Mark W. Croll; Paul F. Donovan

(57) **CLAIM**

The ornamental design for a chord hook and strap attachment, as shown and described.

DESCRIPTION

FIG. 1 is a perspective view of a cord hook and strap attachment device showing the new design;

FIG. 2 is a top view thereof;

FIG. 3 is a bottom view thereof;

FIG. 4 is a front end view thereof;

FIG. 5 is a left side view thereof;

FIG. 6 is a back end view thereof, and,

FIG. 7 is a right side view thereof.

1 Claim, 7 Drawing Sheets






FIG. 1




FIG. 2

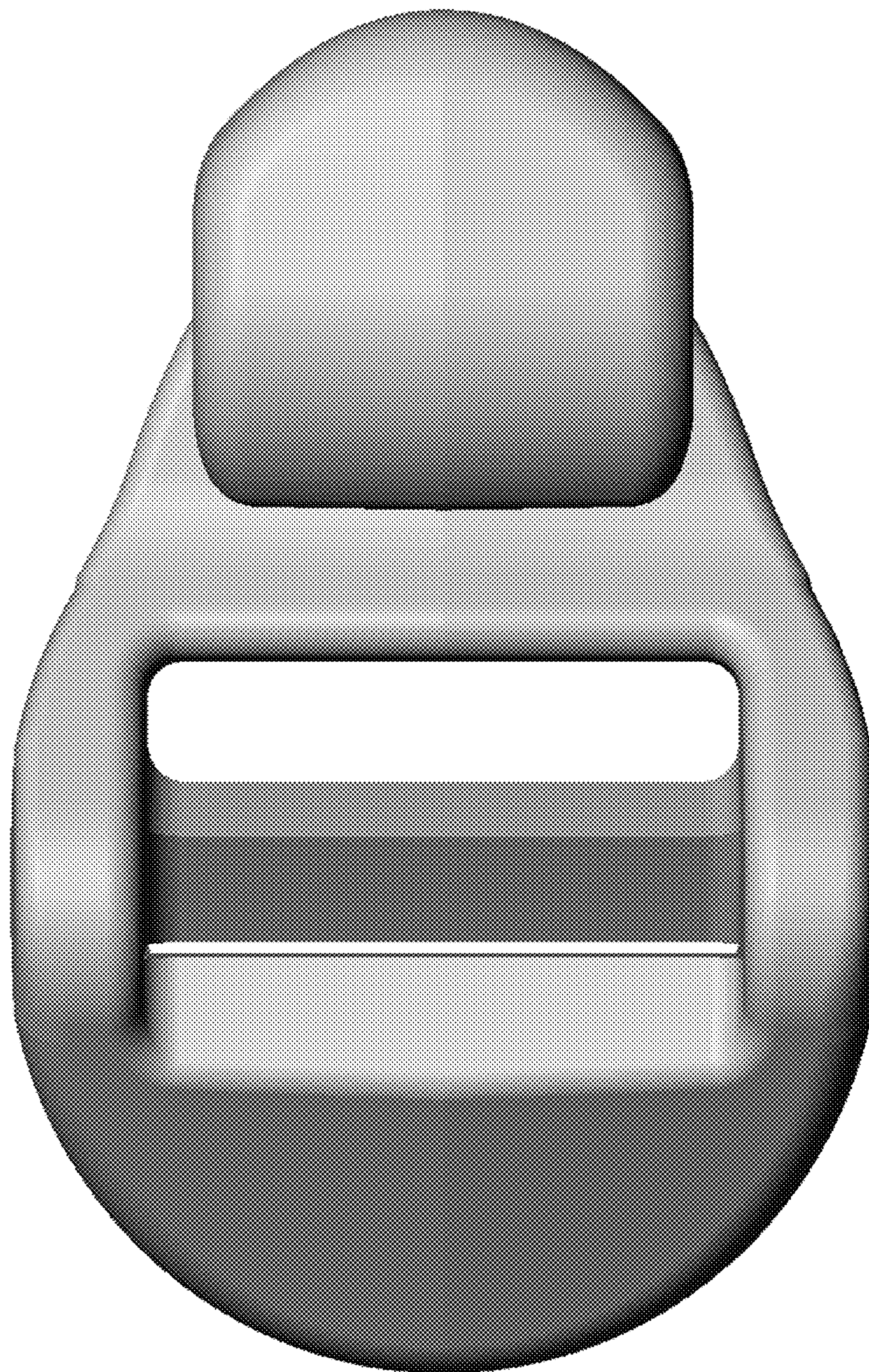


FIG. 3




FIG. 4

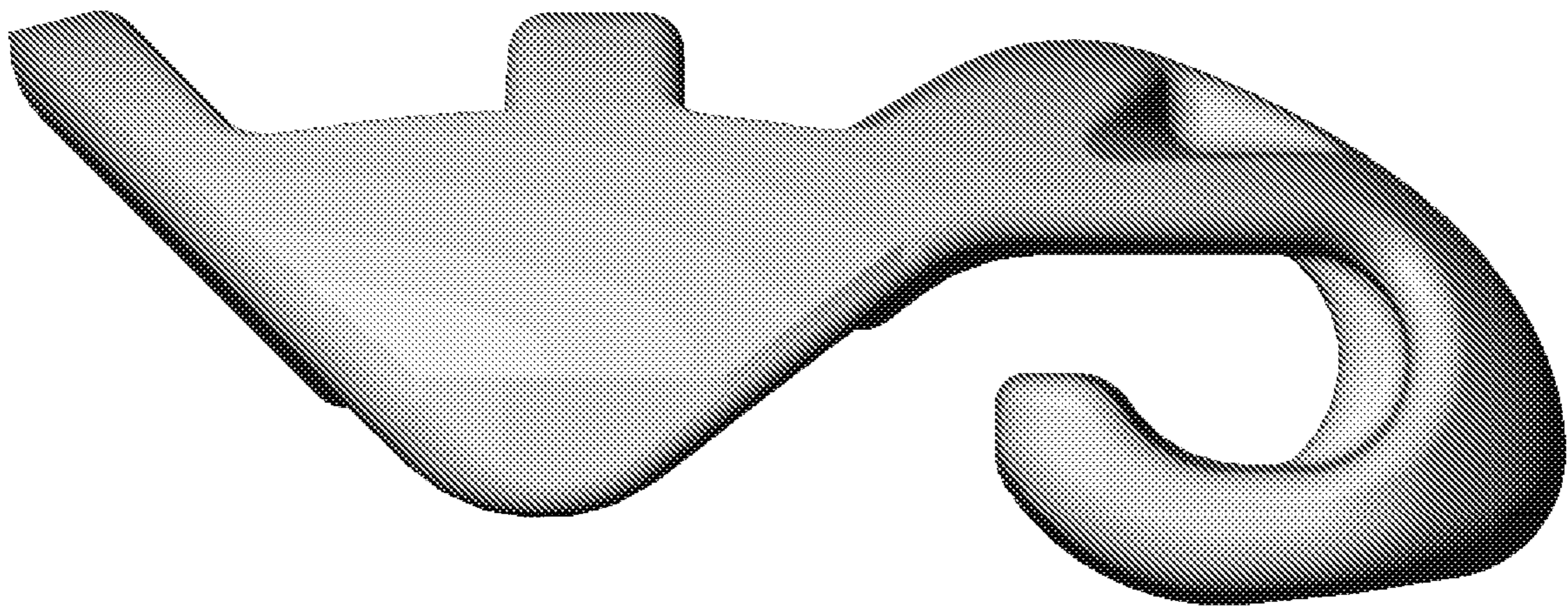


FIG. 5




FIG. 6

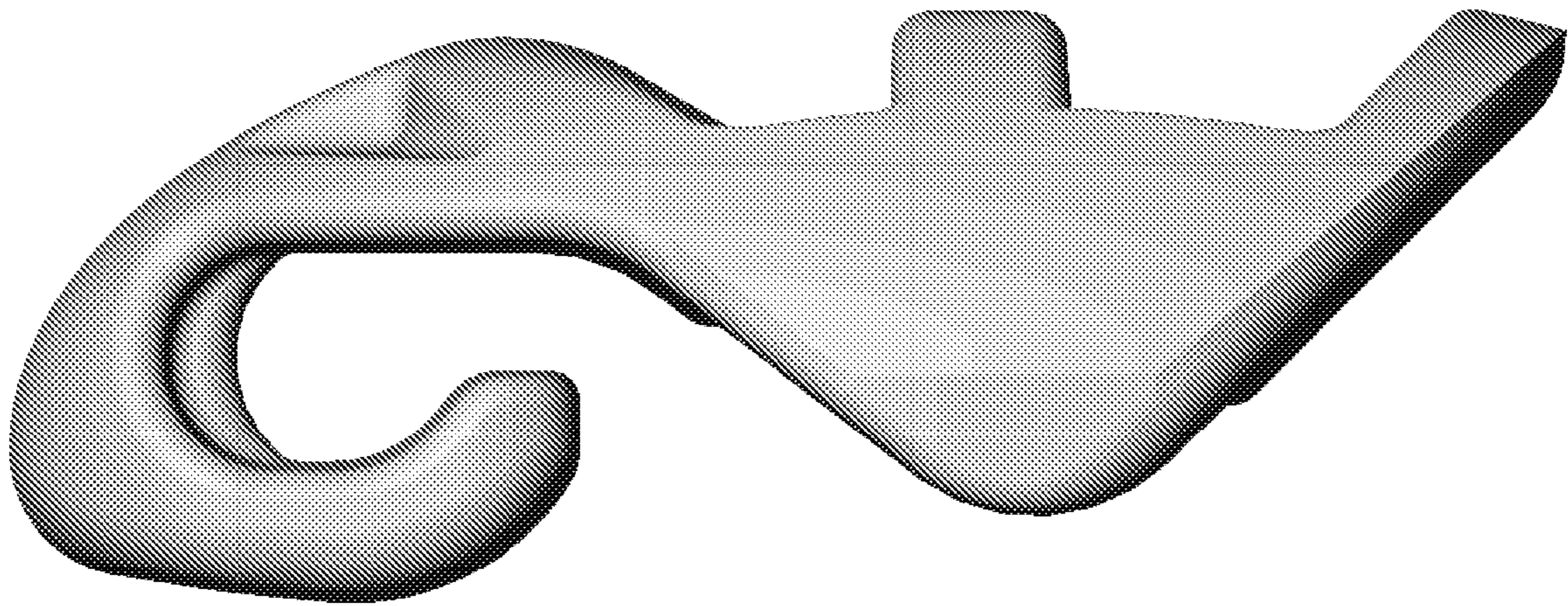


FIG. 7