



US00D614975S

(12) **United States Design Patent**
Fisher

(10) **Patent No.:** **US D614,975 S**

(45) **Date of Patent:** **** May 4, 2010**

(54) **THERMOSTAT FRONT HOUSING**
(75) Inventor: **Matthew T. Fisher**, Reno, NV (US)
(73) Assignee: **Tim Simon, Inc.**, San Francisco, CA (US)
(**) Term: **14 Years**

D584,645 S 1/2009 Li
D592,982 S * 5/2009 Burt et al. D10/50
D595,160 S * 6/2009 Fisher et al. D10/50
D598,305 S * 8/2009 Li et al. D10/50
2006/0186214 A1 8/2006 Simon et al.
2006/0192022 A1 8/2006 Barton et al.
2006/0196953 A1 9/2006 Simon et al.
2008/0185451 A1 8/2008 Simon et al.

(21) Appl. No.: **29/342,090**
(22) Filed: **Aug. 18, 2009**

* cited by examiner

Primary Examiner—Antoine D Davis
(74) *Attorney, Agent, or Firm*—James F. Hann; Haynes Beffel & Wolfeld LLP

(51) **LOC (9) Cl.** **10-04**
(52) **U.S. Cl.** **D10/50**
(58) **Field of Classification Search** D10/49-50;
236/5, 46 R-46 F, 47, 49.3, 51, 84, 94; 340/7.21-7.24,
340/7.32, 825.6, 825.72, 539.1, 539.11, 539.14,
340/539.21, 539.26, 426.21, 584, 589, 870.17;
374/167; 400/485; 455/420, 226.1
See application file for complete search history.

(57) **CLAIM**

The ornamental design for a thermostat front housing, as shown and described.

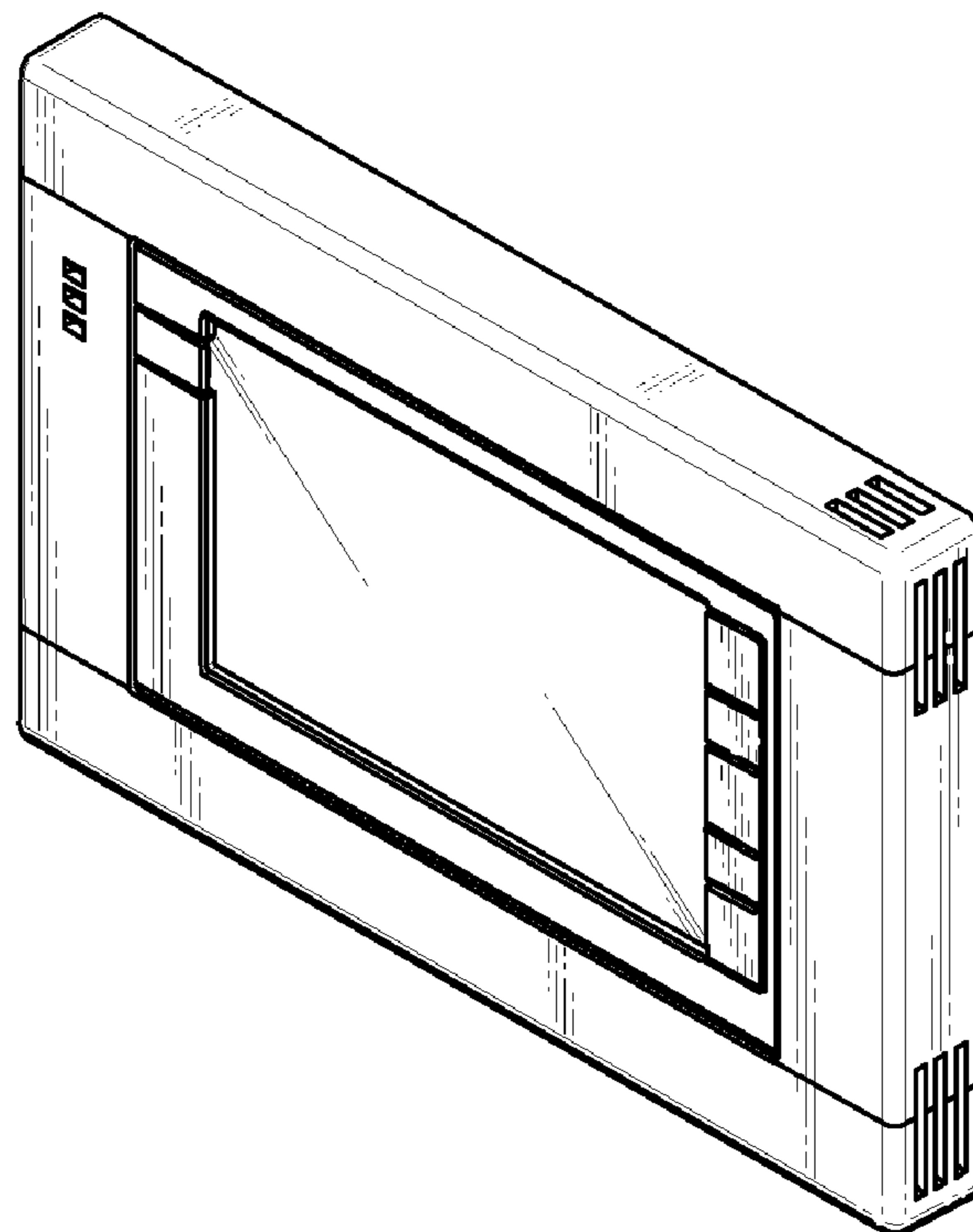
DESCRIPTION

FIG. 1 is a front, right side, top perspective view of a thermostat front housing showing our new design;
FIG. 2 is a top plan view thereof;
FIG. 3 is a front elevational view thereof;
FIG. 4 is a right side elevational view thereof;
FIG. 5 is a left side elevational view thereof; and,
FIG. 6 is a bottom plan view thereof.

The thermostat front housing is used to at least partially contain a thermostat. The thermostat may be of the type used in residential and commercial buildings.

(56) **References Cited**
U.S. PATENT DOCUMENTS
D360,145 S 7/1995 Odom et al.
D361,947 S 9/1995 Cochran et al.
D458,159 S 6/2002 Amborn et al.
6,504,580 B1 1/2003 Thompson et al.
D518,744 S 4/2006 Rosen
D520,386 S 5/2006 Takach et al.
7,088,221 B2 8/2006 Chan
D551,577 S 9/2007 Barton et al.
D558,071 S 12/2007 Simon et al.
D558,072 S 12/2007 Simon et al.
D558,073 S 12/2007 Simon et al.

1 Claim, 1 Drawing Sheet



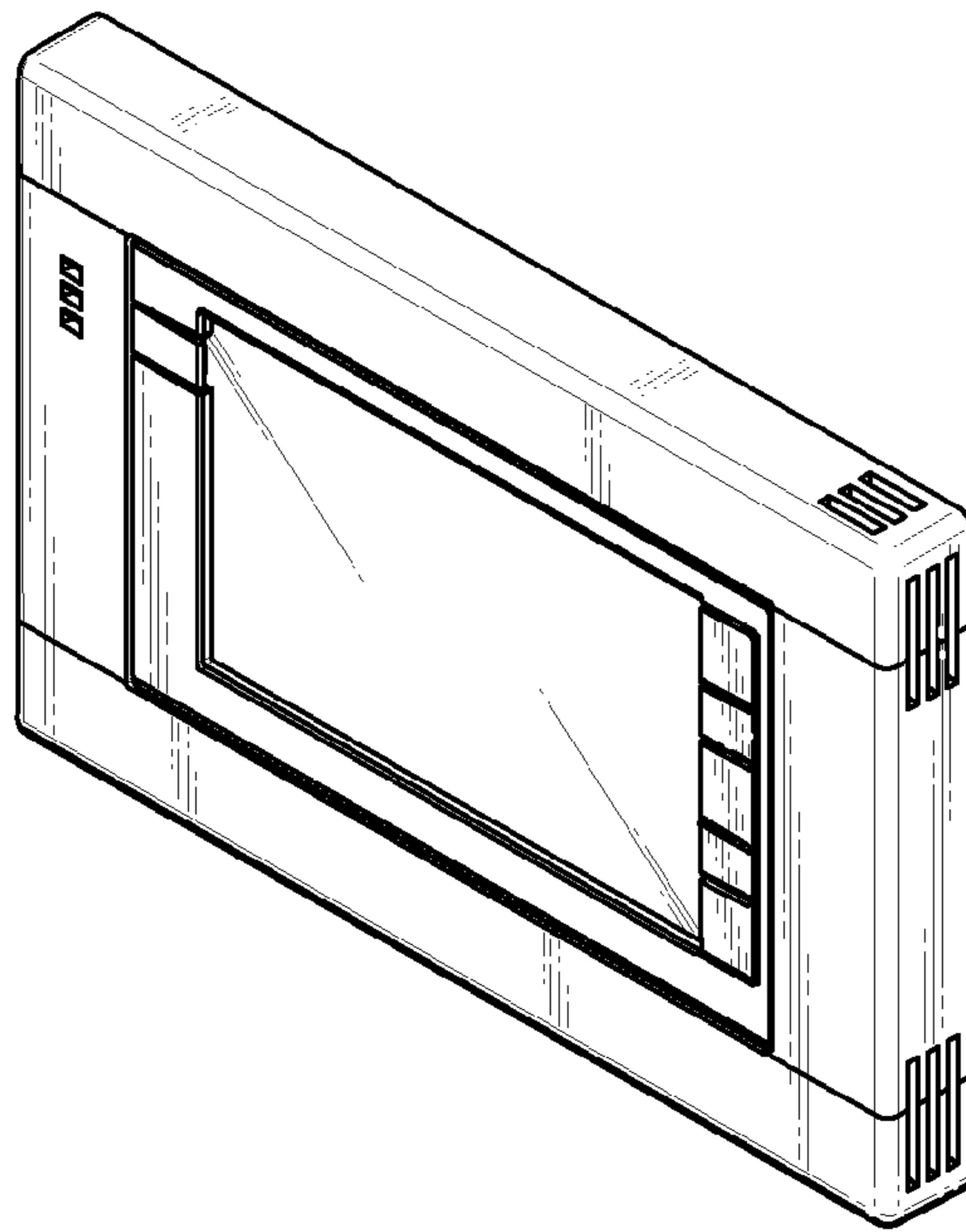


FIG. 1

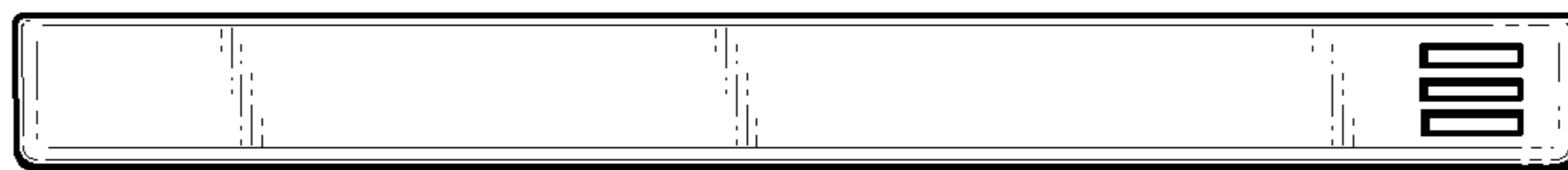


FIG. 2

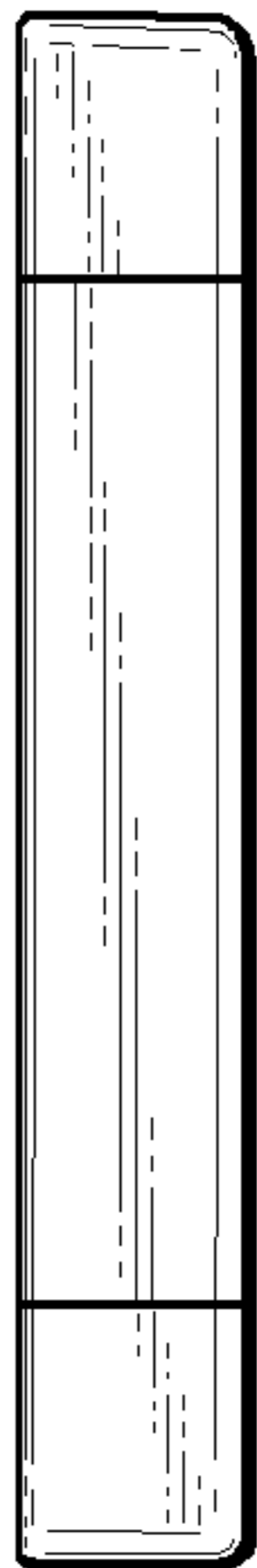


FIG. 5

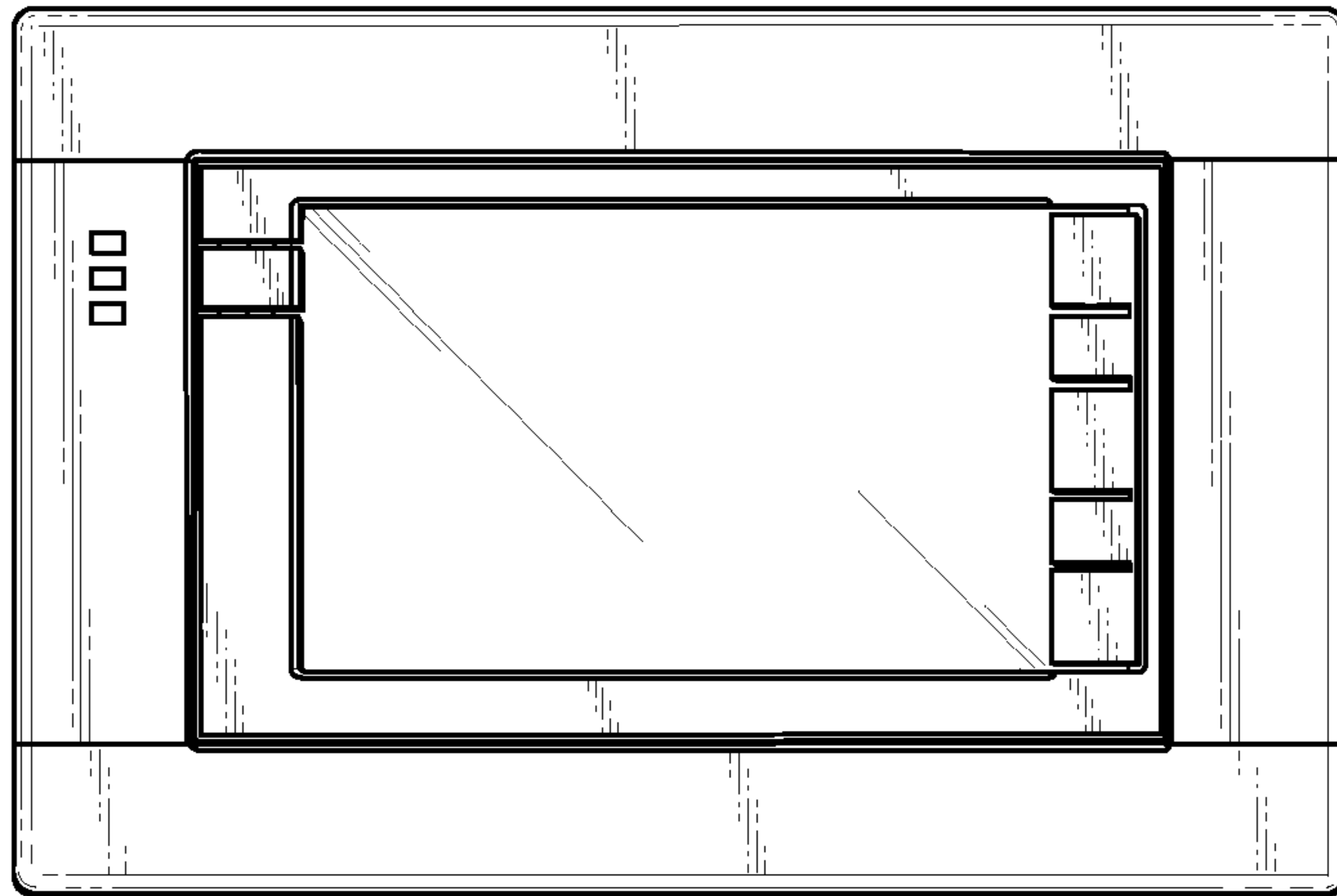


FIG. 3

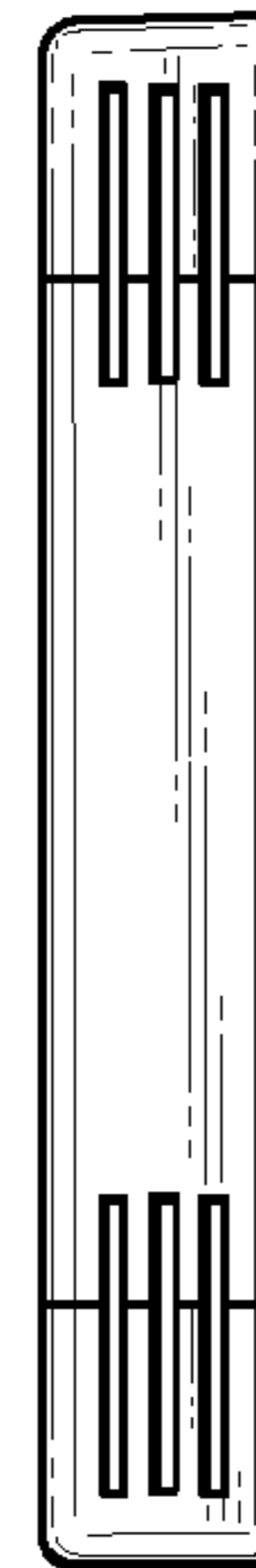


FIG. 4




FIG. 6