



US00D614973S

(12) **United States Design Patent**  
**Takahashi**

(10) **Patent No.:** **US D614,973 S**

(45) **Date of Patent:** **\*\* May 4, 2010**

(54) **WRIST WATCH CASE WITH BAND**

(75) Inventor: **Takayuki Takahashi**, Sagamihara (JP)

(73) Assignees: **Citizen Tokei Kabushiki Kaisha** (JP);  
**Citizen Holdings Co., Ltd.** (JP)

(\*\*) Term: **14 Years**

(21) Appl. No.: **29/352,296**

(22) Filed: **Dec. 18, 2009**

(51) **LOC (9) Cl.** ..... **10-02**

(52) **U.S. Cl.** ..... **D10/32**

(58) **Field of Classification Search** ..... D10/30-39;  
368/276, 281, 282, 285; D11/3, 12, 16  
See application file for complete search history.

(56) **References Cited**

**U.S. PATENT DOCUMENTS**

D83,060	S	*	1/1931	Prestinari	.....	D11/12
2,107,176	A	*	2/1938	Dinhofer	.....	368/281
2,652,612	A	*	9/1953	Valcourt	.....	24/265 B
3,152,438	A	*	10/1964	Ojima	.....	368/281
D329,611	S	*	9/1992	Burgener	.....	D10/30
D340,879	S	*	11/1993	French	.....	D11/6
D342,037	S	*	12/1993	Giardiello	.....	D11/3
D351,568	S	*	10/1994	Pandel	.....	D11/16
D399,435	S	*	10/1998	Gogniat	.....	D10/39
D423,373	S	*	4/2000	Wunderman	.....	D10/32
D468,217	S	*	1/2003	Lepeu et al.	.....	D10/32
D471,482	S	*	3/2003	Calvani	.....	D11/3
D478,515	S	*	8/2003	Sugiura et al.	.....	D10/32
D489,019	S	*	4/2004	Hill	.....	D11/3

D514,959	S	*	2/2006	Deleskiewicz	.....	D10/32
D519,853	S	*	5/2006	Sirmakes	.....	D10/32
D544,373	S	*	6/2007	Chodat	.....	D10/32
D544,374	S	*	6/2007	Chodat	.....	D10/32
D544,376	S	*	6/2007	Chodat	.....	D10/38
D554,537	S	*	11/2007	Actis-Datta	.....	D10/32
D554,538	S	*	11/2007	Galliano	.....	D10/32
D574,261	S	*	8/2008	Dreyfuss	.....	D10/32
D578,900	S	*	10/2008	Nisembaum	.....	D10/32
D583,270	S	*	12/2008	Gueit	.....	D11/3
D588,945	S	*	3/2009	Arabo	.....	D10/39
D589,377	S	*	3/2009	Kawashima	.....	D10/32
D602,789	S	*	10/2009	Lipe	.....	D10/32

\* cited by examiner

*Primary Examiner*—Lucy Lieberman

(74) *Attorney, Agent, or Firm*—Banner & Witcoff, Ltd.

(57) **CLAIM**

The ornamental design for a wrist watch case with band, as shown and described.

**DESCRIPTION**

FIG. 1 is a perspective view thereof,  
FIG. 2 is a front elevational view thereof,  
FIG. 3 is a rear elevational view thereof,  
FIG. 4 is a right side elevational view thereof,  
FIG. 5 is a left side elevational view thereof,  
FIG. 6 is a top plan view; and,  
FIG. 7 is a bottom plan view thereof.

**1 Claim, 3 Drawing Sheets**




FIG. 1



FIG.3

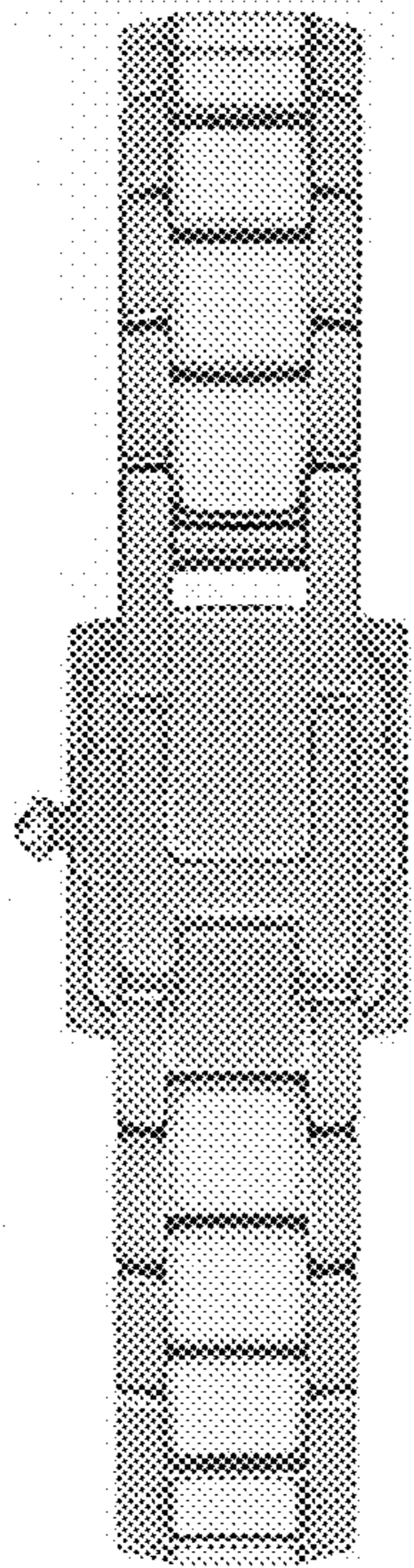


FIG.2




FIG.4




FIG.5




FIG.7

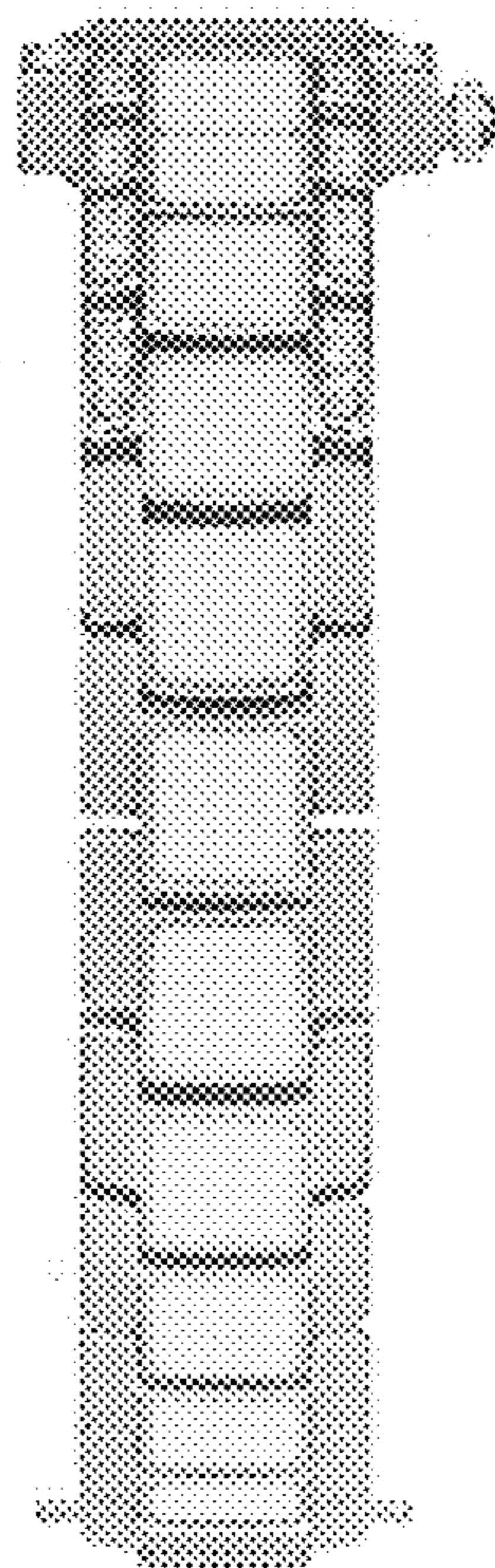


FIG.6

