

US00D614971S

(12) **United States Design Patent**  
**Millspaw et al.**

(10) **Patent No.:** **US D614,971 S**  
(45) **Date of Patent:** **\*\* May 4, 2010**

(54) **CONTAINER**

(75) Inventors: **Micah R. Millspaw**, Ixonia, WI (US);  
**Thomas S. Diss**, Waukesha, WI (US);  
**Carolyn Takata**, Laguna Niguel, CA (US)

(73) Assignee: **Silgan Containers LLC**, Woodland Hills, CA (US)

(\*\*) Term: **14 Years**

(21) Appl. No.: **29/302,067**

(22) Filed: **Jan. 9, 2008**

**Related U.S. Application Data**

(62) Division of application No. 29/286,761, filed on May 17, 2007, now Pat. No. Des. 562,685.

(51) **LOC (9) Cl.** ..... **09-02**

(52) **U.S. Cl.** ..... **D9/776; D9/500; D9/516**

(58) **Field of Classification Search** ..... D9/414,  
D9/416, 424-425, 428, 500, 516, 539, 549,  
D9/558, 772, 776-779, 781, 901-903; D7/509,  
D7/523, 532; 215/379-385; 220/660-662,  
220/669-673, 675-676

See application file for complete search history.

(56) **References Cited**

**U.S. PATENT DOCUMENTS**

- D212,525 S 10/1968 Kneapler
- D220,995 S \* 6/1971 Plummer ..... D9/500
- D224,516 S 8/1972 Amberg
- D234,251 S 2/1975 Edwards
- D235,184 S 5/1975 Achenbach
- D401,152 S 11/1998 DeVore et al.
- D412,118 S 7/1999 Rodea

- D485,182 S 1/2004 Gaydon
- D491,288 S 6/2004 Young
- D512,917 S 12/2005 Frisch et al.
- D525,129 S 7/2006 Hutter et al.
- D532,306 S 11/2006 MacLeod et al.
- D533,783 S 12/2006 Kliger et al.
- D562,685 S \* 2/2008 Millspaw et al. .... D9/500
- D596,503 S \* 7/2009 Diss ..... D9/776

**FOREIGN PATENT DOCUMENTS**

- WO DM/046294 10/1998
- WO DM/051799 3/2000

\* cited by examiner

*Primary Examiner*—Ian Simmons  
*Assistant Examiner*—Dana L Sipos  
(74) *Attorney, Agent, or Firm*—Foley & Lardner LLP

(57) **CLAIM**

I claim the ornamental design for a container, as shown and described.

**DESCRIPTION**

FIG. 1 is a perspective view of a container showing our new design;

FIG. 2 is a front view of the claimed design of FIG. 1, the rear view, left side view, and right side view are the same as the front view;

FIG. 3 is a bottom view of the claimed design of FIG. 1; and, FIG. 4 is a top view of the claimed design of FIG. 1.

The evenly dashed broken lines in the drawings illustrate the portions of the design that form no part of the claim. The dot-dash broken lines in the drawings define the bounds of the claim and form no part thereof.

**1 Claim, 2 Drawing Sheets**

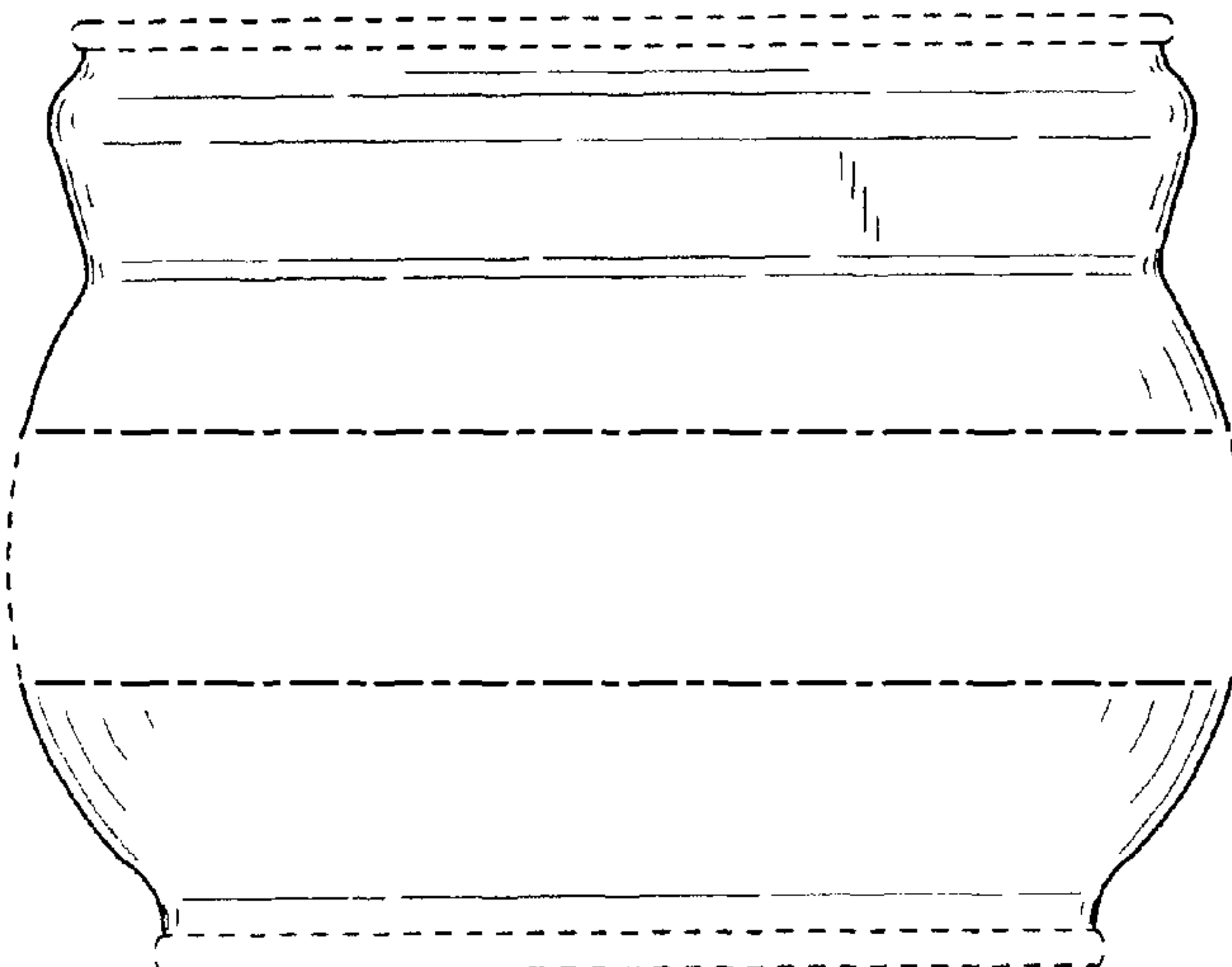


FIG. 1

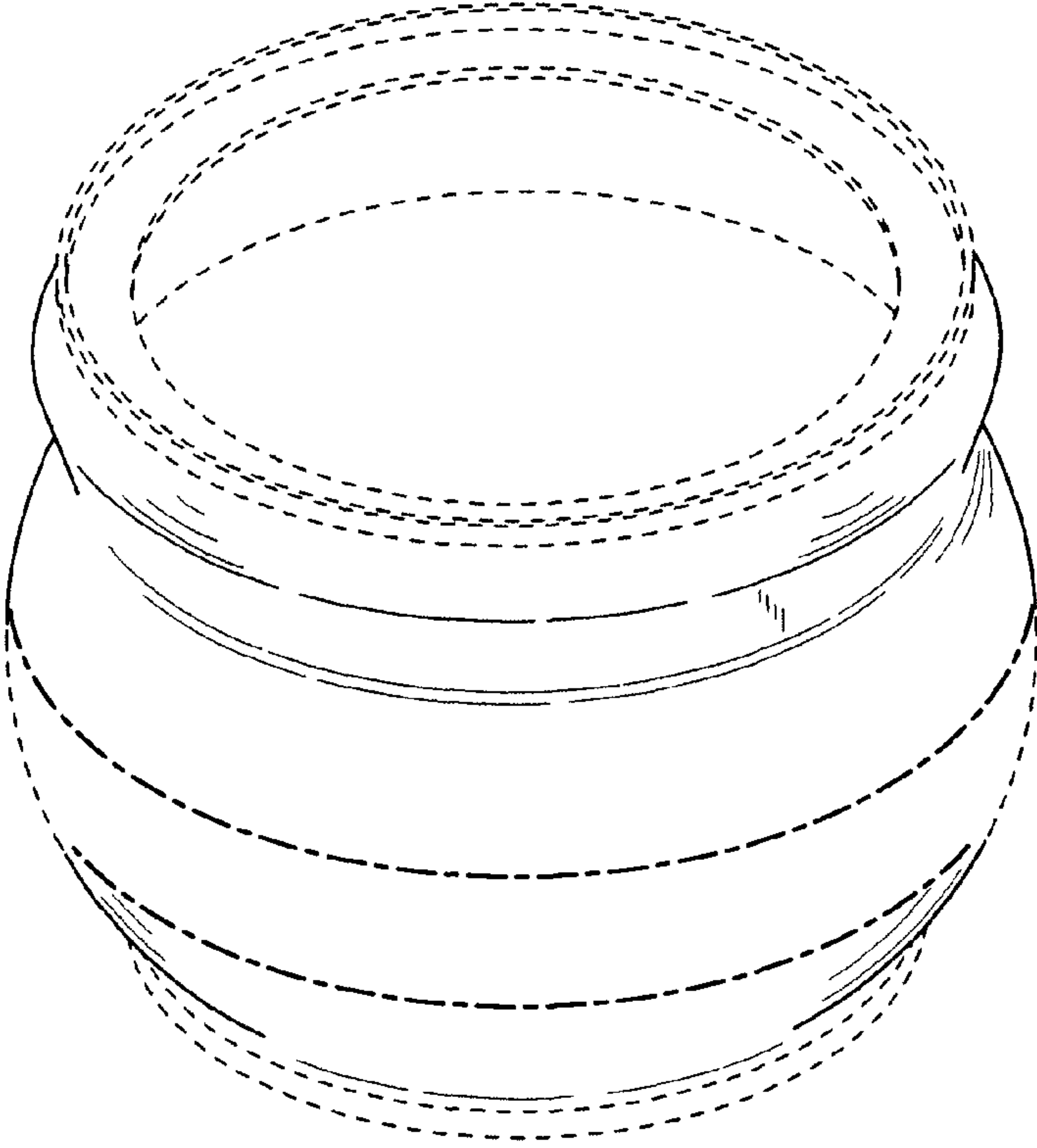


FIG. 2

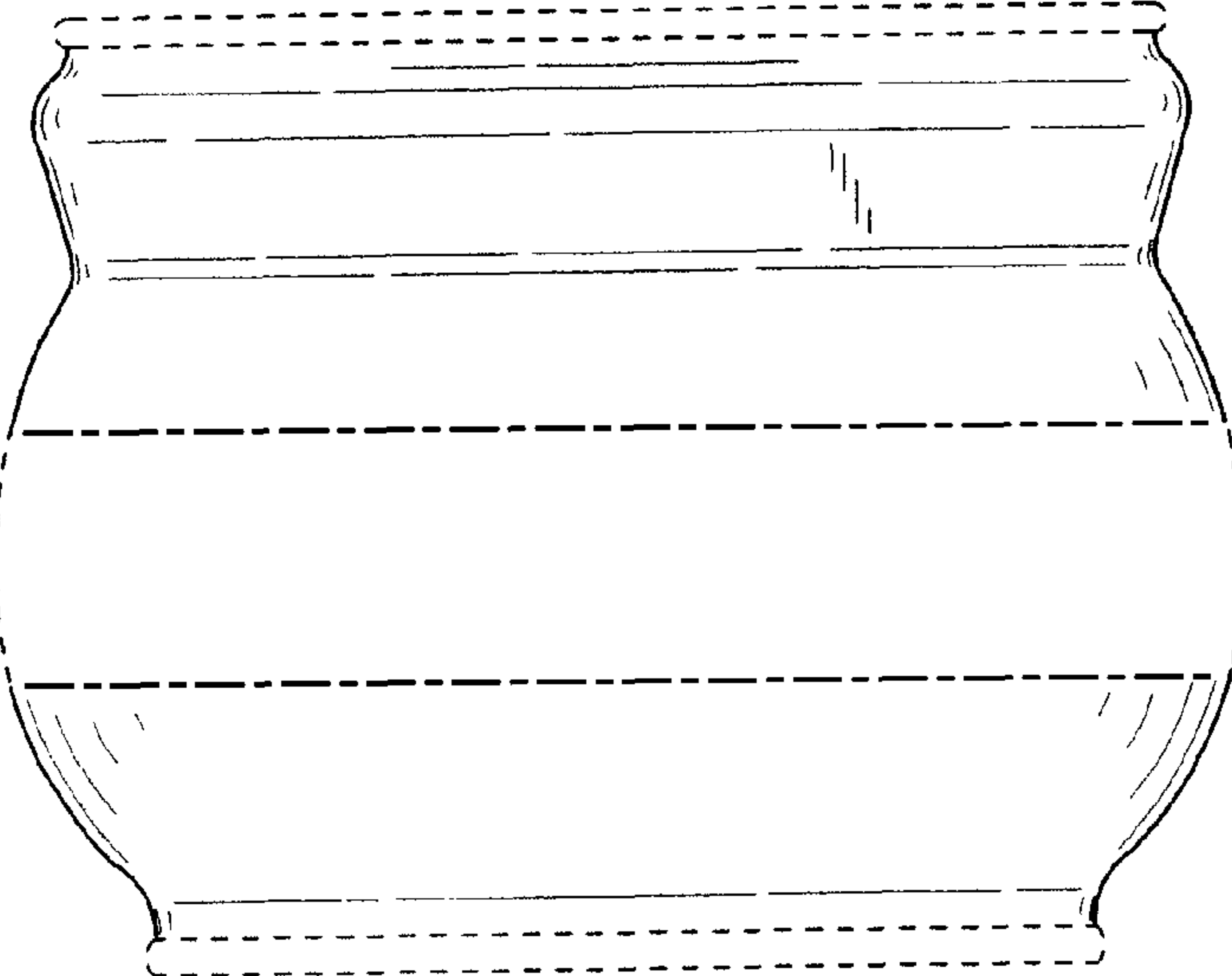


FIG. 3

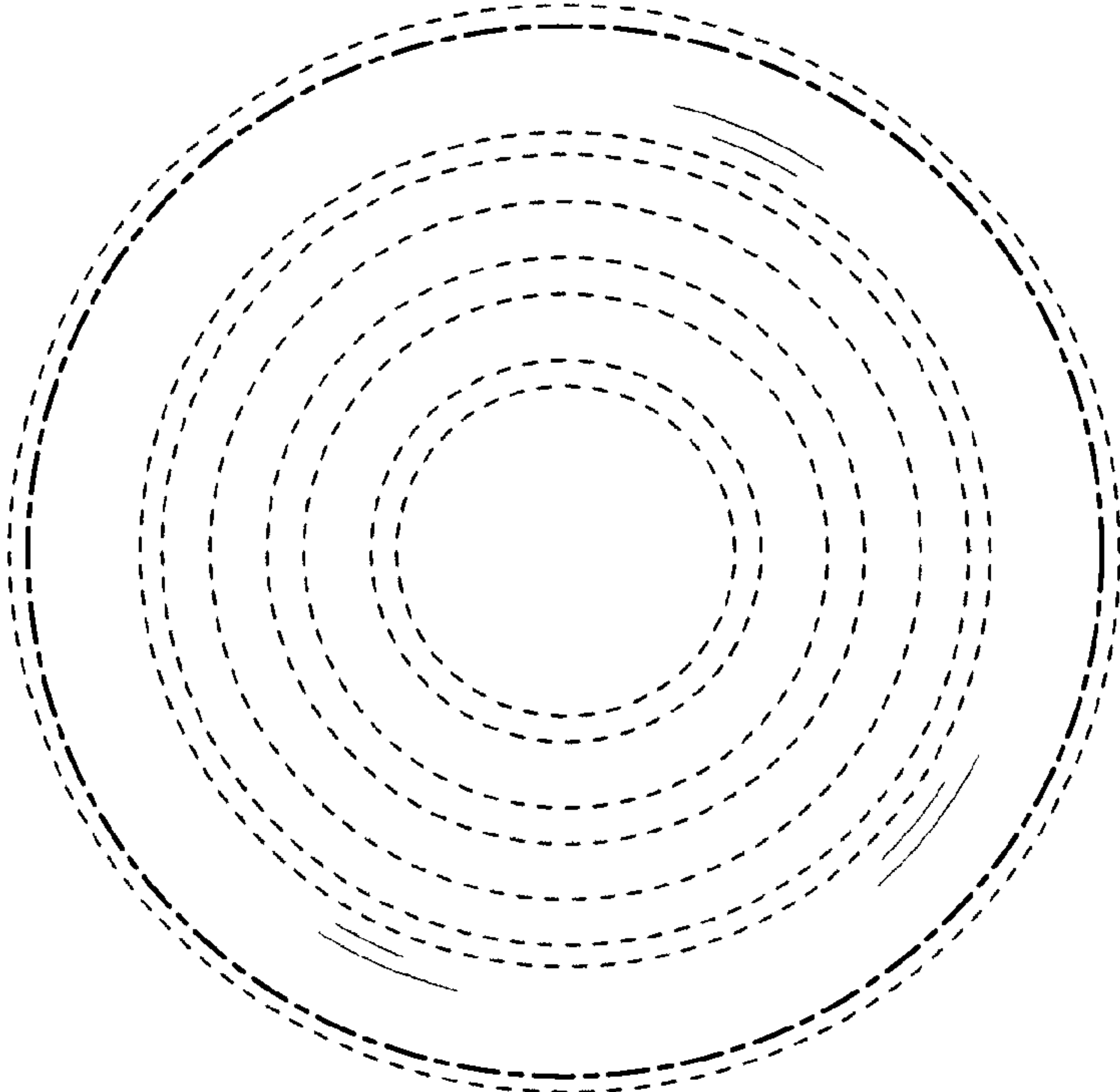


FIG. 4

