



US00D614959S

(12) **United States Design Patent**
Floyd et al.

(10) **Patent No.:** **US D614,959 S**

(45) **Date of Patent:** **** May 4, 2010**

(54) **CONTAINER**

(75) Inventors: **Brian Lee Floyd**, Cincinnati, OH (US);
Ian Andrew Carnduff, New York, NY
(US); **Ian Josiah Swanson**, New York,
NY (US); **Paul Frank Diehl**, Brooklyn,
NY (US)

(73) Assignee: **The Procter & Gamble Company**,
Cincinnati, OH (US)

(**) Term: **14 Years**

(21) Appl. No.: **29/333,461**

(22) Filed: **Mar. 10, 2009**

Related U.S. Application Data

(63) Continuation of application No. 29/308,331, filed on
Jun. 11, 2008, now Pat. No. Des. 590,268, and a con-
tinuation of application No. 29/330,481, filed on Jan.
8, 2009, now Pat. No. Des. 592,063.

(51) **LOC (9) Cl.** **09-01**

(52) **U.S. Cl.** **D9/516**

(58) **Field of Classification Search** D9/516,
D9/530, 542-543, 552, 565, 682, 685, 693;
215/382, 384

See application file for complete search history.

(56) **References Cited**

U.S. PATENT DOCUMENTS

D185,526 S *	6/1959	Alvey	D9/542
D186,913 S *	12/1959	Dike	D9/543
D188,628 S *	8/1960	Heintze	D9/542
D207,800 S *	5/1967	Roberts	D9/565
D211,002 S *	5/1968	Vanderhyde	D9/530
D217,586 S *	5/1970	Douglas	D9/542
D253,630 S *	12/1979	McCredie	D9/543

D260,238 S *	8/1981	Costa	D9/542
5,156,285 A *	10/1992	Zogg et al.	215/384
D337,948 S *	8/1993	Reif	D9/543
D356,505 S *	3/1995	Gonda et al.	D9/543
D392,569 S *	3/1998	Feen	D9/543
D458,542 S *	6/2002	Cummings et al.	D9/530
D486,743 S *	2/2004	Nelson et al.	D9/565
D498,679 S *	11/2004	Meeker et al.	D9/530
D509,743 S *	9/2005	Blasko et al.	D9/552
D538,673 S *	3/2007	Sterling et al.	D9/552
D538,674 S *	3/2007	Sterling et al.	D9/552
D540,680 S *	4/2007	Perry et al.	D9/516
D543,460 S *	5/2007	Perry et al.	D9/516
D547,187 S *	7/2007	Floyd et al.	D9/516
D555,003 S *	11/2007	Perry et al.	D9/552

* cited by examiner

Primary Examiner—Carol Rademaker

(74) *Attorney, Agent, or Firm*—David V. Upite

(57) **CLAIM**

The ornamental design for a container, as shown and described.

DESCRIPTION

FIG. 1 is a top, front, and right side perspective view of a container;

FIG. 2 is a front elevational view thereof;

FIG. 3 is a rear elevational view thereof;

FIG. 4 is a right side elevational view thereof;

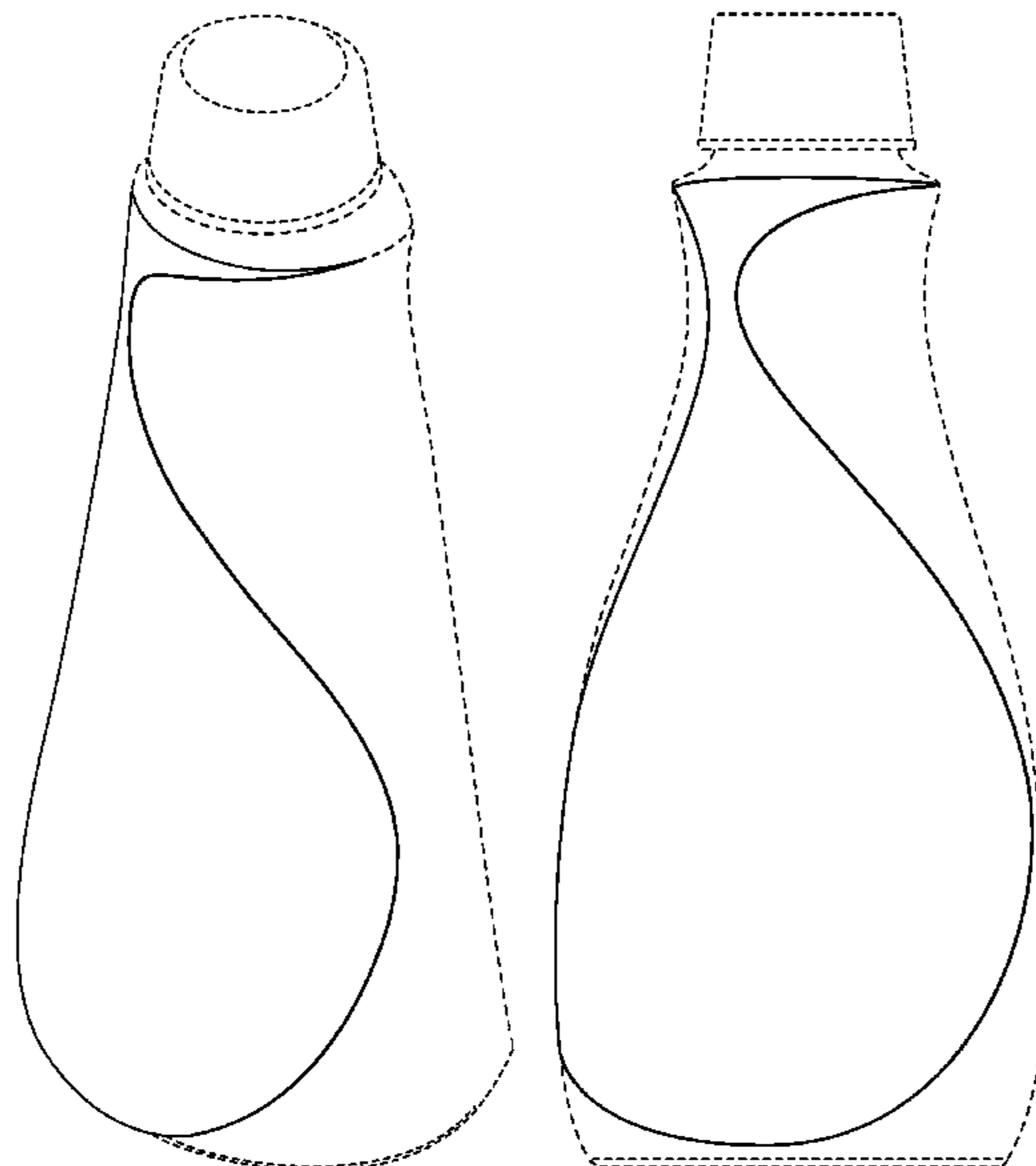
FIG. 5 is a left side elevational view thereof;

FIG. 6 is a top plan view thereof; and,

FIG. 7 is a bottom plan view thereof.

The broken lines shown in the drawing views are included for the purpose of showing environmental structure that forms no part of the claimed design.

1 Claim, 5 Drawing Sheets



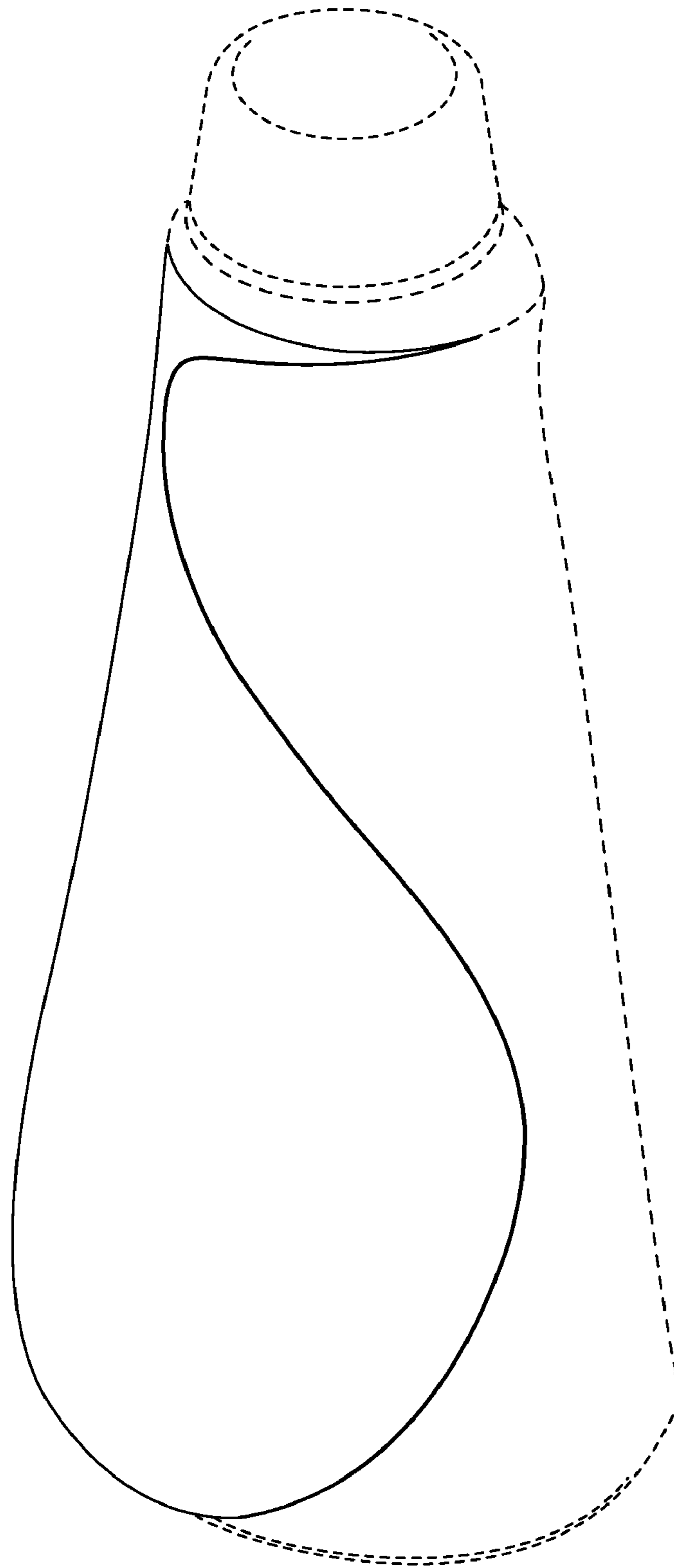


Fig. 1

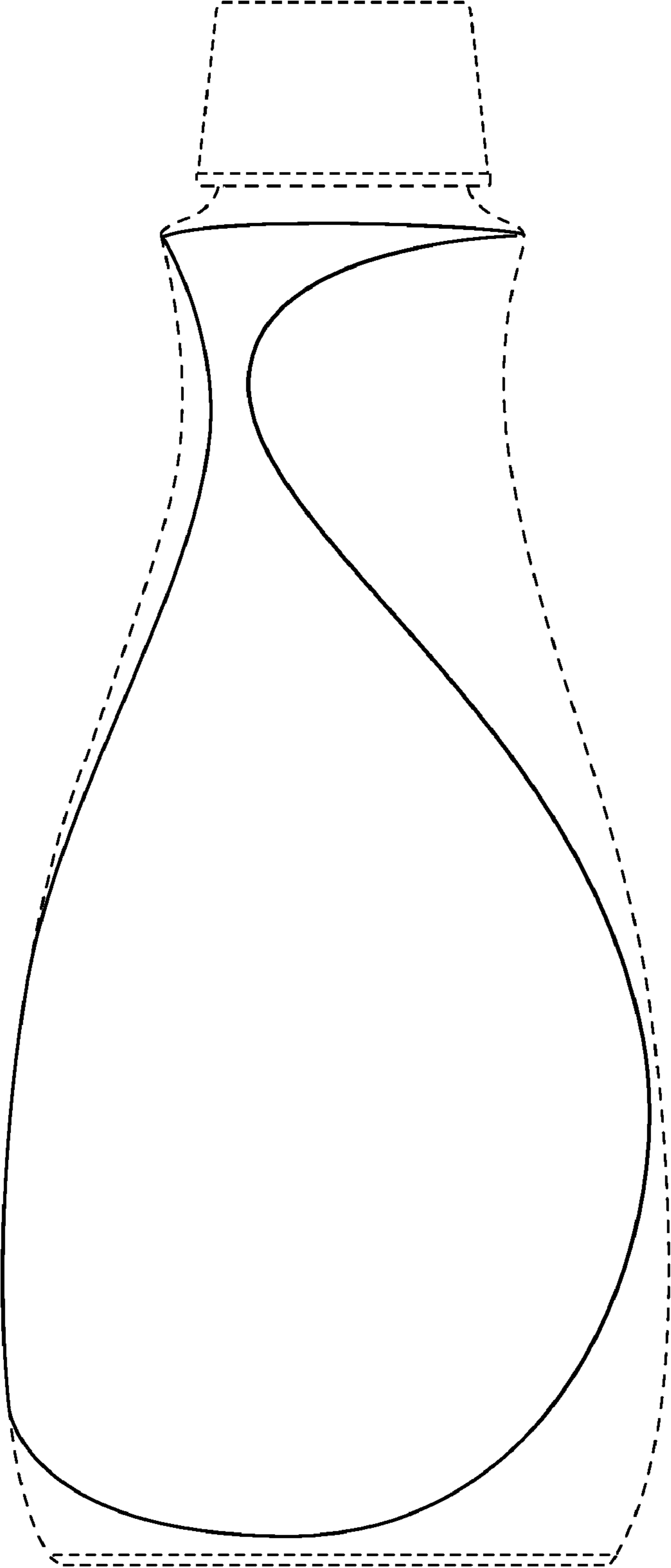


Fig. 2

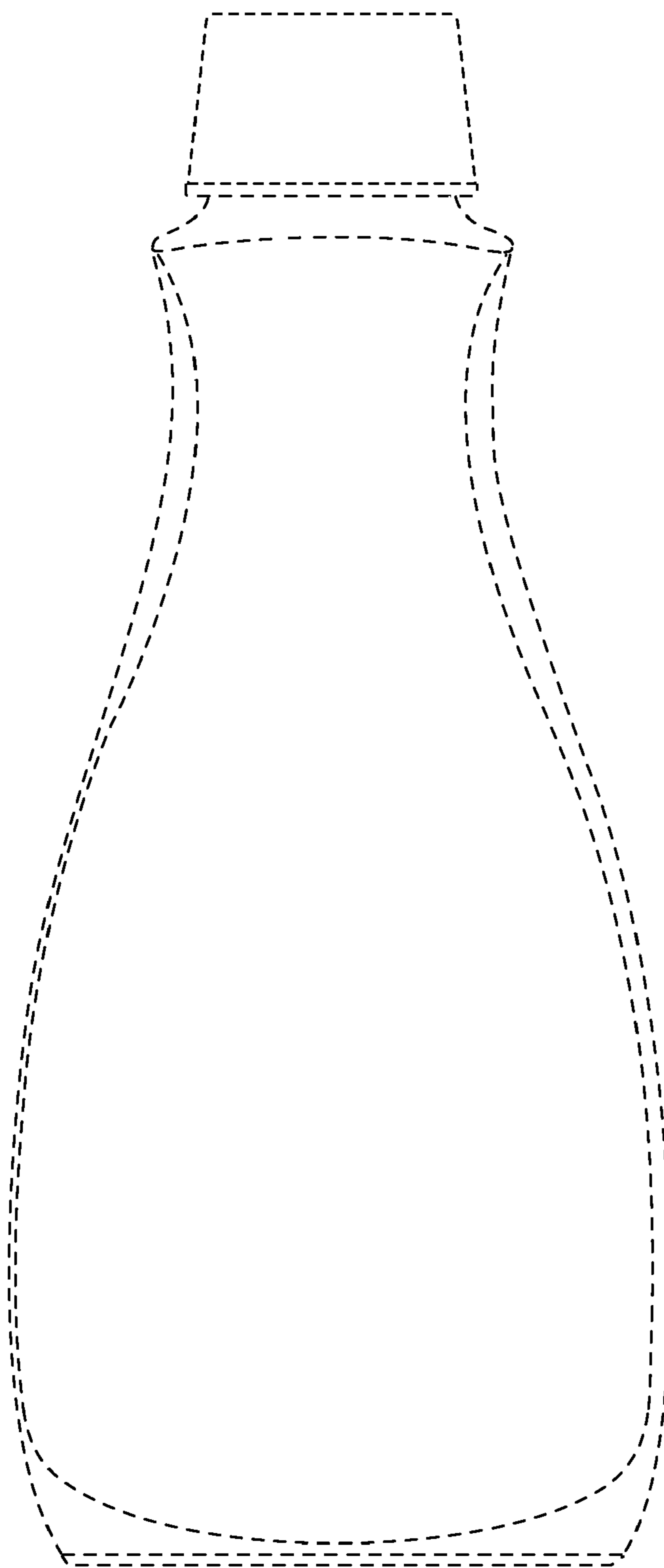


Fig. 3

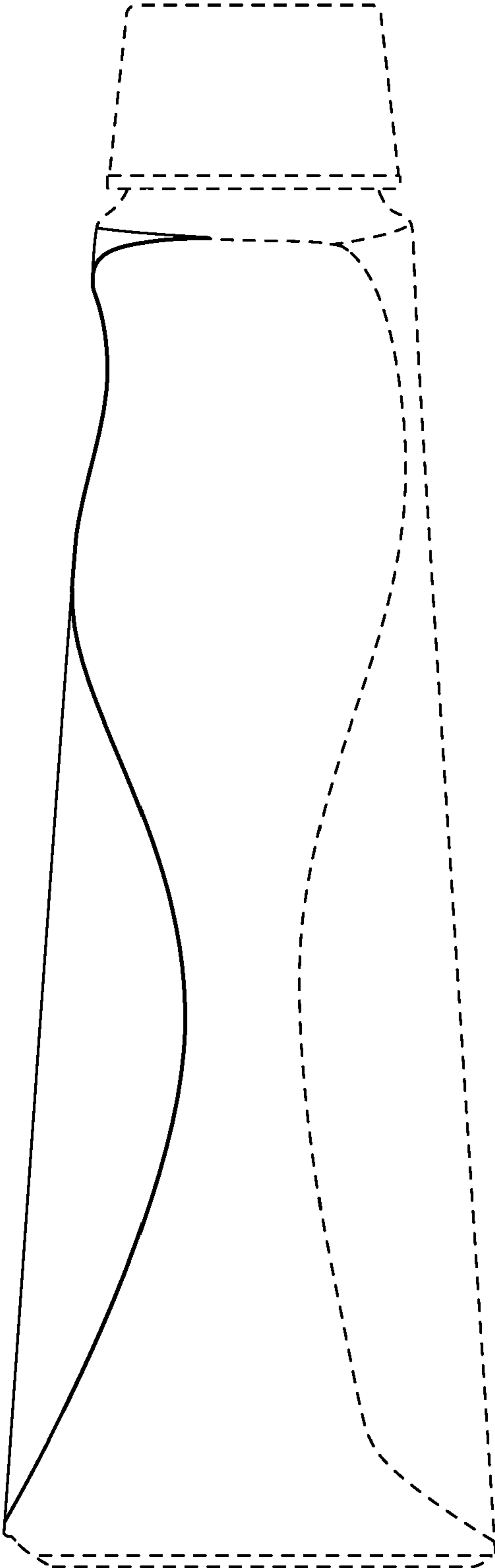


Fig. 4

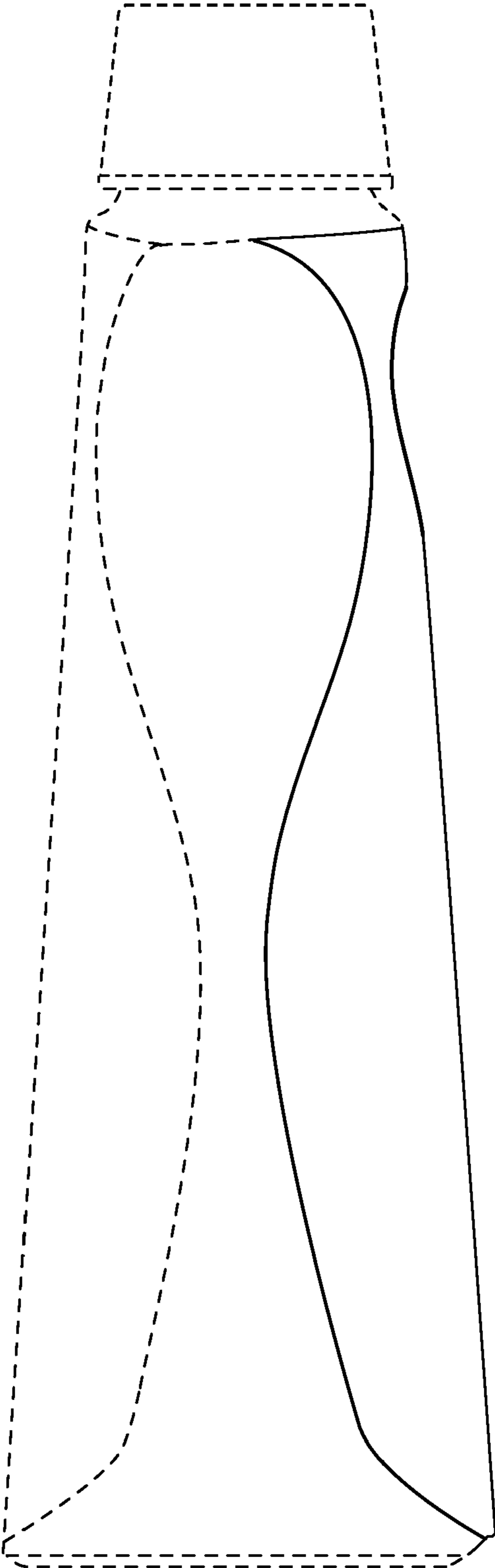


Fig. 5

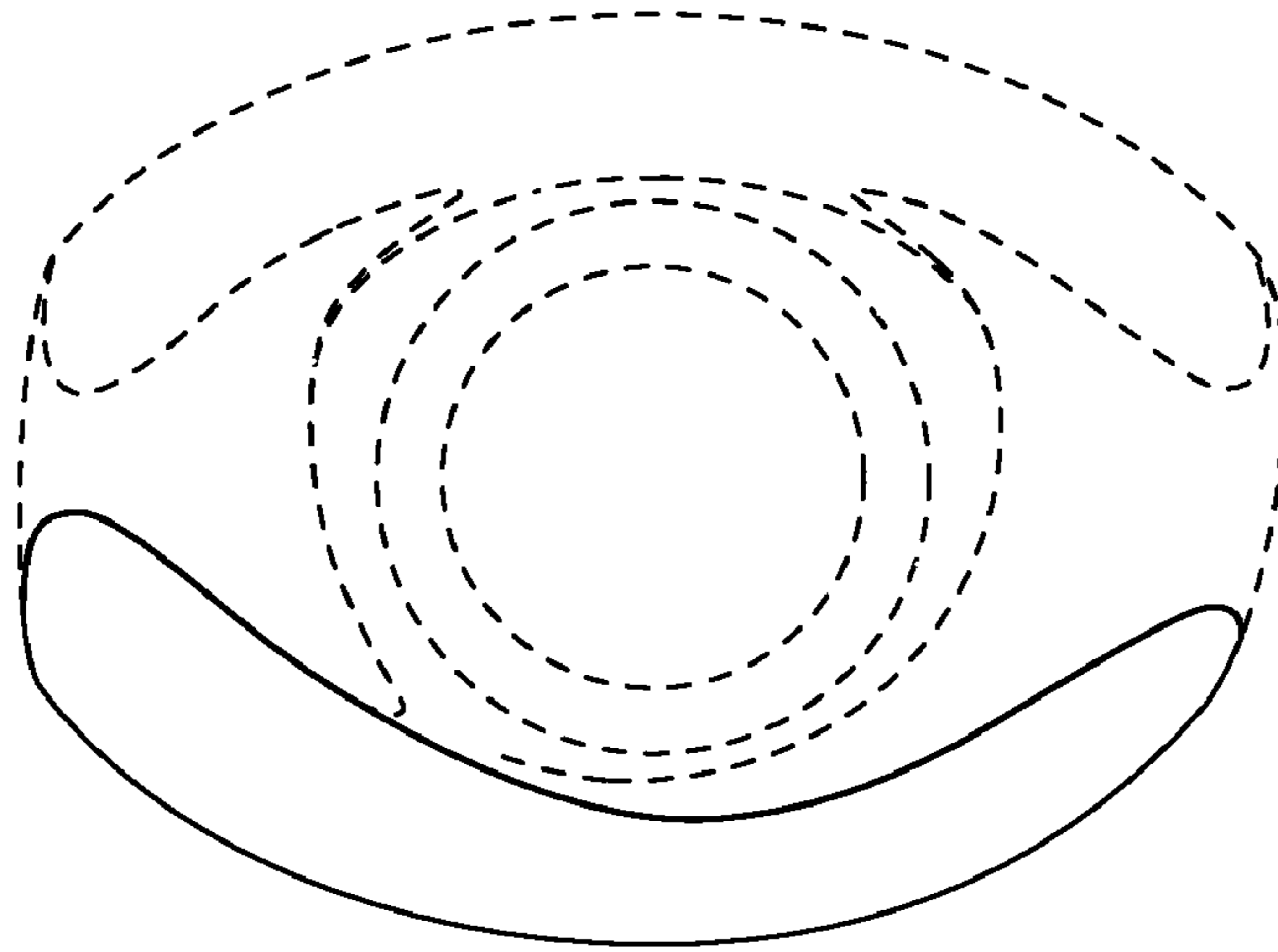


Fig. 6

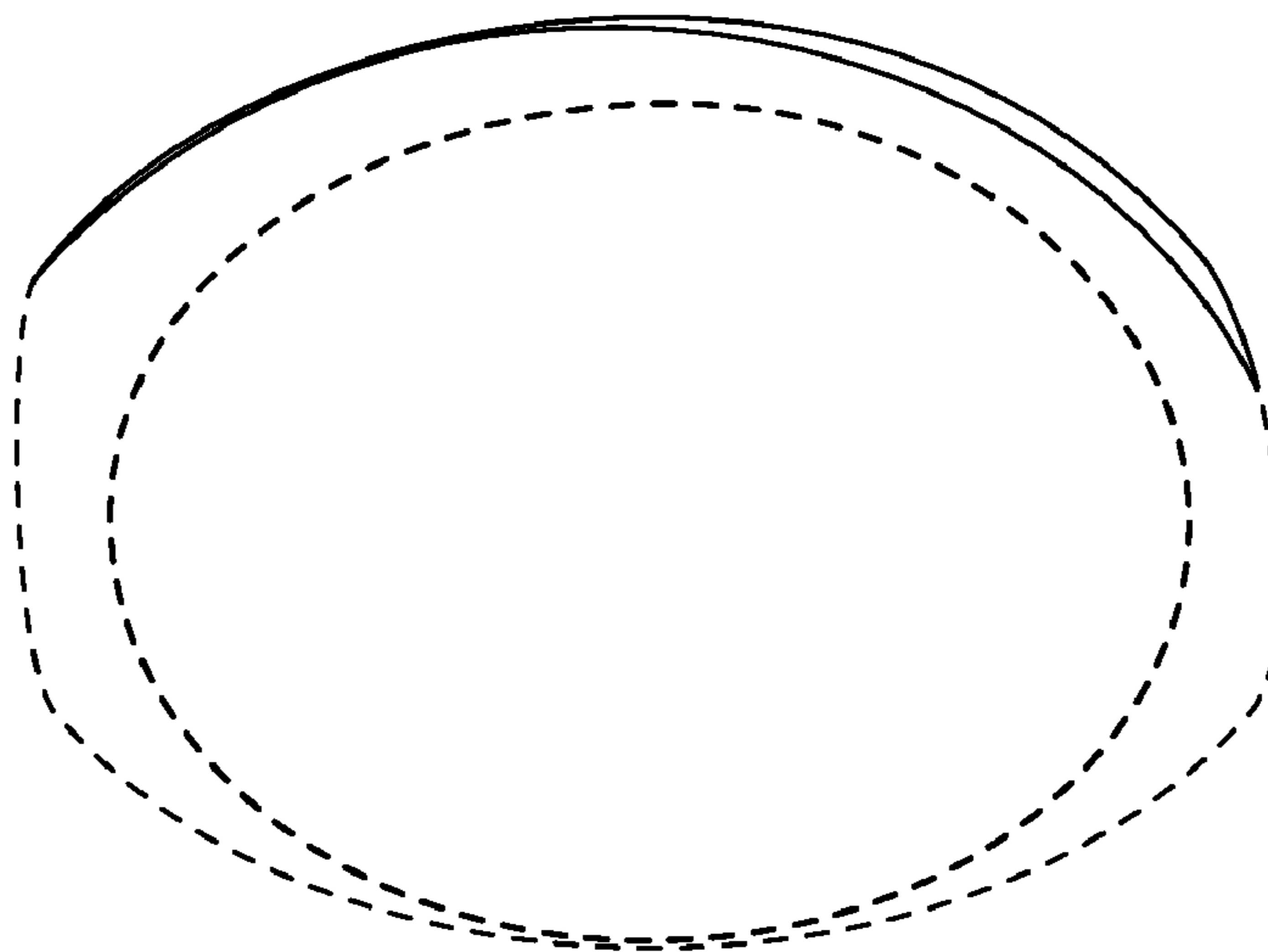


Fig. 7