



US00D614920S

(12) **United States Design Patent**
Dobbin

(10) **Patent No.:** **US D614,920 S**

(45) **Date of Patent:** **** May 4, 2010**

(54) **INSULATED TAPERED BEVERAGE
CONTAINER HOLDER**

6,550,271 B2 4/2003 Silbert
D523,294 S * 6/2006 Gregorczyk D7/624.2
D539,611 S * 4/2007 Wasserman et al. D7/586
D593,371 S * 6/2009 Karam D7/624.2

(76) **Inventor:** **James Michael Dobbin**, 1201 Palo Duro
Rd., Austin, TX (US) 78757

* cited by examiner

(**) **Term:** **14 Years**

Primary Examiner—Ian Simmons

Assistant Examiner—Dana L Sipos

(21) **Appl. No.:** **29/324,818**

(74) *Attorney, Agent, or Firm*—K&L Gates LLP

(22) **Filed:** **Sep. 22, 2008**

(57) **CLAIM**

(51) **LOC (9) Cl.** **07-06**

The ornamental design for an insulated tapered beverage container holder, as shown and described.

(52) **U.S. Cl.** **D7/624.2**

(58) **Field of Classification Search** D7/601–602,
D7/607–608, 619.1, 624.1, 624.2, 624.3,
D7/387, 396.1, 396.2; 215/11.6, 12.1, 12.2,
215/13.1; 220/592.16, 592.17, 737–739,
220/903; 62/530

DESCRIPTION

See application file for complete search history.

FIG. 1 is a front elevation view of an insulated tapered beverage container holder showing my new design;

FIG. 2 is a top plan view thereof;

FIG. 3 is a bottom plan view thereof;

FIG. 4 is a rear elevation view thereof;

FIG. 5 is a top perspective view thereof, showing the insulated tapered beverage container holder in use; and,

FIG. 6 is a front elevation view of the insulated tapered beverage container holder of FIG. 1 in a folded flat position.


The broken lines are for illustrative purposes only and form no part of the claimed design.

(56) **References Cited**

U.S. PATENT DOCUMENTS

3,473,682 A * 10/1969 Studen 215/12.1
D327,236 S * 6/1992 Weder D11/152
5,222,656 A * 6/1993 Carlson 229/403
5,320,249 A 6/1994 Strech
5,826,786 A * 10/1998 Dickert 229/403
D401,122 S * 11/1998 Rench et al. D7/624.2
5,909,821 A 6/1999 Guridi
D432,365 S 10/2000 Corbella
6,367,652 B1 4/2002 Toida et al.

1 Claim, 3 Drawing Sheets



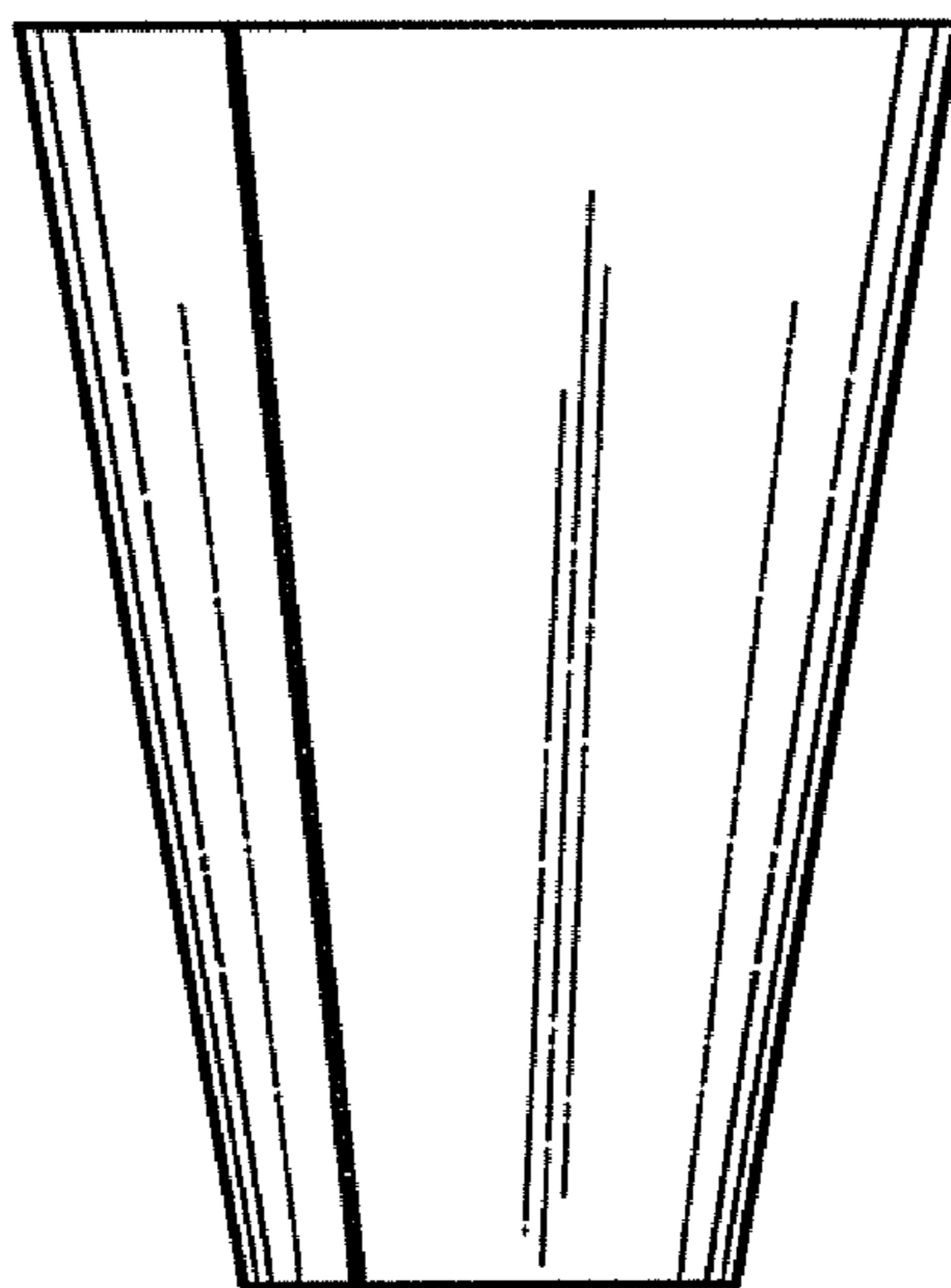


FIG. 1

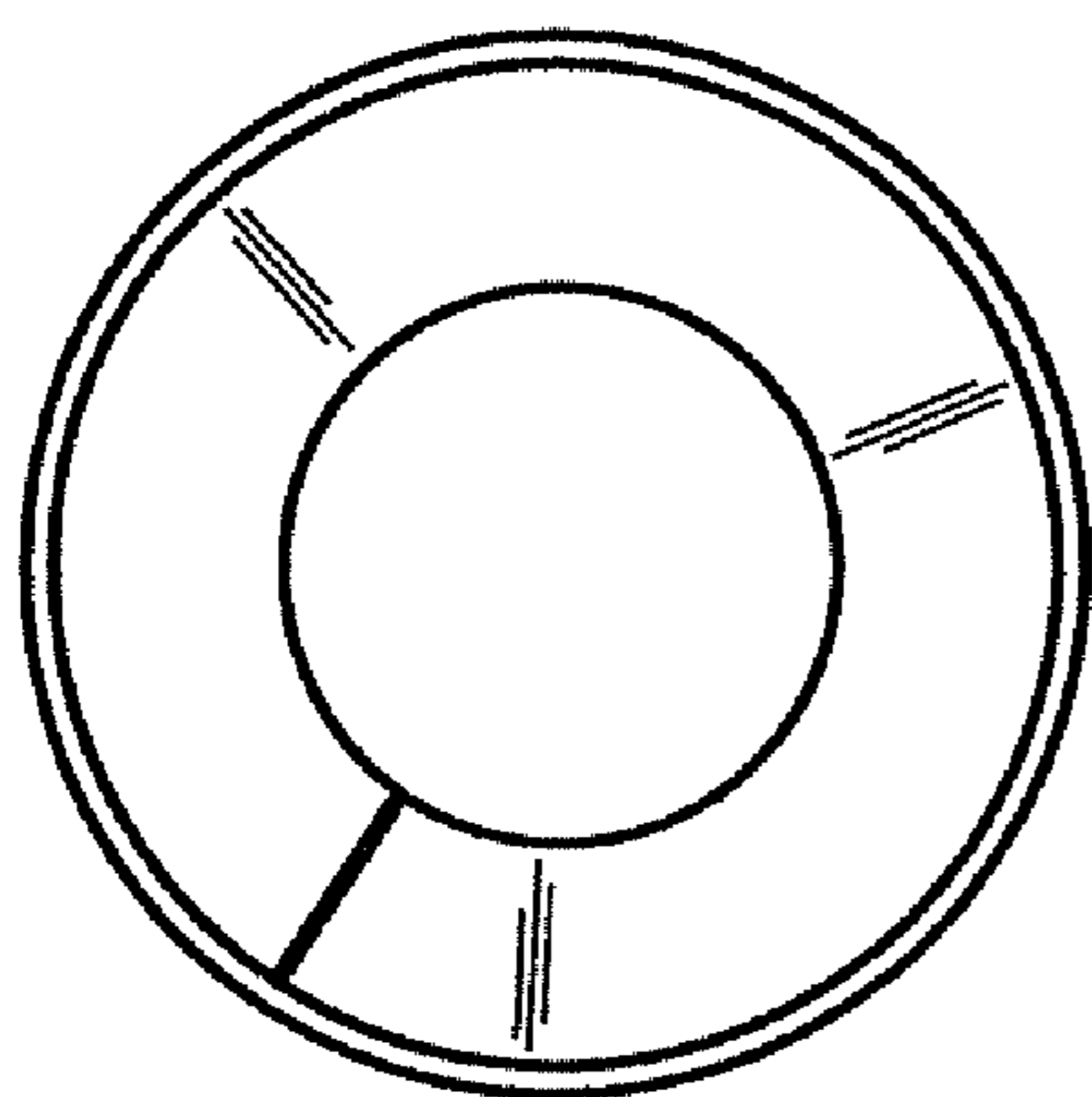


FIG. 2

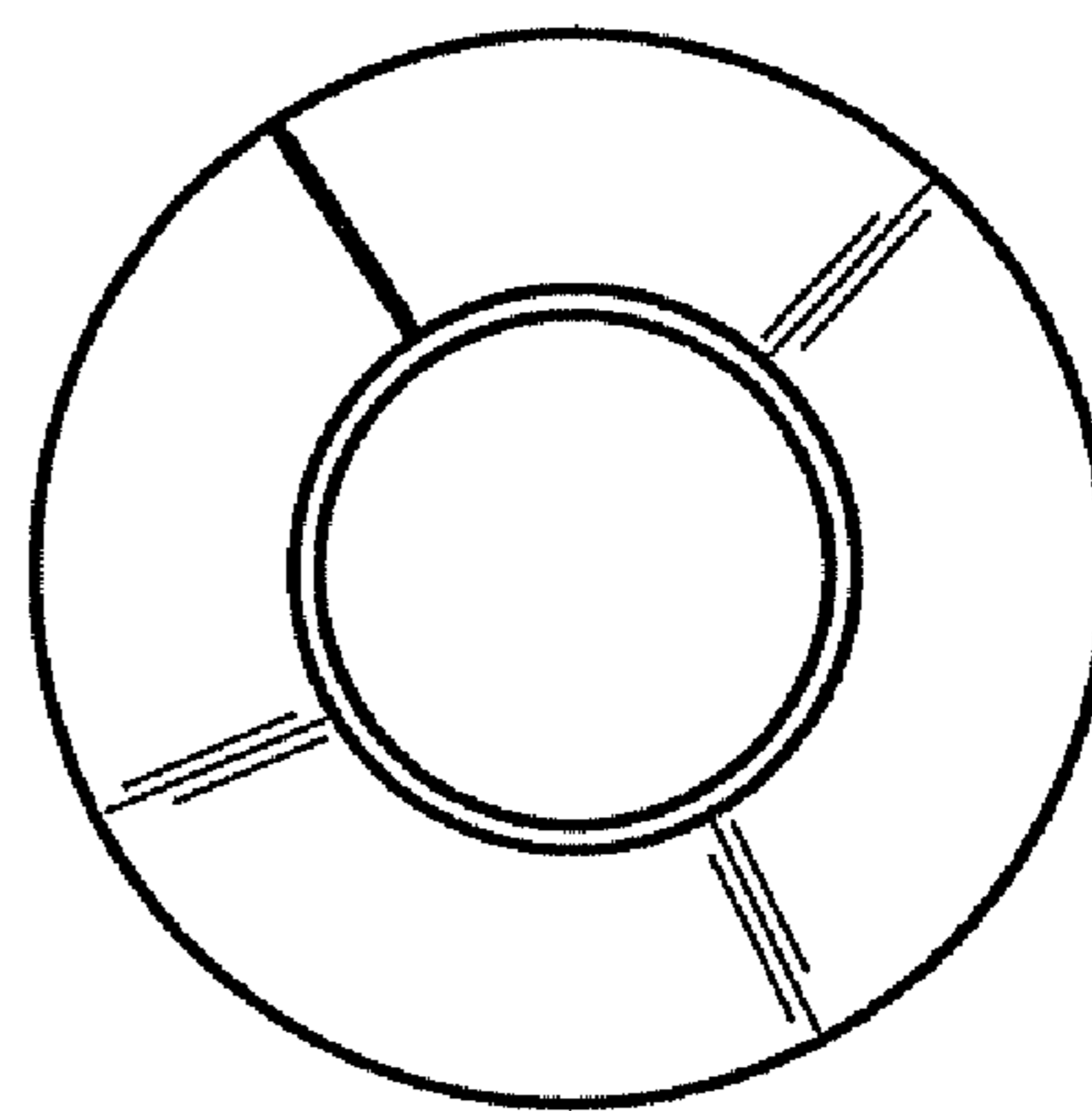


FIG. 3

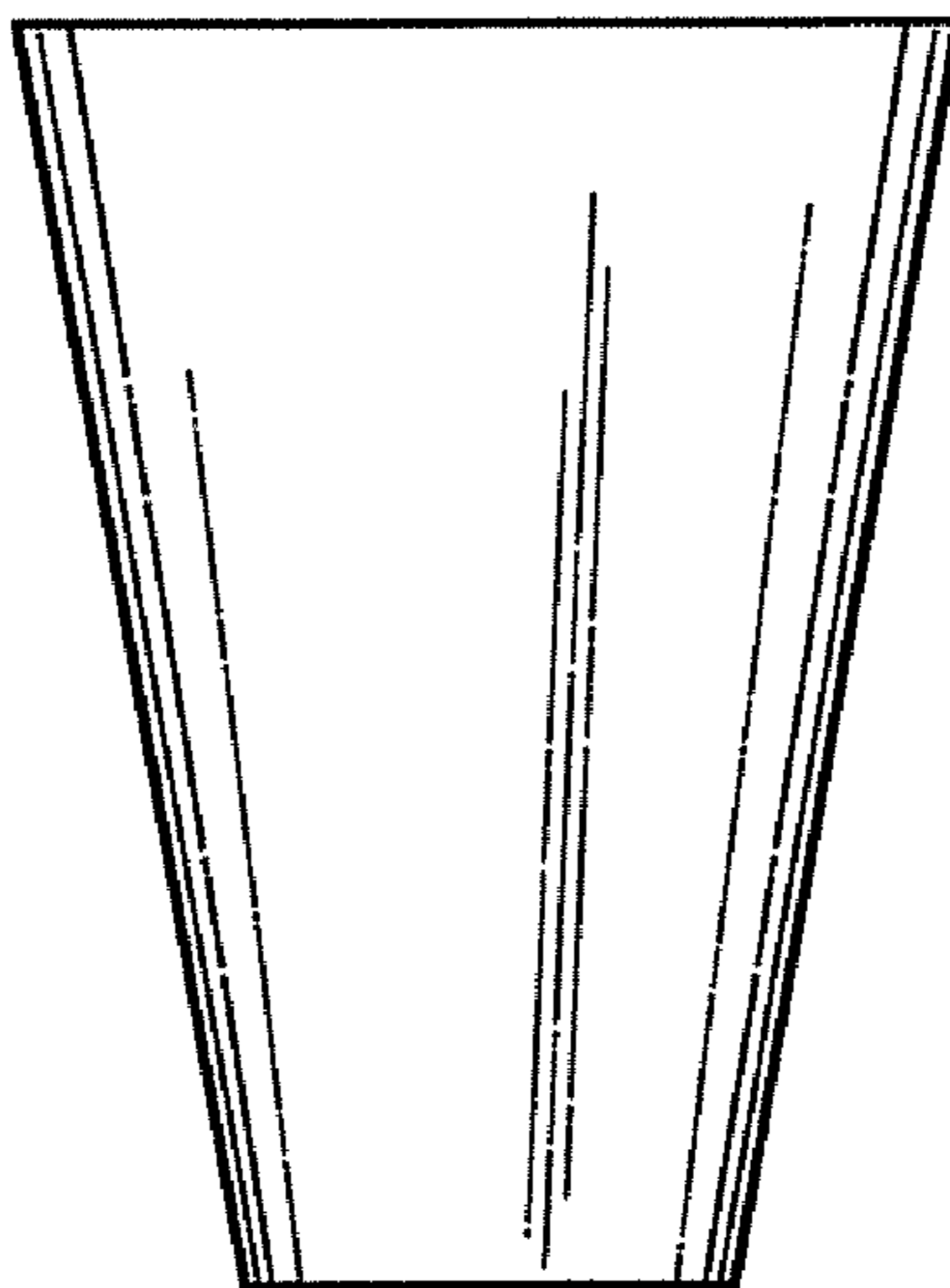


FIG. 4




FIG. 5

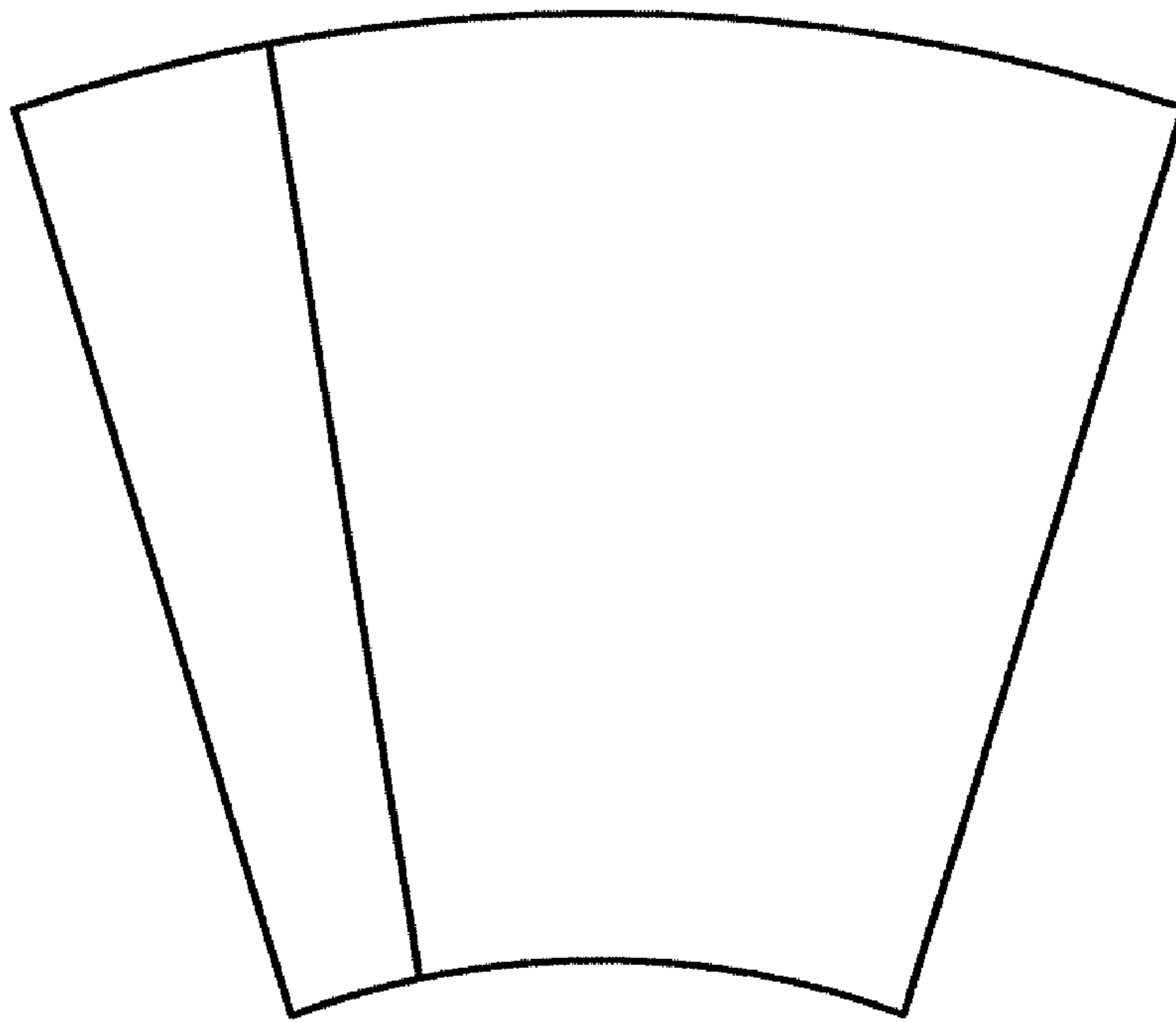


FIG. 6