



US00D614915S

(12) **United States Design Patent**
Schnitman et al.

(10) **Patent No.:** **US D614,915 S**
(45) **Date of Patent:** **** May 4, 2010**

(54) **MULTIPURPOSE COOKING GRIDDLE**

(76) Inventors: **Paul Schnitman**, 400 Pine St., Suite
1050, Abilene, TX (US) 79601; **Russell**
W. Thompson, P.O. Box 227416, Dallas,
TX (US) 75222-7416

(**) Term: **14 Years**

(21) Appl. No.: **29/352,346**

(22) Filed: **Dec. 18, 2009**

(51) **LOC (9) Cl.** **07-02**

(52) **U.S. Cl.** **D7/409**

(58) **Field of Classification Search** D7/323,
D7/354-363, 388, 390, 402, 404, 407, 409,
D7/554.3, 698; 99/324, 331, 339-340, 402,
99/421 A, 421 H, 421 HH, 421 R, 422-427,
99/449-450; 126/9 R, 25 R, 39 R, 41 R,
126/299 C; 219/448.17, 730, 759, 1; 220/485,
220/491-494, 500, 507, 573.1, 752, 759,
220/769, 912

See application file for complete search history.

(56) **References Cited**

U.S. PATENT DOCUMENTS

D130,444 S	11/1941	Howard	
D134,457 S	12/1942	Raiser	
D154,195 S	6/1949	Beck	
2,727,505 A *	12/1955	Hood	126/25 R
3,317,709 A *	5/1967	Beasley	219/448.17
4,724,823 A *	2/1988	Simpson	126/39 R
5,325,843 A *	7/1994	Bravata, Jr.	126/299 C
5,413,032 A *	5/1995	Bruno et al.	99/331
D372,636 S *	8/1996	Neff	D7/402
5,619,910 A *	4/1997	Farnsworth et al.	99/422

5,678,531 A	10/1997	Byers et al.	
5,740,723 A *	4/1998	Lin	99/422
D420,851 S *	2/2000	Wagner et al.	D7/407
6,073,542 A *	6/2000	Perez	99/340
6,161,534 A *	12/2000	Kronman	126/41 R
6,263,783 B1 *	7/2001	Liu	99/339
D508,818 S	8/2005	Hawkins et al.	

OTHER PUBLICATIONS

Griddles-Camp Chef, <http://www.campchef.com/store/group/36/griddles.html> [Dec. 18, 2009].

Little Griddle Griddle-Q gas grill barbecue accessories, <http://www.littlegriddle.com> [Dec. 18, 2009].

* cited by examiner

Primary Examiner—Caron Veynar

Assistant Examiner—Ricky Pham

(74) *Attorney, Agent, or Firm*—Scott T. Griggs; Griggs
Bergen LLP

(57) **CLAIM**

The ornamental design for a multipurpose cooking griddle, as
shown and described.

DESCRIPTION

FIG. 1 is a top left perspective view of a multipurpose cooking
griddle showing our new design;

FIG. 2 is a front elevation view;

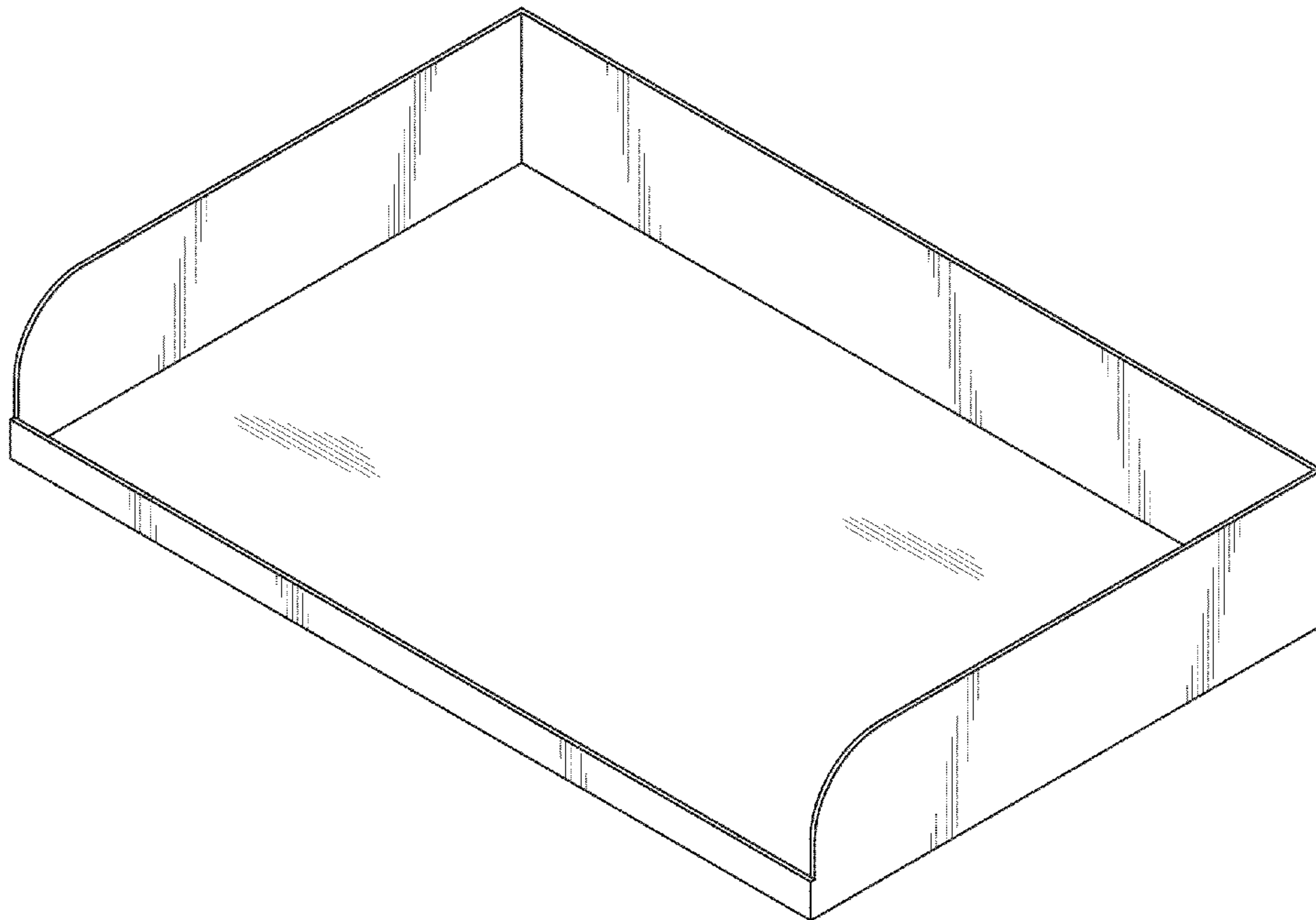
FIG. 3 is a top plan view;

FIG. 4 is a bottom plan view;

FIG. 5 is a rear elevation view; and,

FIG. 6 is a right side elevation view.

1 Claim, 4 Drawing Sheets



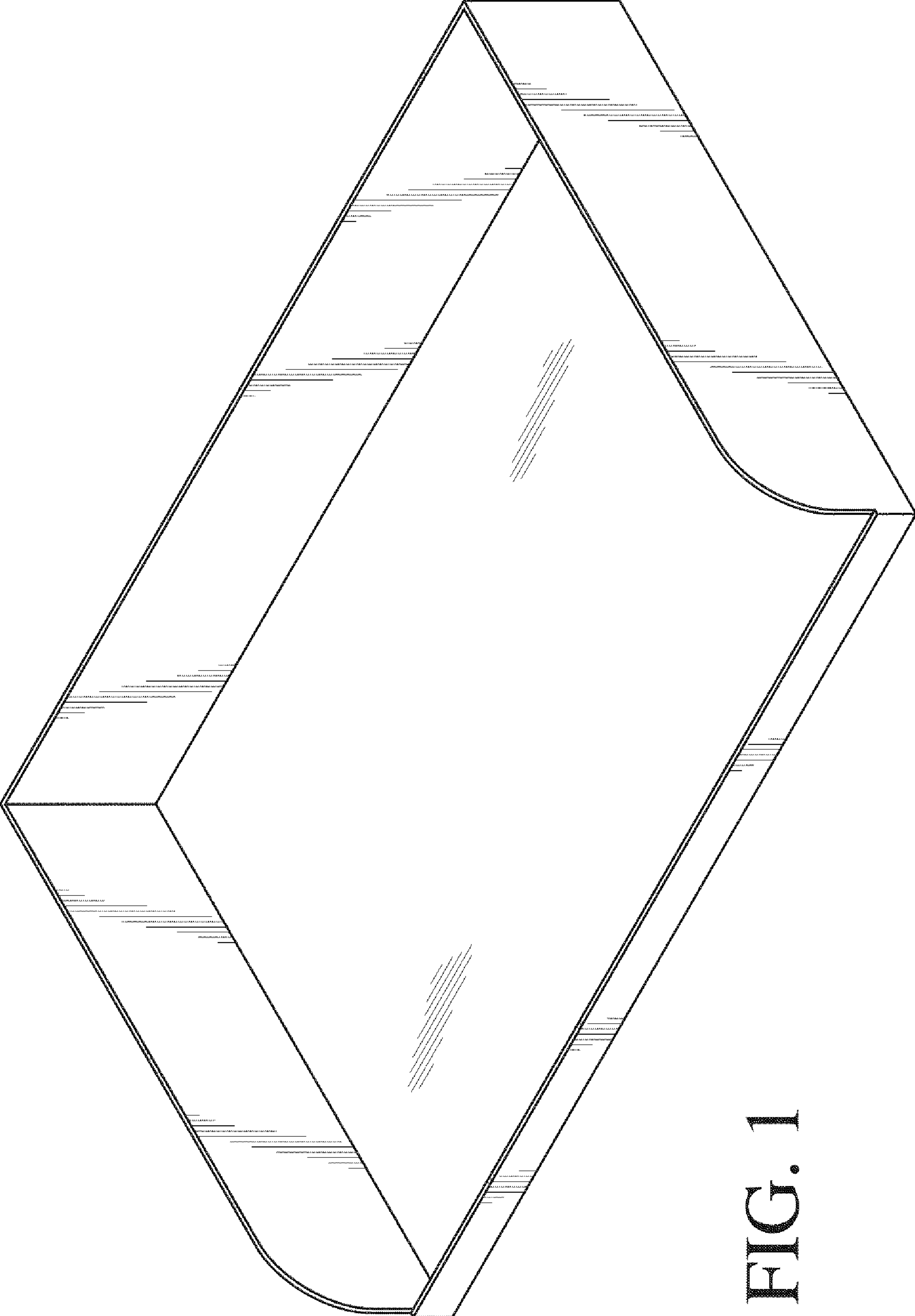


FIG. 1




FIG. 2




FIG. 3




FIG. 4




FIG. 5

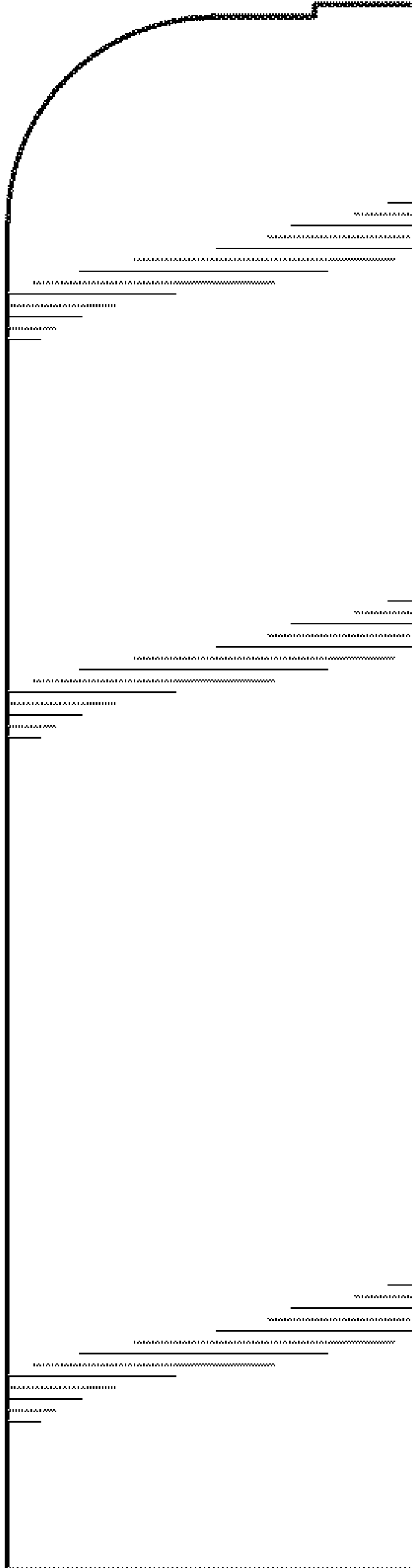


FIG. 6