



US00D614911S

(12) **United States Design Patent**
Pantaleo

(10) **Patent No.:** **US D614,911 S**

(45) **Date of Patent:** **** May 4, 2010**

(54) **COOKWARE HANDLE**

(75) Inventor: **Sarah Pantaleo**, Sandy Springs, GA
(US)

(73) Assignee: **Calphalon Corporation**, Atlanta, GA
(US)

(**) Term: **14 Years**

(21) Appl. No.: **29/352,888**

(22) Filed: **Jan. 18, 2010**

Related U.S. Application Data

(62) Division of application No. 29/340,665, filed on Jul. 23, 2009, now Pat. No. Des. 610,400.

(51) **LOC (9) Cl.** **07-02**

(52) **U.S. Cl.** **D7/394**

(58) **Field of Classification Search** D7/354–361,
D7/393–395; D8/107, 300, 301, 307, 315,
D8/317, 318, 319; 16/430, 431, 110.1, 407,
16/441, 443; 220/573.1–573.5, 752, 753,
220/755, 756, 912; D3/318

See application file for complete search history.

(56) **References Cited**

U.S. PATENT DOCUMENTS

- D480,911 S * 10/2003 Logiudice et al. D7/394
- D494,808 S * 8/2004 Thomkins D7/394
- D503,307 S * 3/2005 Thomkins D7/394
- D527,982 S * 9/2006 Brasset D8/317
- D536,924 S * 2/2007 Levy et al. D7/393

- D537,294 S * 2/2007 Levy et al. D7/393
- D551,497 S * 9/2007 Rae D7/394
- D563,159 S * 3/2008 Rae D7/394
- D564,857 S * 3/2008 Lee D8/316
- D578,371 S * 10/2008 Matijevic D8/316
- D592,449 S * 5/2009 Rae D7/394
- D596,918 S * 7/2009 Menzies D8/315
- D597,786 S * 8/2009 Molayem D7/394

* cited by examiner

Primary Examiner—Philip S Hyder

Assistant Examiner—Cynthia M Chin

(74) *Attorney, Agent, or Firm*—Gardner Groff Greenwald & Villanueva, PC

(57) **CLAIM**

The ornamental design for a cookware handle, as shown and described.

DESCRIPTION

FIG. 1 is a top right perspective view of a cookware handle according to the present invention.

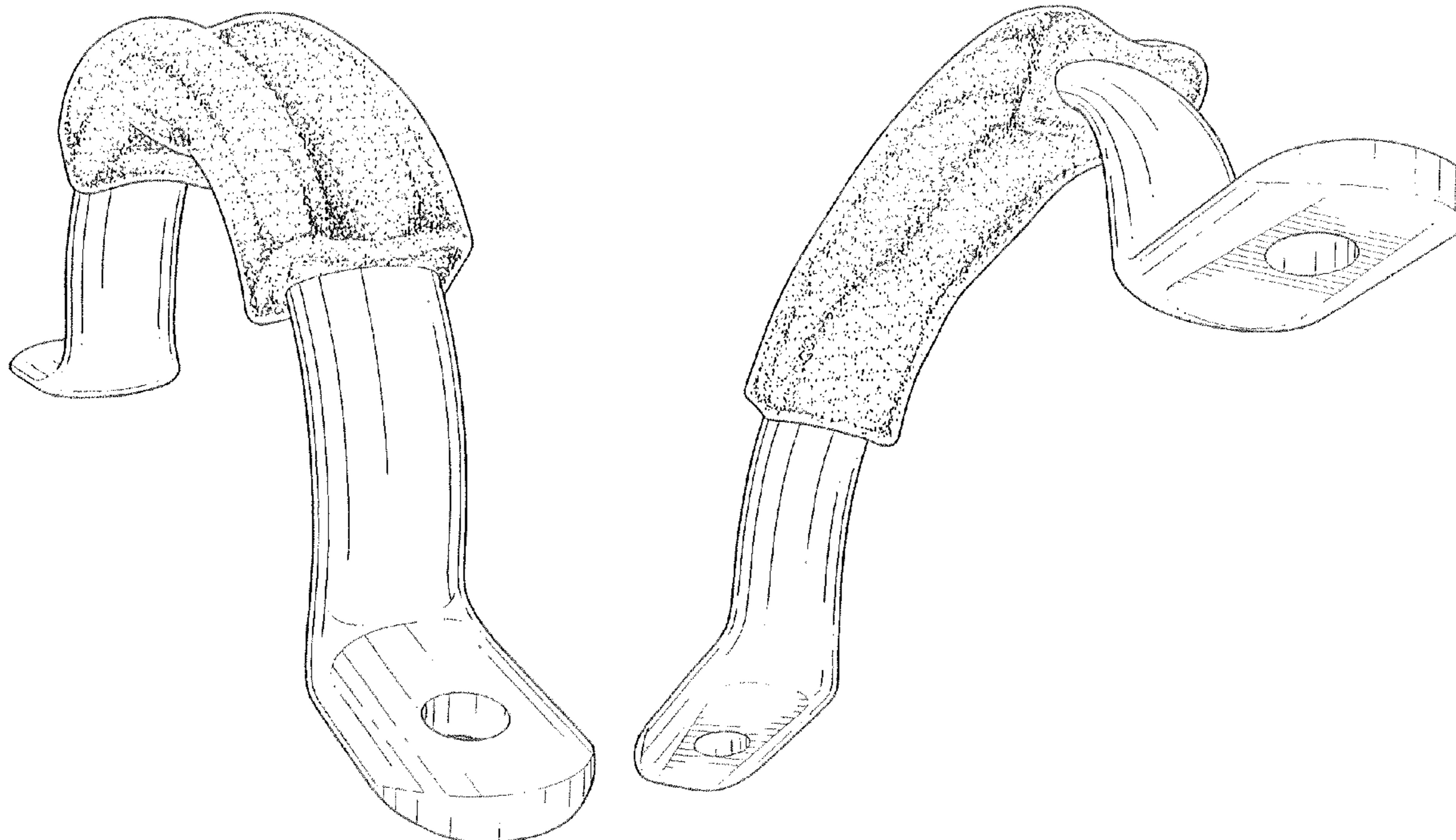
FIG. 2 is a bottom right perspective view of the cookware handle of FIG. 1.

FIG. 3 is a front view of the cookware handle of FIG. 1, the rear side view being a mirror image thereof

FIG. 4 is a right side view of the cookware handle of FIG. 1, the left side view being a mirror image thereof.

FIG. 5 is a top view of the cookware handle of FIG. 1; and, FIG. 6 is a bottom view of the cookware handle of FIG. 1.

1 Claim, 4 Drawing Sheets



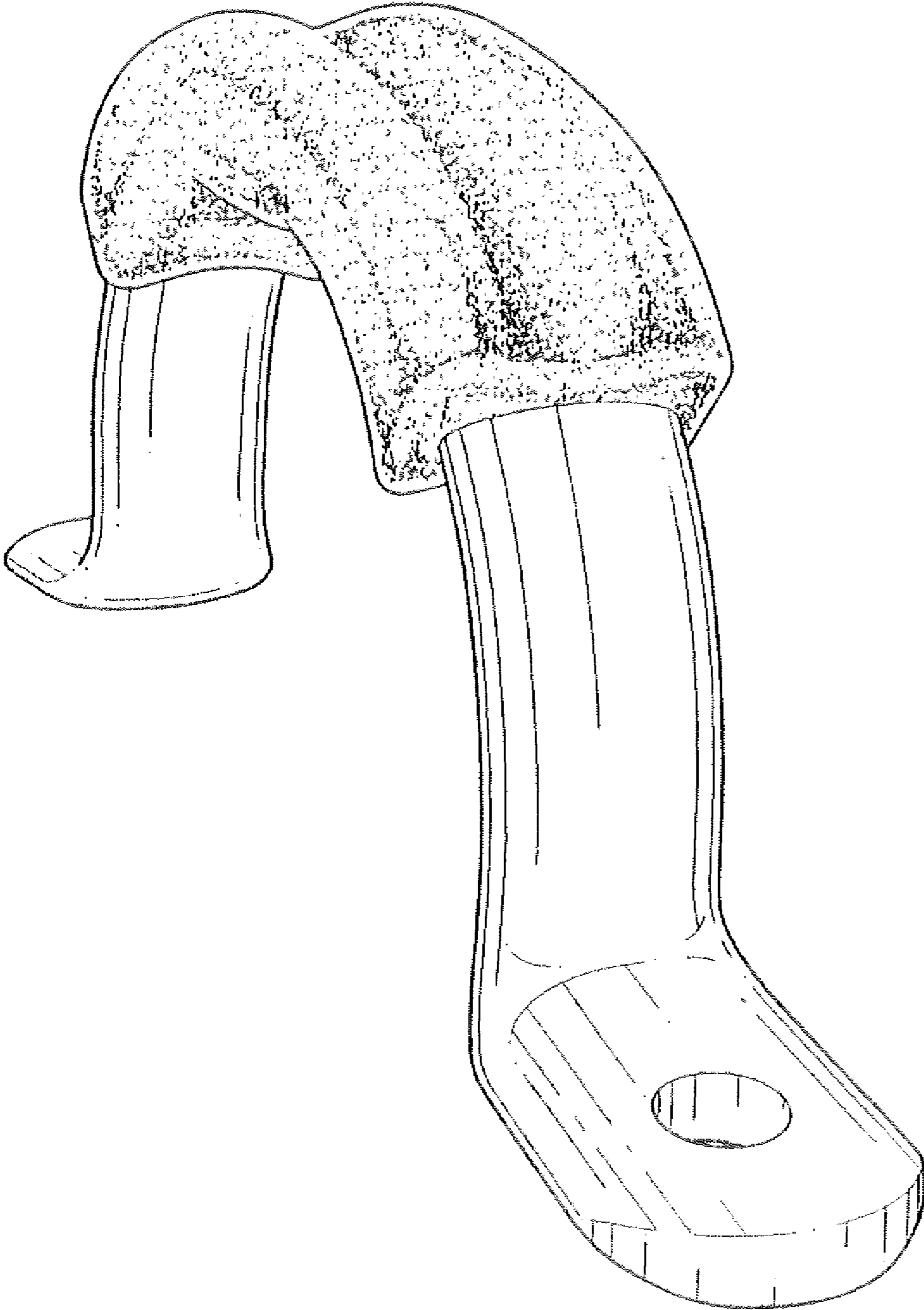


FIG. 1

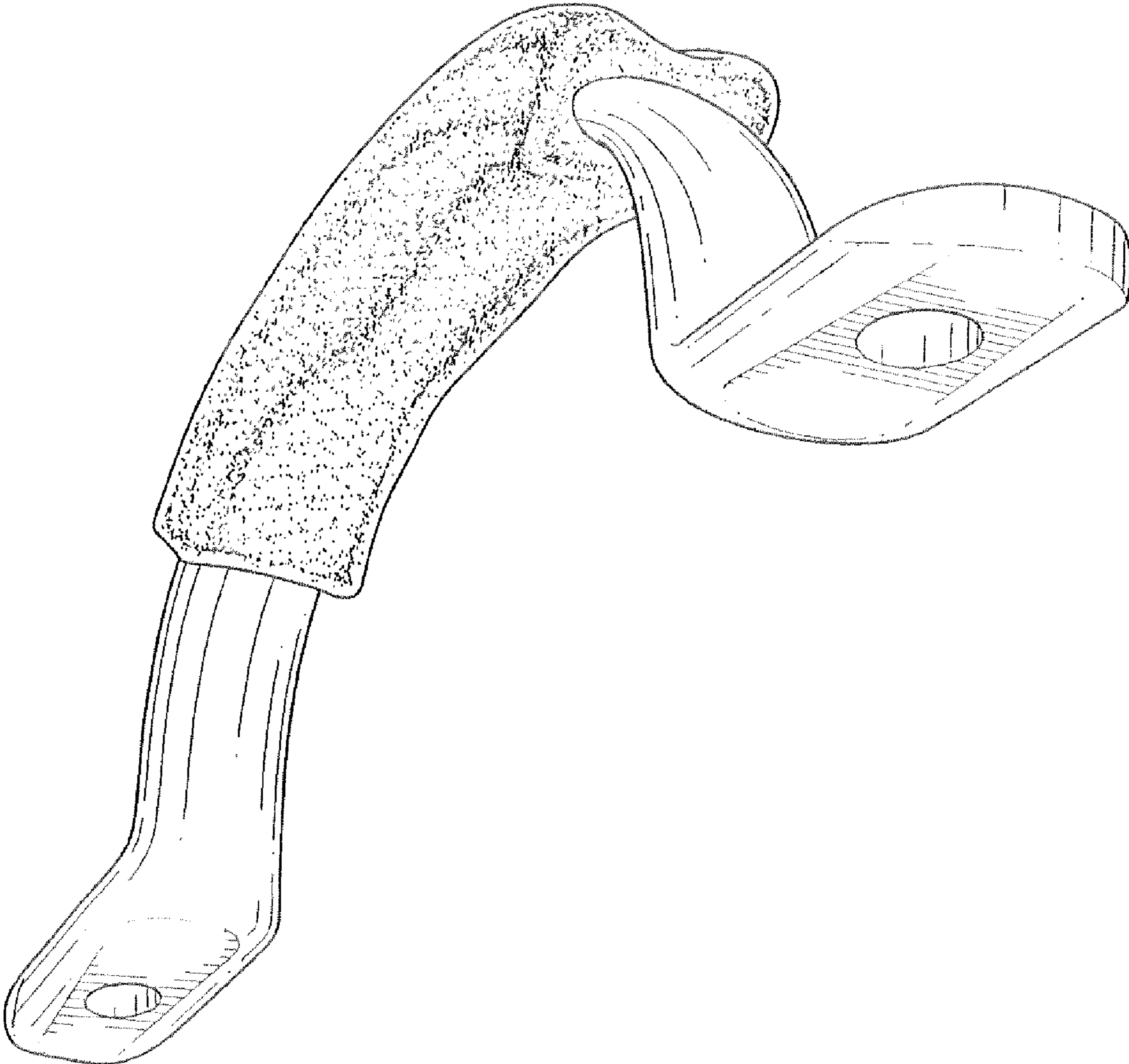


FIG. 2

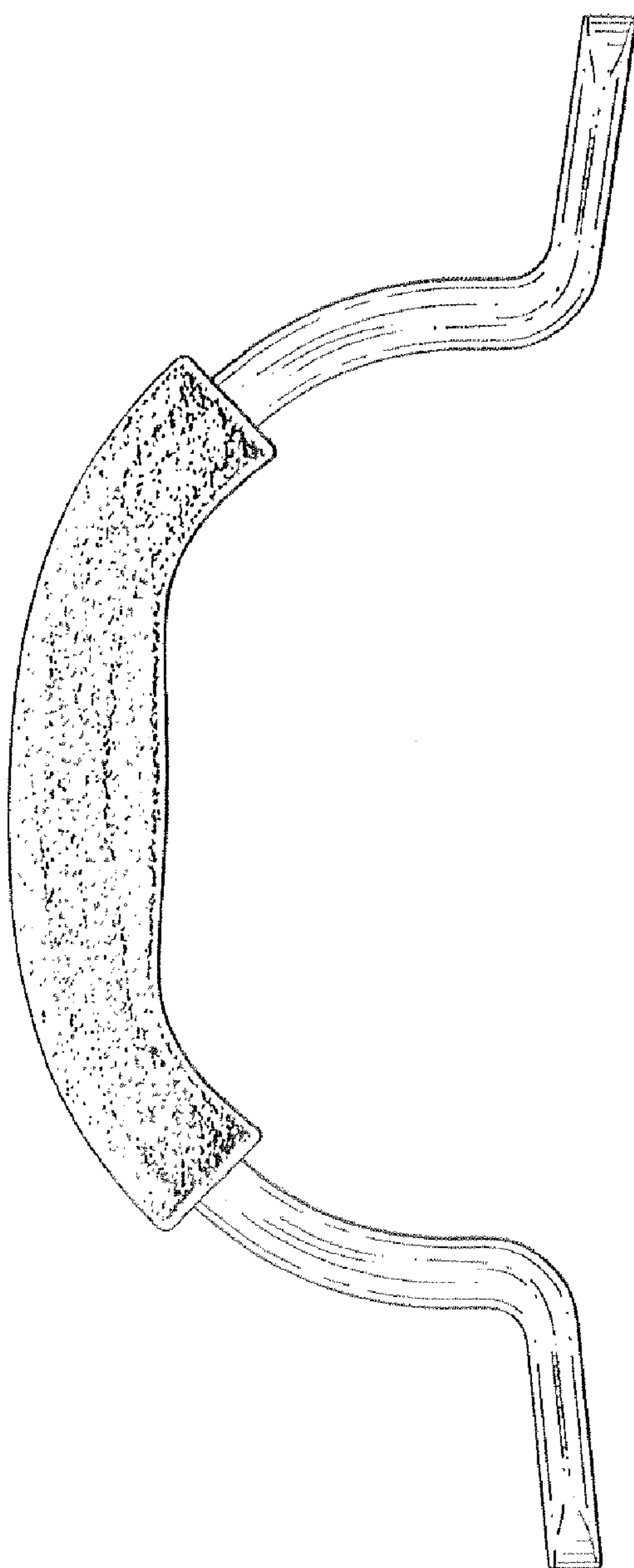


FIG. 3




FIG. 4




FIG. 5




FIG. 6