



US00D614895S

(12) **United States Design Patent**
Queally et al.

(10) **Patent No.:** **US D614,895 S**

(45) **Date of Patent:** **** May 4, 2010**

(54) **CHAIR**

(75) Inventors: **John James Queally**, Carmel, IN (US);
Donald Ray Rogers, Kokomo, IN (US)

(73) Assignee: **Wild Sales, LLC**, Carmel, IN (US)

(**) Term: **14 Years**

(21) Appl. No.: **29/324,694**

(22) Filed: **Sep. 18, 2008**

(51) **LOC (9) Cl.** **06-06**

(52) **U.S. Cl.** **D6/500; D6/366**

(58) **Field of Classification Search** D6/334–336,
D6/359–369, 374–375, 379–381, 498, 500–502;
297/284.4, 411.27, 452.13, 452.19, 452.21,
297/452.29, 452.3, 452.56, 452.64
See application file for complete search history.

(56) **References Cited**

U.S. PATENT DOCUMENTS

D531,830 S *	11/2006	Chen	D6/366
D532,628 S *	11/2006	Egger	D6/500
D533,376 S *	12/2006	Vong	D6/500
D533,377 S *	12/2006	Egger	D6/500
D535,503 S *	1/2007	Smith	D6/500
D535,839 S *	1/2007	Johnson	D6/500
D537,278 S *	2/2007	Egger et al.	D6/500
D537,663 S *	3/2007	Johnson	D6/500
D538,071 S *	3/2007	Egger	D6/500
D538,073 S *	3/2007	McDiarmid et al.	D6/500
D538,558 S *	3/2007	Egger	D6/500
D538,568 S *	3/2007	Mazzera	D6/501
D540,076 S *	4/2007	Mazzera	D6/501
D540,573 S *	4/2007	Smith	D6/500
D542,063 S *	5/2007	Smith	D6/501

D542,578 S *	5/2007	Smith	D6/501
D557,531 S *	12/2007	Johnson	D6/500
D561,503 S *	2/2008	Grove	D6/501
D570,126 S *	6/2008	Zhang	D6/366
D602,289 S *	10/2009	Mezzera	D6/501

FOREIGN PATENT DOCUMENTS

JP	200830166184.4	5/2008
JP	200830167387.5	6/2008

* cited by examiner

Primary Examiner—Caron Veynar

Assistant Examiner—Ricky Pham

(74) *Attorney, Agent, or Firm*—Bose McKinney & Evans, LLP

(57) **CLAIM**

The ornamental design for chair, as shown and described.

DESCRIPTION

FIG. 1 is a front view of the chair showing the new design.

FIG. 2 is a left perspective side view of the chair as shown in FIG. 1.

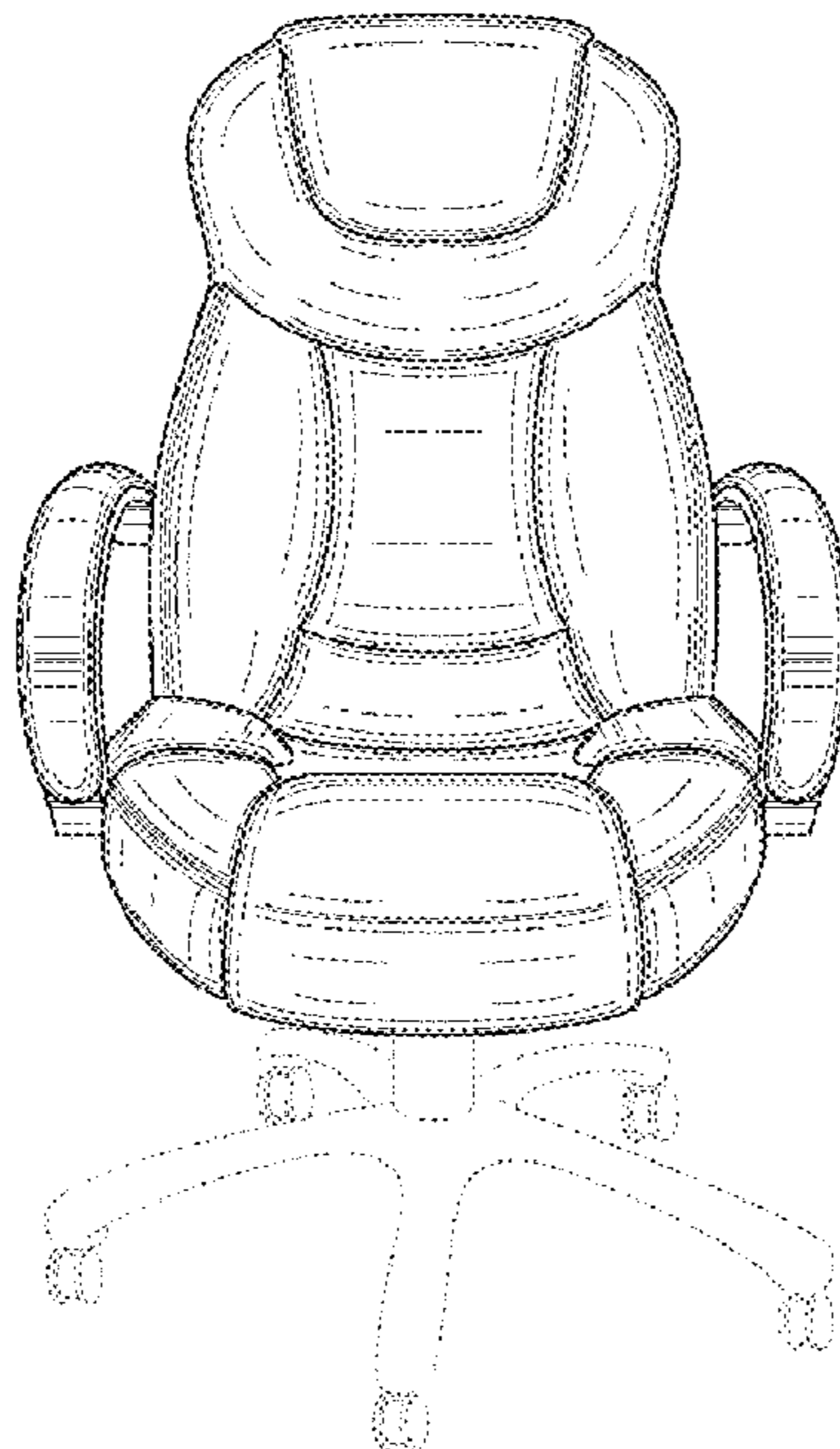
FIG. 3 is a back side view of the chair as shown in FIG. 1.

FIG. 4 is a right perspective side view of the chair as shown in FIG. 1; and,

FIG. 5 is a top perspective elevation view of the chair as shown in FIG. 1.

Features shown in dashed lines immediately adjacent the shaded areas or adjacent the solid lines represent the bounds of the claim and all other dashed lines are for illustrative purposes only. None of the dashed lines form a part of the claimed design.

1 Claim, 5 Drawing Sheets



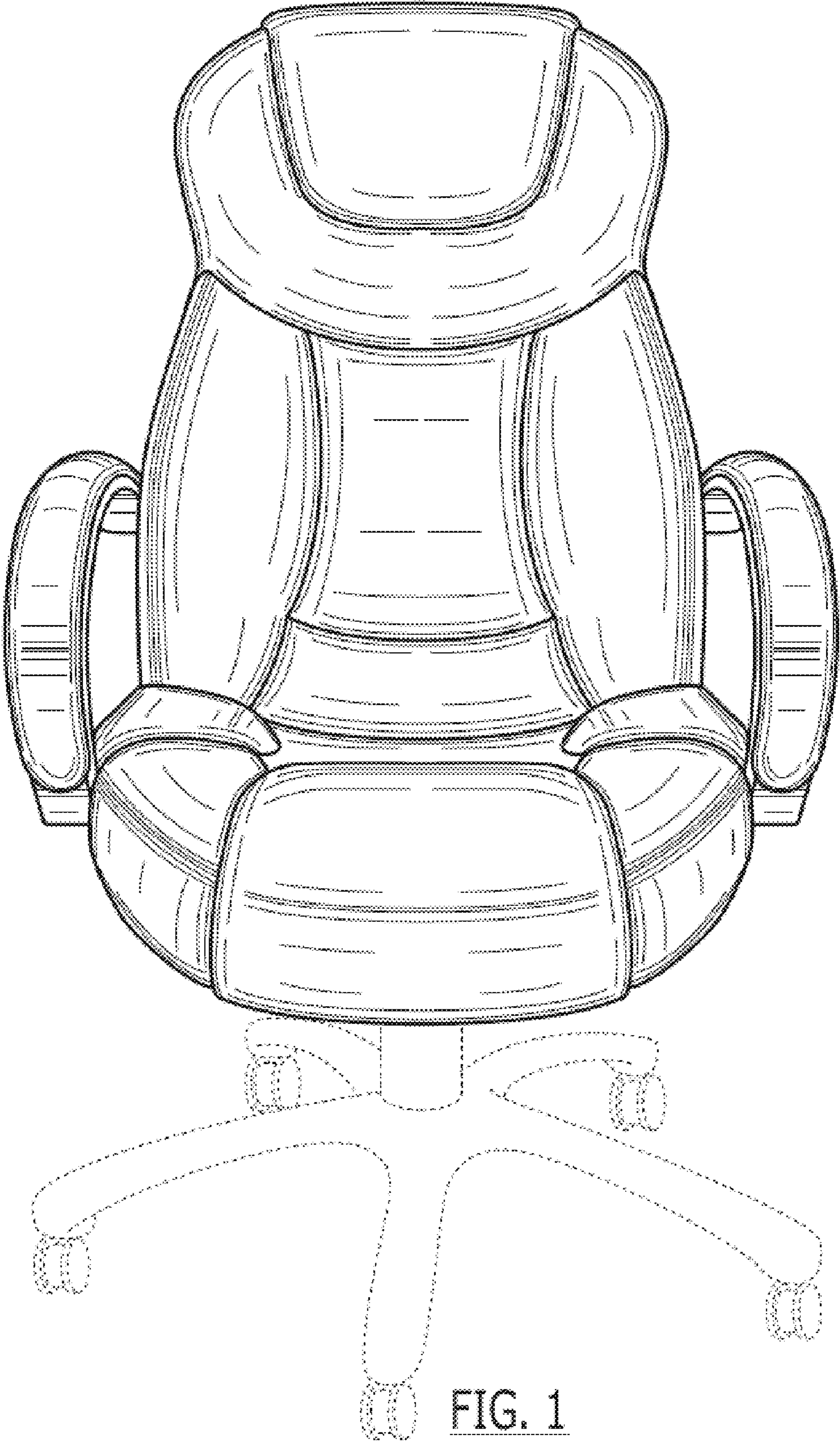


FIG. 1



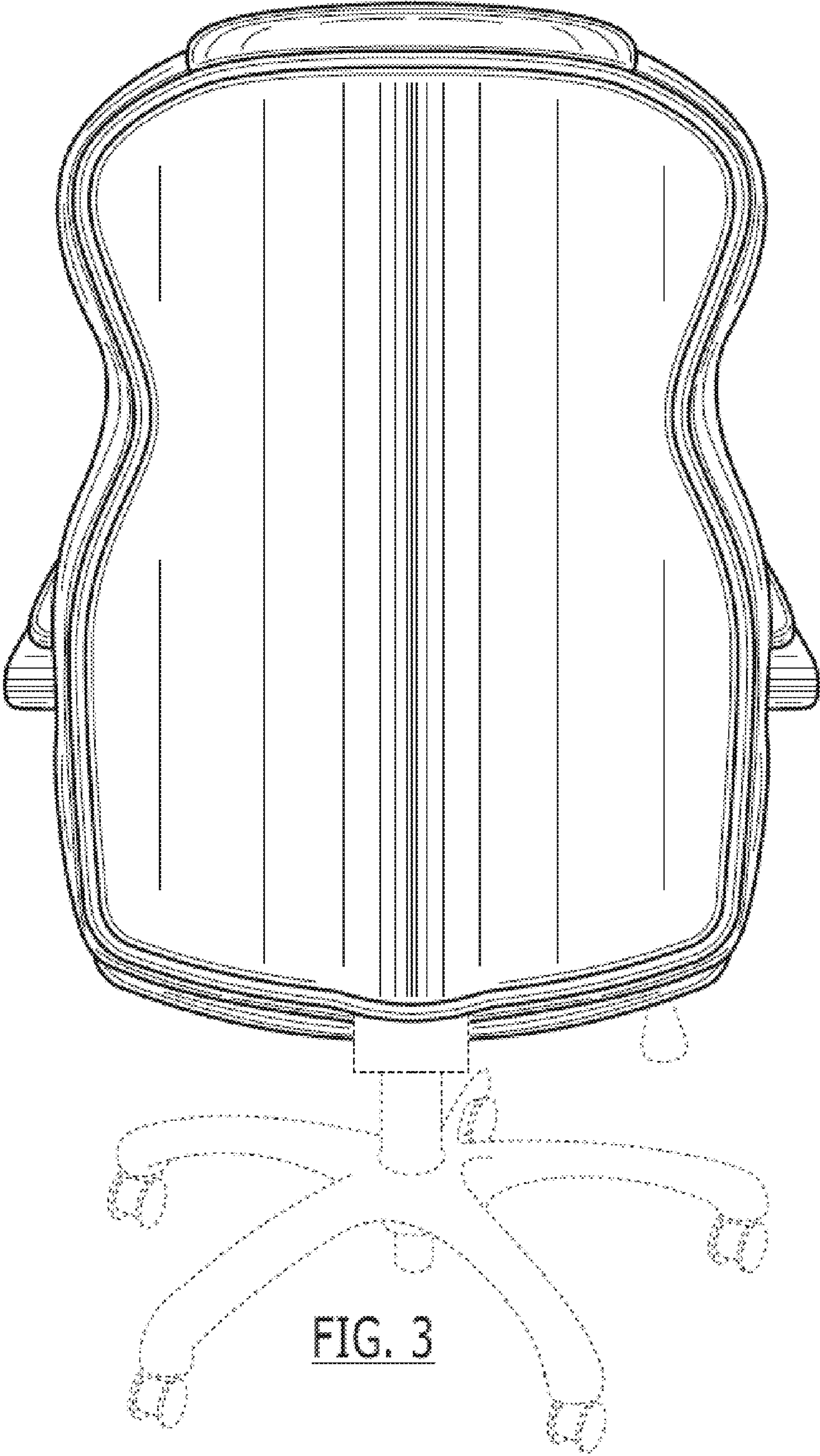


FIG. 3

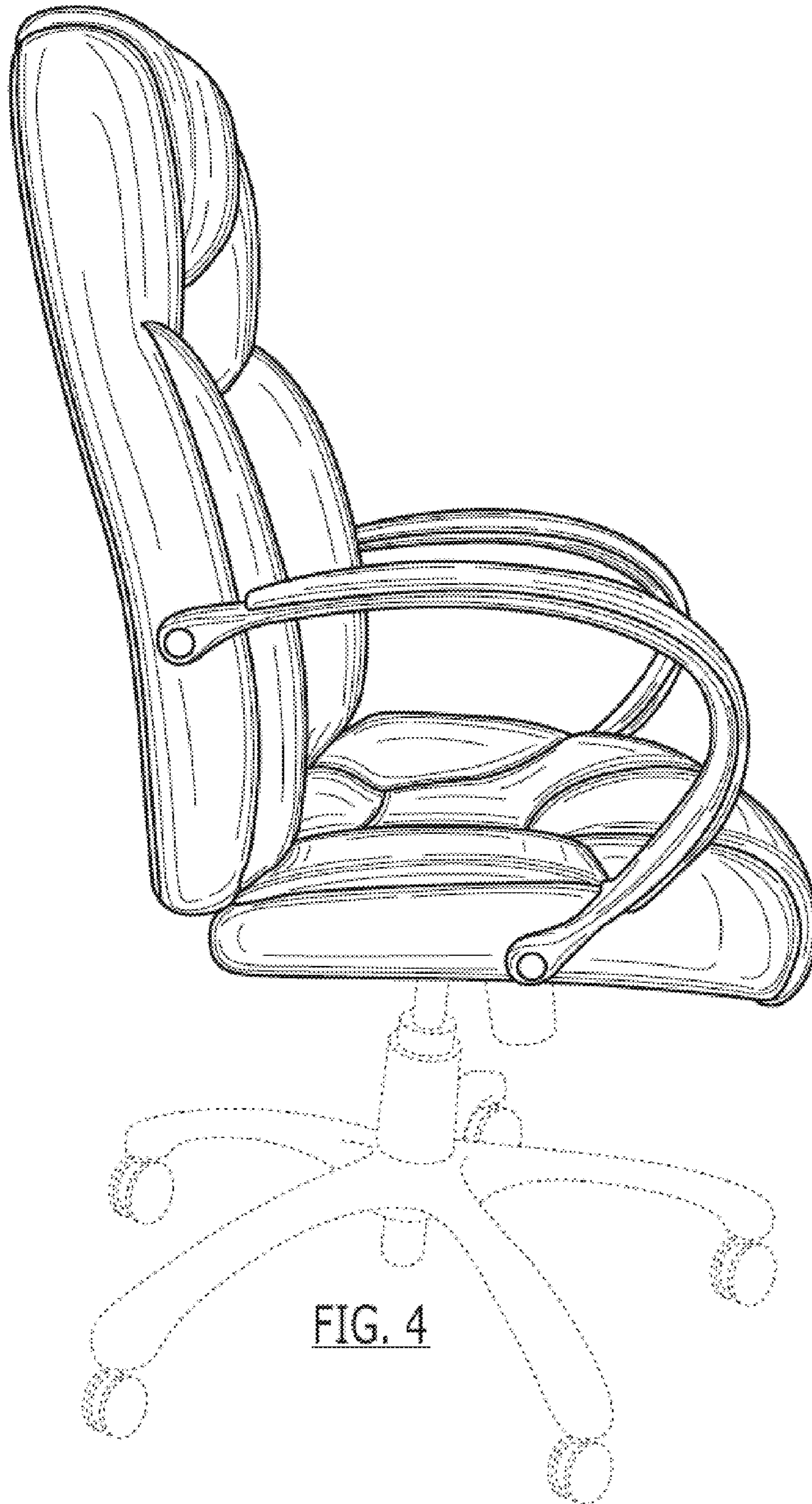


FIG. 4

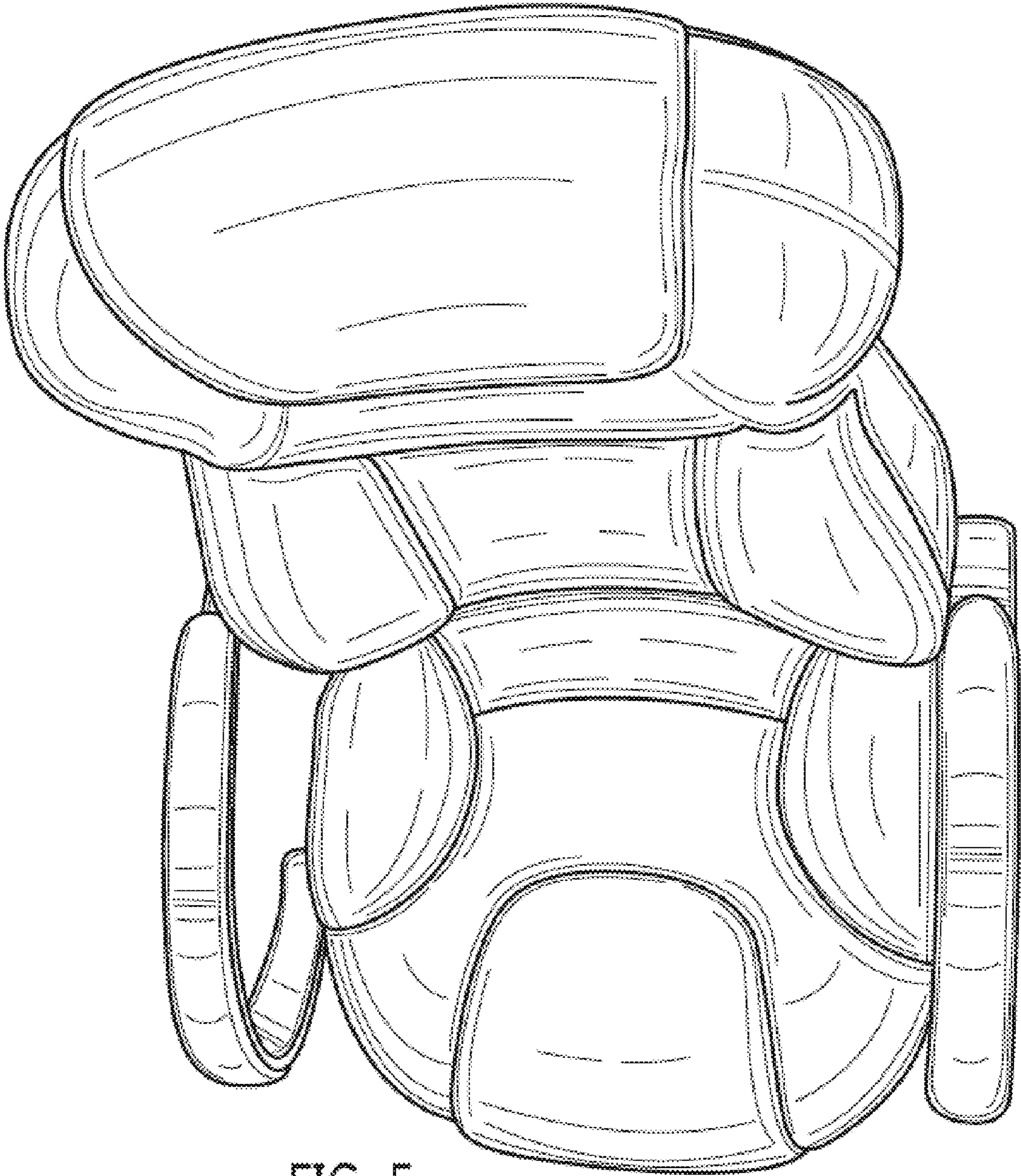


FIG. 5