



US00D614888S

(12) **United States Design Patent**  
**Sexton**

(10) **Patent No.:** **US D614,888 S**

(45) **Date of Patent:** **\*\* May 4, 2010**

(54) **BOOKCASE**

D528,327 S \* 9/2006 O'Reilly ..... D6/479  
D560,933 S 2/2008 Sexton  
D589,281 S \* 3/2009 Chung ..... D6/479

(75) Inventor: **James S. Sexton**, San Ramon, CA (US)

(73) Assignee: **Z-Line Designs, Inc.**, San Ramon, CA (US)

(\*\*) Term: **14 Years**

(21) Appl. No.: **29/345,227**

(22) Filed: **Oct. 12, 2009**

(51) **LOC (9) Cl.** ..... **06-04**

(52) **U.S. Cl.** ..... **D6/479**

(58) **Field of Classification Search** ..... D6/474-477,  
D6/479, 426, 460-461, 468, 509; 312/7.2,  
312/9.1; 108/59, 91-92, 96; 211/42, 49.1,  
211/90.04, 71.01, 186

See application file for complete search history.

(56) **References Cited**

**U.S. PATENT DOCUMENTS**

D314,296 S \* 2/1991 Mason ..... D6/479  
D363,626 S \* 10/1995 Herbst ..... D6/479  
D456,179 S \* 4/2002 Ferrer Beltran ..... D6/479  
D456,640 S \* 5/2002 Harwanko ..... D6/479  
D472,073 S \* 3/2003 de Carolis ..... D6/479  
D477,160 S \* 7/2003 Grosfillex ..... D6/479  
D491,386 S \* 6/2004 Sexton ..... D6/479  
D496,546 S \* 9/2004 Moon et al. .... D6/479  
D496,809 S \* 10/2004 Dardashti ..... D6/479  
D505,574 S 5/2005 Sexton  
D522,276 S \* 6/2006 Povich et al. .... D6/479  
D527,208 S \* 8/2006 Malizia ..... D6/479

**OTHER PUBLICATIONS**

U.S. Appl. No. 29/337,851, filed May 29, 2009, titled "*Shelf*", Inventor: James S. Sexton.

\* cited by examiner

*Primary Examiner*—Elizabeth A Albert

*Assistant Examiner*—Kelley A Donnelly

(74) *Attorney, Agent, or Firm*—Townsend and Townsend and Crew LLP

(57) **CLAIM**

The ornamental design for a bookcase, as shown and described.

**DESCRIPTION**

FIG. 1 is a perspective view of a bookcase showing my new design;

FIG. 2 is a front elevational view thereof;

FIG. 3 is a rear elevational view thereof;

FIG. 4 is a right side elevational view thereof;

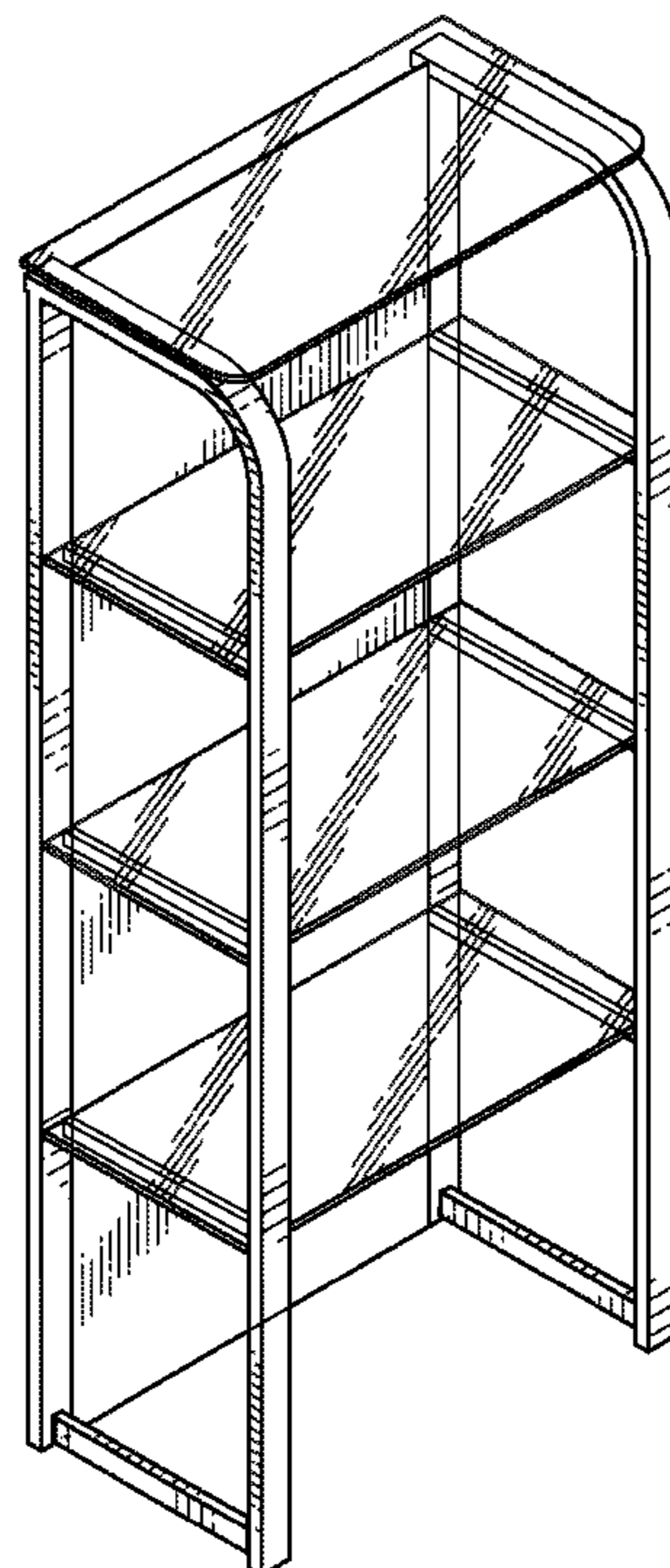
FIG. 5 is a left side elevational view thereof;

FIG. 6 is a top plan view thereof; and,

FIG. 7 is a bottom plan view thereof.

The broken lines showing in FIGS. 2 and 3 are for environmental purposes only and form no part of the claimed design.

**1 Claim, 5 Drawing Sheets**






FIG. 1

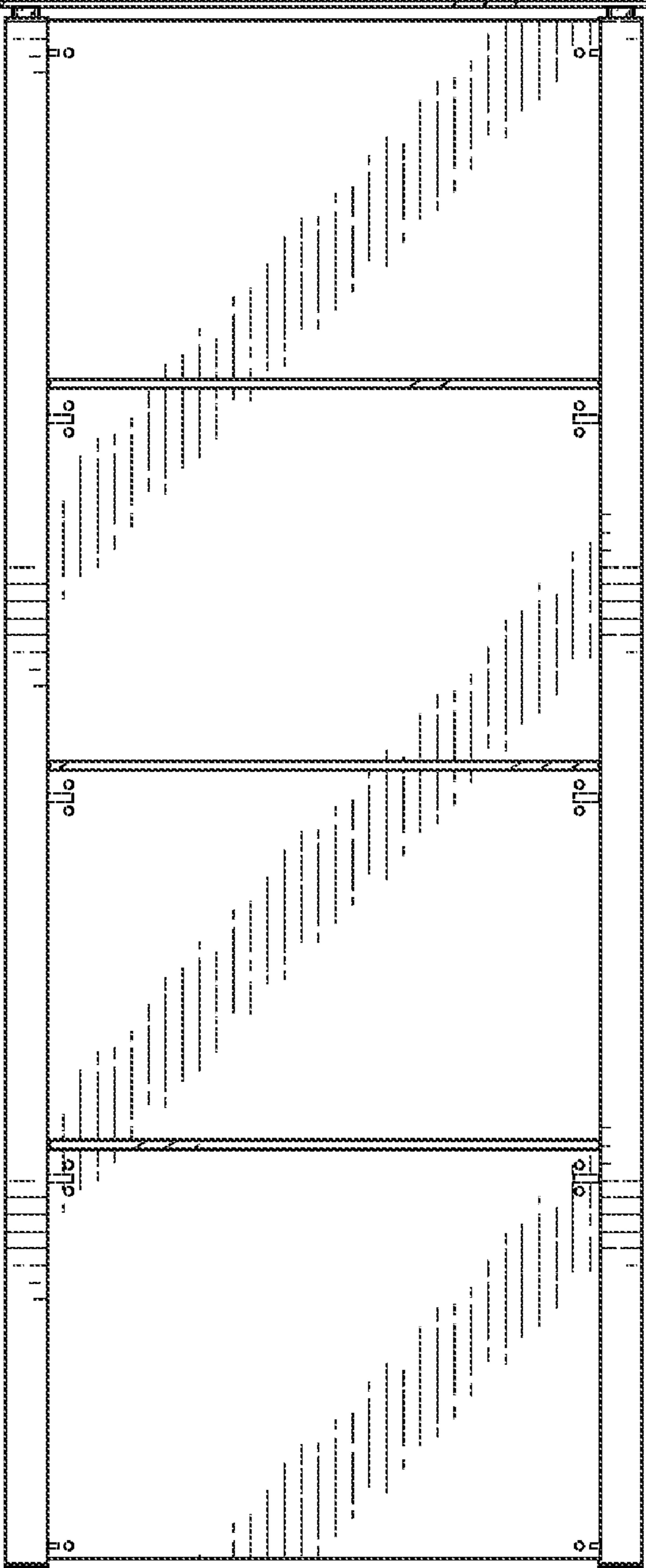


FIG. 2

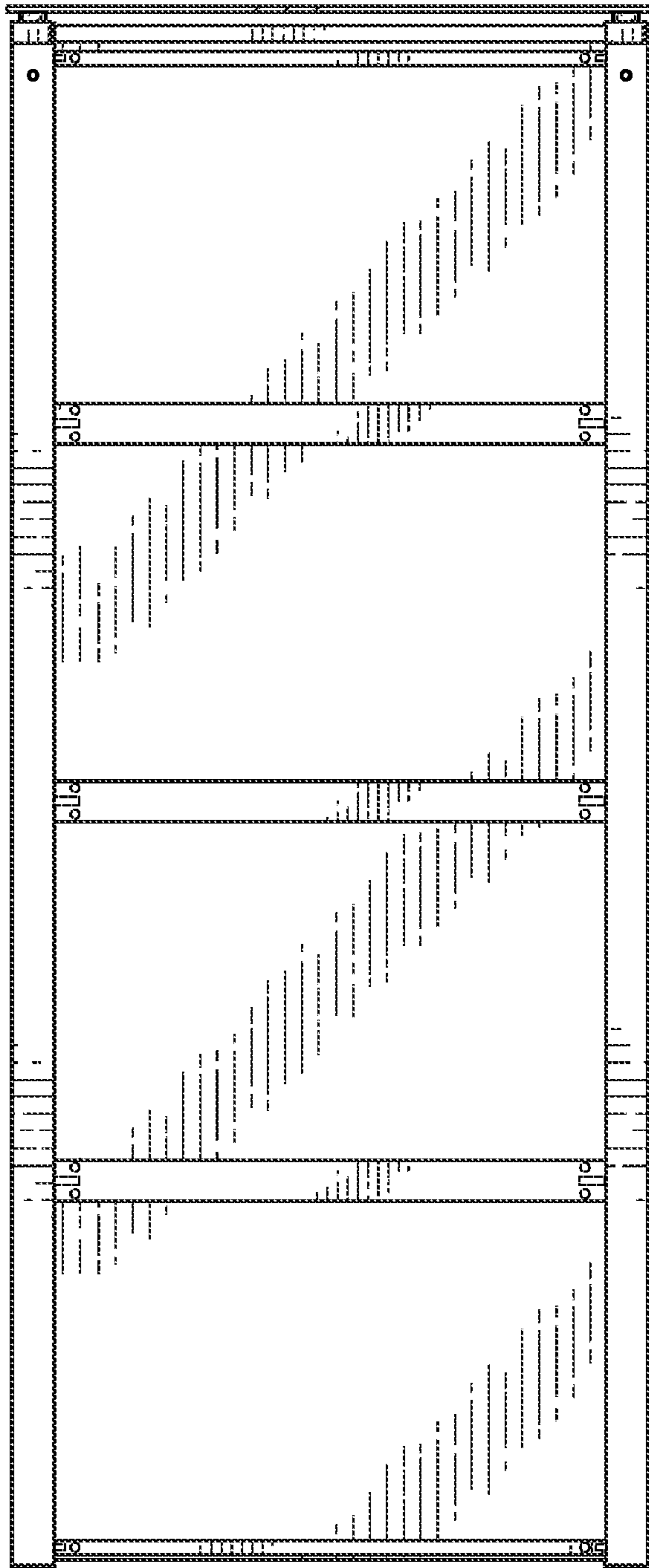


FIG. 3

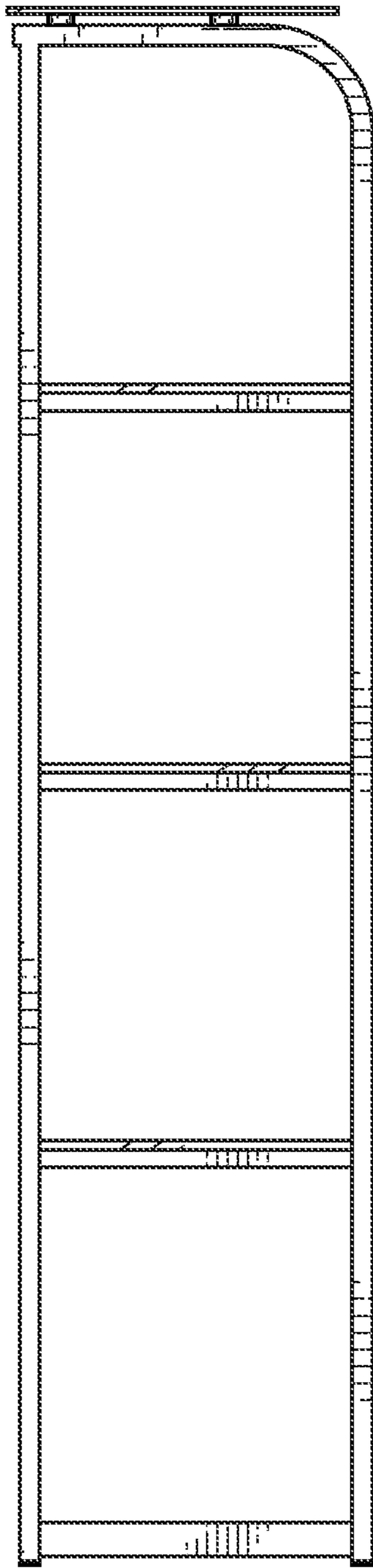


FIG. 4

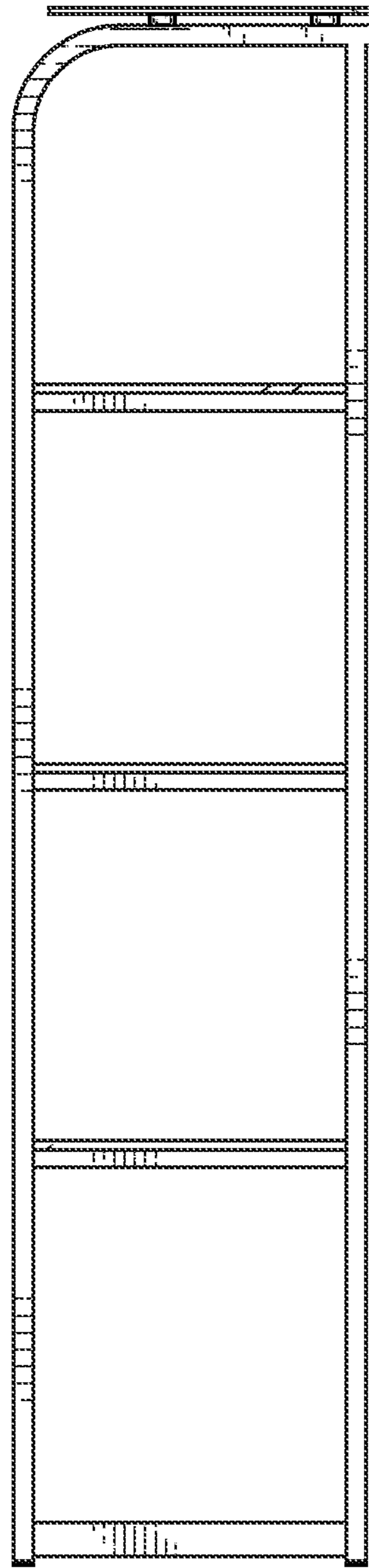


FIG. 5

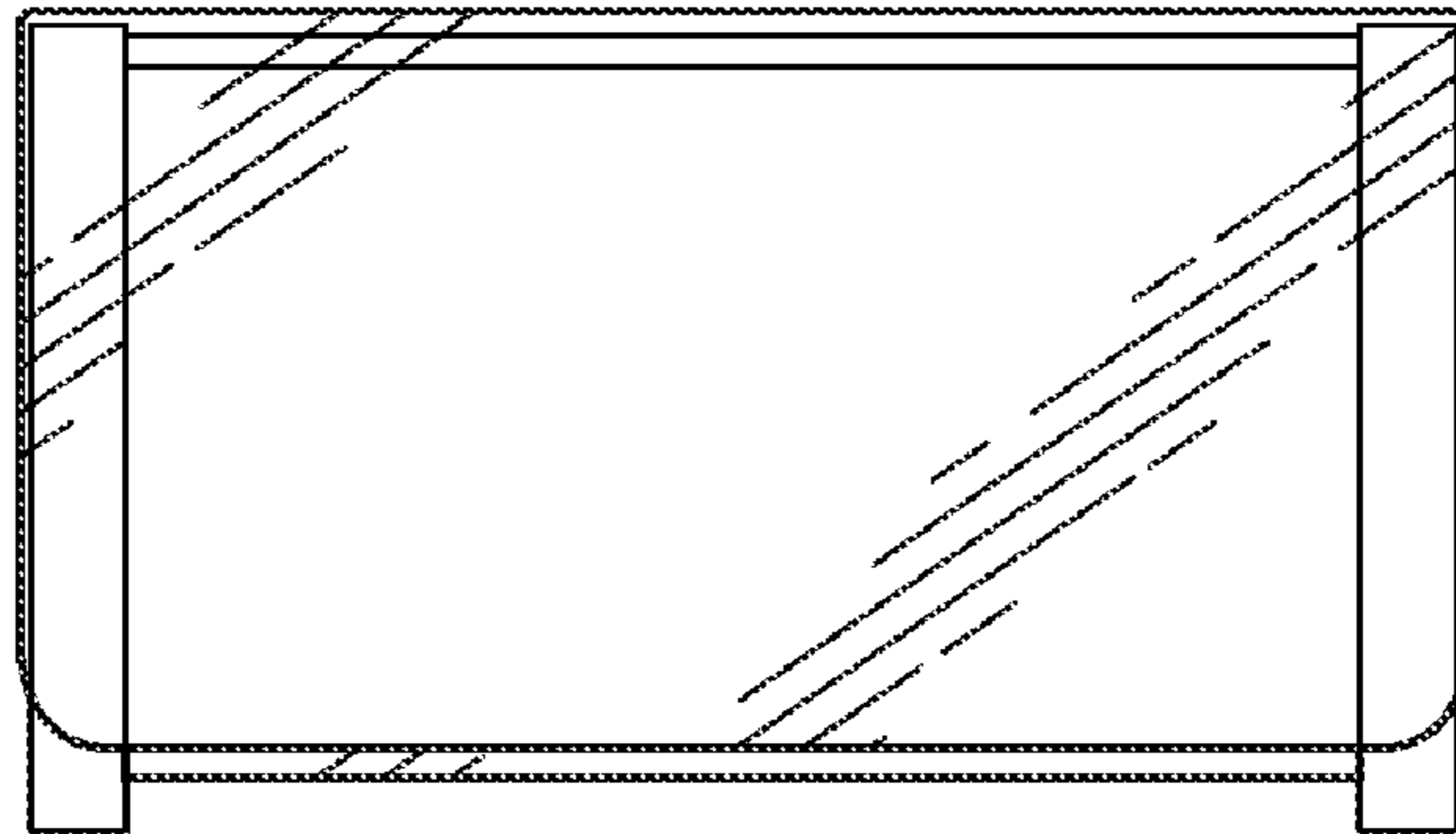


FIG. 6

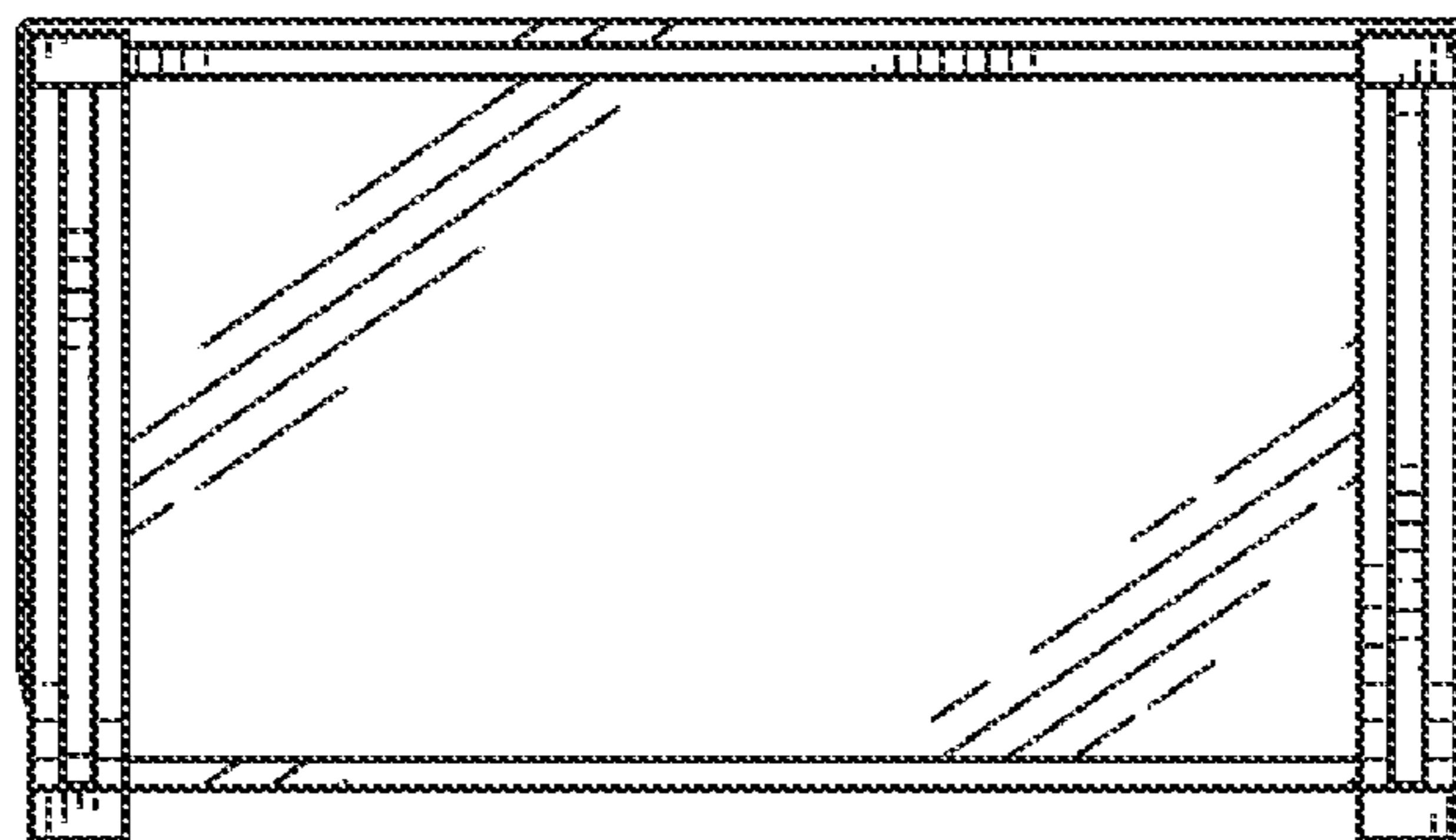


FIG. 7