



US00D614882S

(12) **United States Design Patent**
Zawitz

(10) **Patent No.:** **US D614,882 S**
(45) **Date of Patent:** **** May 4, 2010**

(54) **CHAIR**

D220,388 S 4/1971 Kramer
3,597,872 A 8/1971 Vennola et al.

(75) Inventor: **Richard E. Zawitz**, San Francisco, CA
(US)

(Continued)

(73) Assignee: **Tangle, Inc.**, South San Francisco, CA
(US)

FOREIGN PATENT DOCUMENTS

DE 2503780 5/1976

(Continued)

(**) Term: **14 Years**

Primary Examiner—Mimosa De

(21) Appl. No.: **29/332,393**

(74) *Attorney, Agent, or Firm*—Townsend and Townsend and Crew LLP

(22) Filed: **Feb. 13, 2009**

(57) **CLAIM**

(51) **LOC (9) Cl.** **06-01**

The ornamental design for chair, as shown and described.

(52) **U.S. Cl.** **D6/372; D6/375**

(58) **Field of Classification Search** D6/334–336,
D6/366, 371, 372, 373, 374, 375, 376, 379,
D6/499, 500–502; 297/445.1, 446.1, 451.4,
297/451.7, 452.12, 452.14, 452.18, 452.19,
297/452.2, 452.29

DESCRIPTION

See application file for complete search history.

FIG. 1 is a perspective view of a chair showing my new design, the broken lines showing seams are for illustrative purposes only and form no part of the claimed design;

FIG. 2 is a top plan view thereof, the broken lines showing seams are for illustrative purposes only and form no part of the claimed design;

(56) **References Cited**

U.S. PATENT DOCUMENTS

115,252 A	5/1871	Spencer
513,560 A	1/1894	Dickey
1,611,488 A	12/1926	Rocquin et al.
1,852,071 A	4/1932	Becker
2,073,346 A	3/1937	Clow
2,078,382 A	4/1937	Hanshaw
2,703,724 A	3/1955	Der Yuen et al.
2,791,868 A	5/1957	Viken
3,046,016 A	7/1962	Laws
D202,549 S	10/1965	Kramer
D202,550 S	10/1965	Kramer
3,218,071 A	11/1965	Richard
3,222,072 A	12/1965	Dreyer
3,238,586 A	3/1966	Stoffel
3,251,103 A	5/1966	Saut
3,469,339 A	9/1969	Thomas
3,514,893 A	6/1970	Paksy
D219,284 S	11/1970	Hunt

FIG. 3 is a front elevational view thereof, the broken lines showing seams are for illustrative purposes only and form no part of the claimed design;

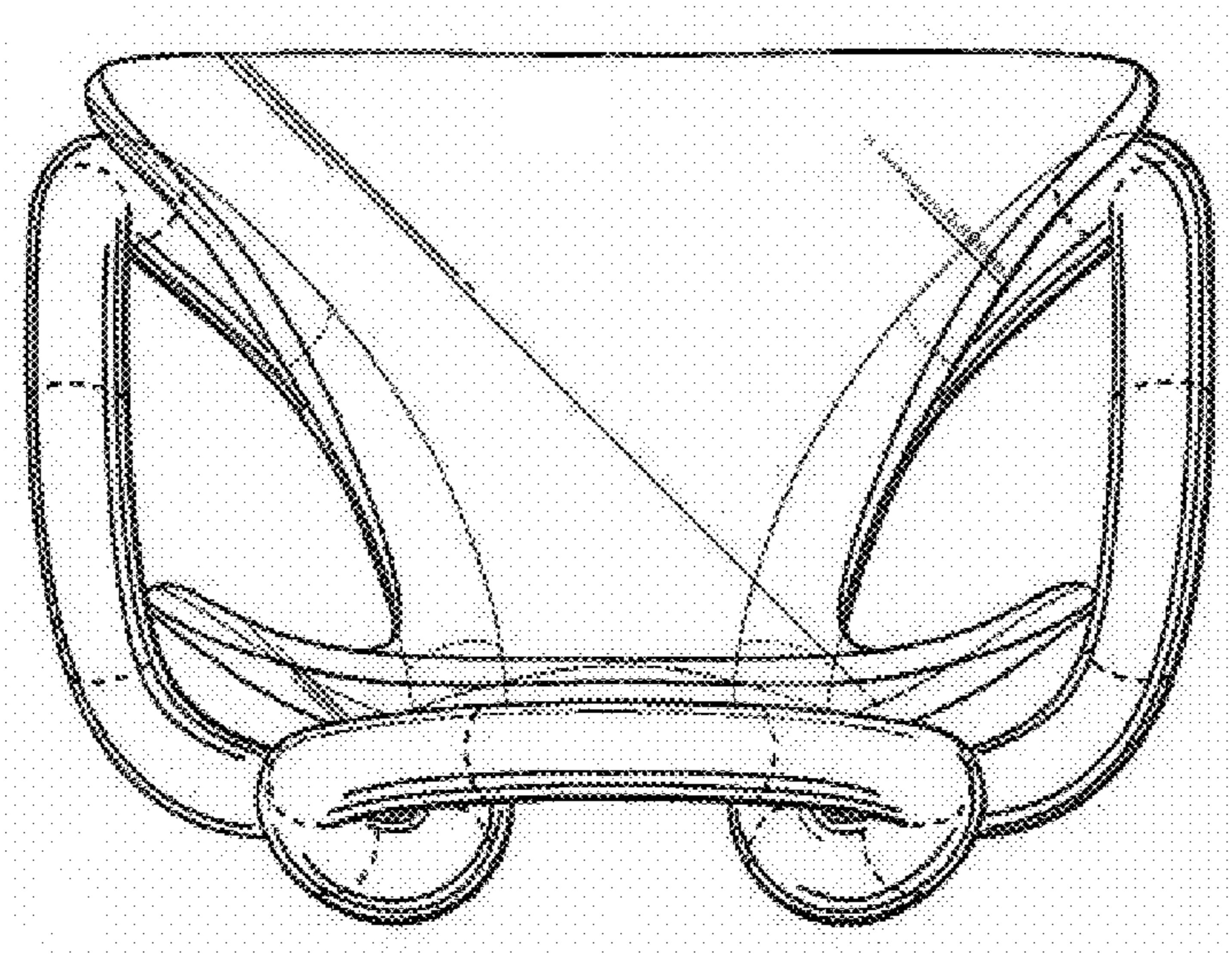
FIG. 4 is a right side elevational view thereof, the broken lines showing seams are for illustrative purposes only and form no part of the claimed design;

FIG. 5 is a left side elevational view thereof, the broken lines showing seams are for illustrative purposes only and form no part of the claimed design;

FIG. 6 is a rear elevational view thereof, the broken lines showing seams are for illustrative purposes only and form no part of the claimed design; and,

FIG. 7 is a bottom plan view thereof, the broken lines showing seams are for illustrative purposes only and form no part of the claimed design.

1 Claim, 2 Drawing Sheets



US D614,882 S

Page 2

U.S. PATENT DOCUMENTS

3,633,587 A 1/1972 Hunt
 3,656,808 A * 4/1972 Chang 297/451.4
 3,884,462 A 5/1975 Rebajes
 3,900,984 A 8/1975 Garelick
 3,977,683 A 8/1976 Tomura
 4,012,155 A 3/1977 Morris
 D244,643 S * 6/1977 Deaton et al. D6/372
 4,031,635 A 6/1977 Brandt et al.
 4,071,244 A 1/1978 Richards
 4,106,657 A 8/1978 Dogliotti
 D251,942 S 5/1979 VonHeck
 4,184,271 A 1/1980 Barnett, Jr.
 D255,183 S * 6/1980 Locher D6/366
 D255,184 S * 6/1980 Locher D6/375
 D255,185 S 6/1980 Locher
 4,214,747 A 7/1980 Rebajes
 4,232,473 A 11/1980 Jenkins
 4,259,821 A 4/1981 Bush
 4,305,582 A 12/1981 Barton
 4,325,698 A 4/1982 Darling et al.
 D264,365 S 5/1982 Arino
 D265,573 S 7/1982 Clarke
 4,362,031 A 12/1982 Obermuller
 4,377,916 A 3/1983 Komiya
 4,509,929 A 4/1985 Zawitz
 4,650,424 A 3/1987 Mitchell
 4,778,184 A 10/1988 Fleischer
 D298,957 S 12/1988 Van, Jr.
 4,850,927 A 7/1989 Caranica
 D307,221 S * 4/1990 Mudge D6/502
 4,935,995 A 6/1990 Daus, Jr.
 4,974,844 A 12/1990 Richards
 5,018,252 A 5/1991 Butler
 D318,506 S 7/1991 Caranica
 5,110,315 A 5/1992 Zawitz

5,224,959 A 7/1993 Kasper
 D355,230 S 2/1995 Brown
 D385,002 S 10/1997 Schloss
 5,676,611 A 10/1997 Foster et al.
 D390,019 S * 2/1998 Lee D6/334
 D407,869 S 4/1999 Wang
 6,003,470 A 12/1999 Budman
 6,086,445 A 7/2000 Zawitz
 D469,484 S 1/2003 Dawson
 D473,021 S 4/2003 Gourley
 D477,441 S 7/2003 Willinger et al.
 D479,897 S 9/2003 Willinger
 6,622,659 B2 9/2003 Willinger
 6,651,590 B2 11/2003 Willinger et al.
 6,729,984 B2 5/2004 Silvergate
 D501,520 S 2/2005 Frazee
 6,857,770 B2 2/2005 Moore
 D511,029 S 10/2005 Willinger
 D513,096 S 12/2005 Stiles
 D514,263 S 1/2006 Willinger
 7,192,328 B2 3/2007 Zawitz
 D556,275 S 11/2007 Crane et al.
 D562,419 S 2/2008 Crane et al.
 D569,640 S 5/2008 Robson
 D571,572 S * 6/2008 Tseng D6/372
 D576,235 S 9/2008 Zawitz
 D595,516 S 7/2009 Zawitz
 2006/0014468 A1 1/2006 Zawitz
 2006/0057932 A1 3/2006 Gick
 2006/0280545 A1 12/2006 Zawitz
 2008/0090486 A1 4/2008 Zawitz

FOREIGN PATENT DOCUMENTS

FR 1195407 6/1959
 GB 2259257 A 3/1993

* cited by examiner

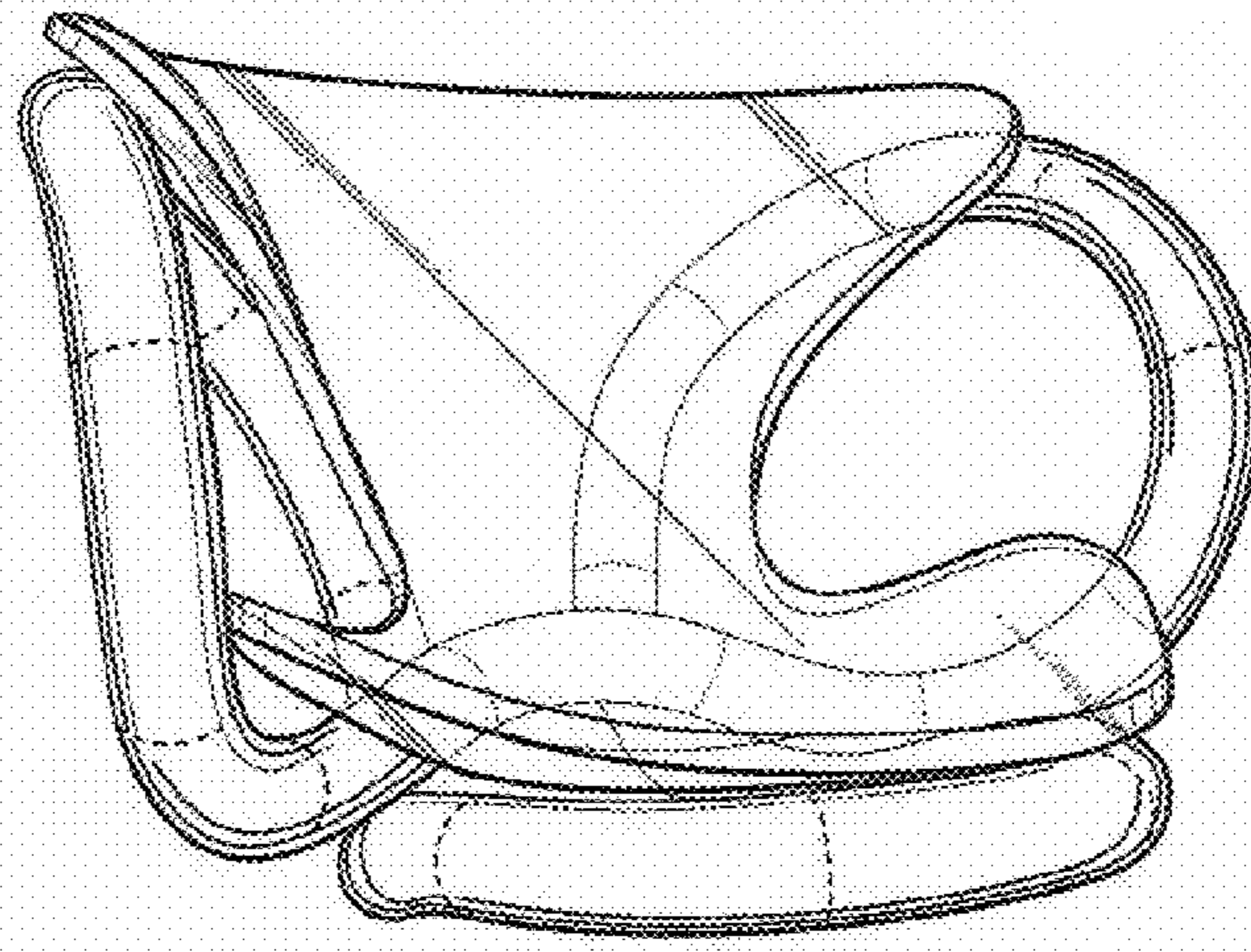


FIG. 1

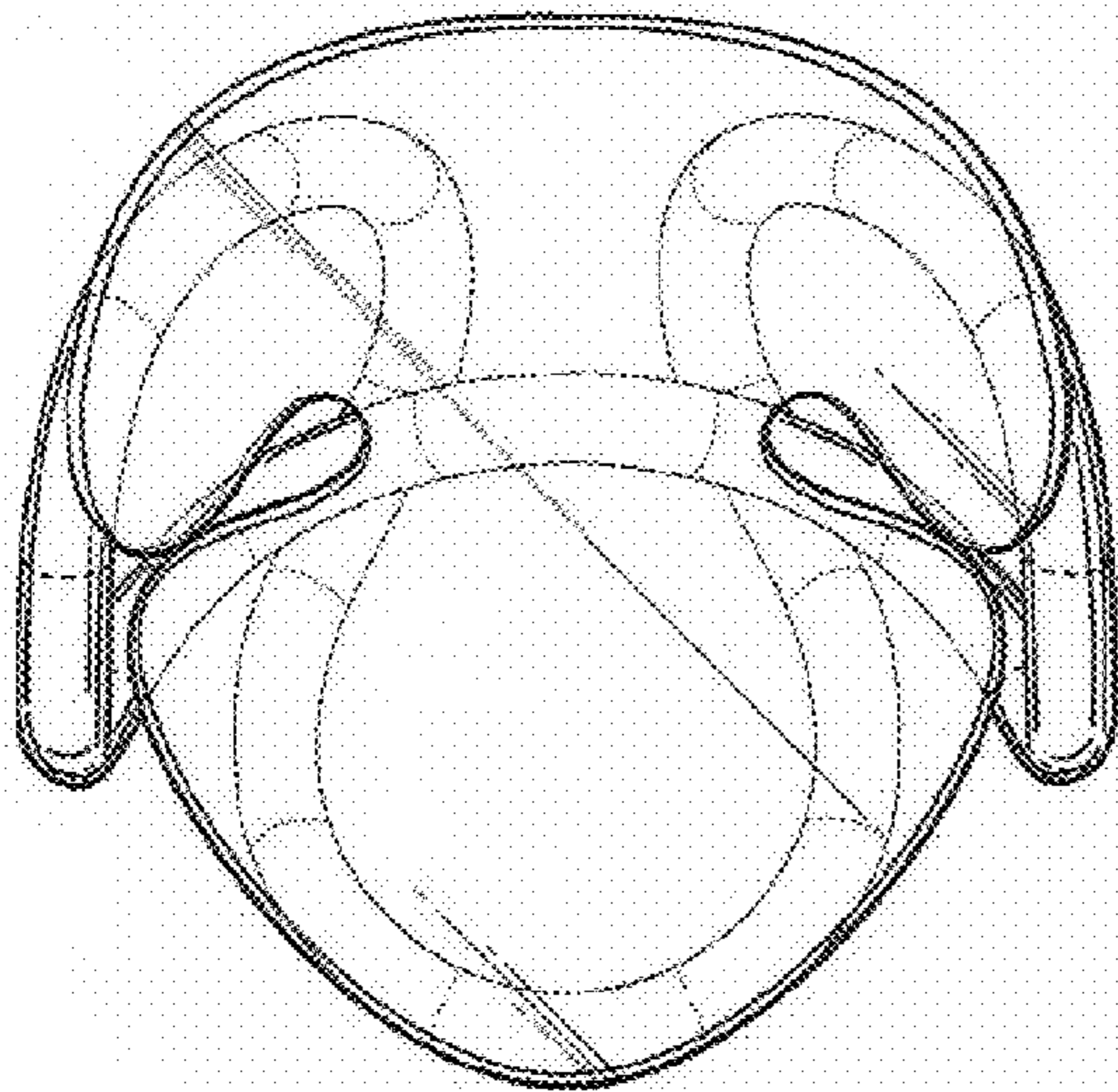


FIG. 2

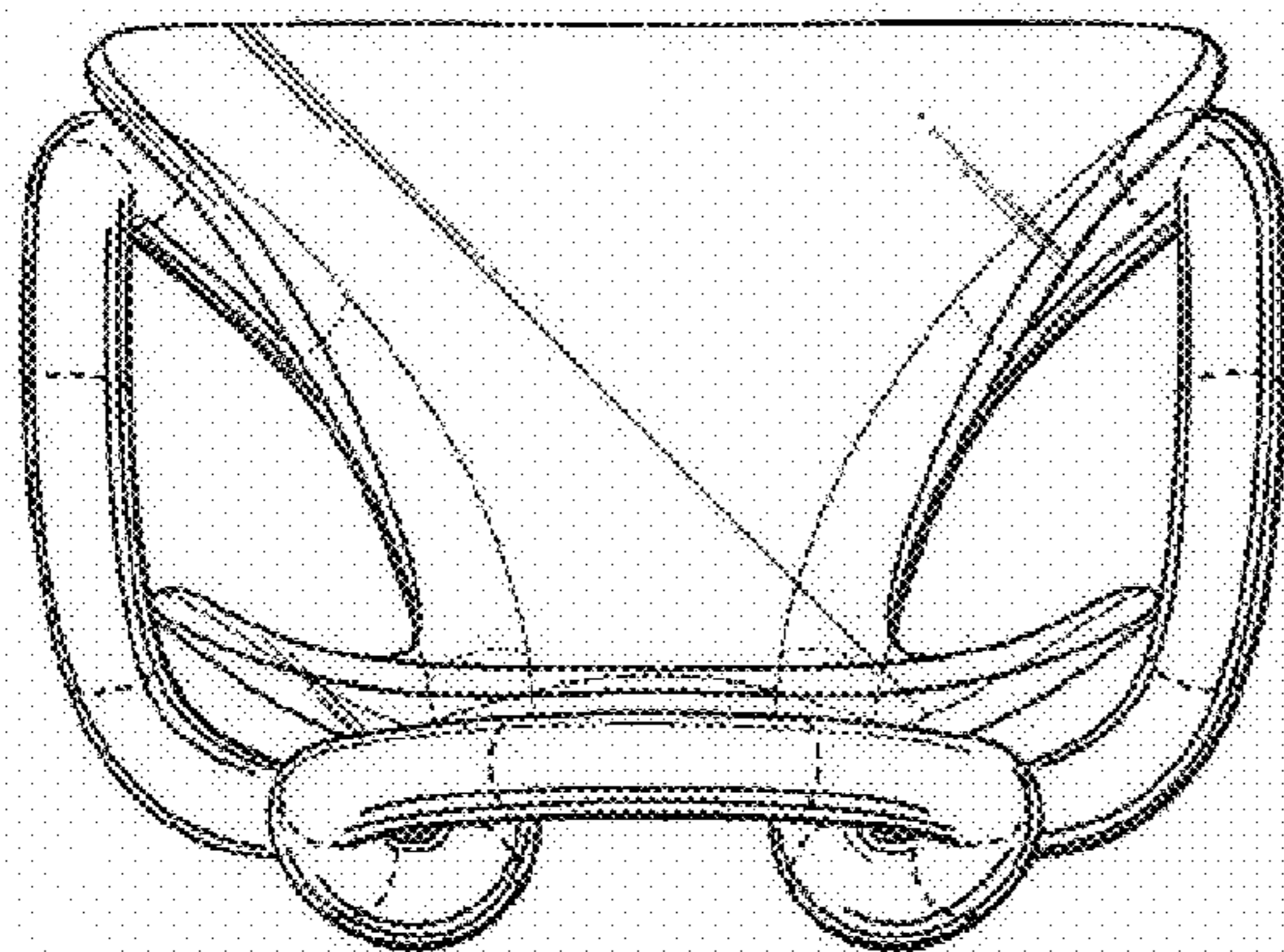


FIG. 3

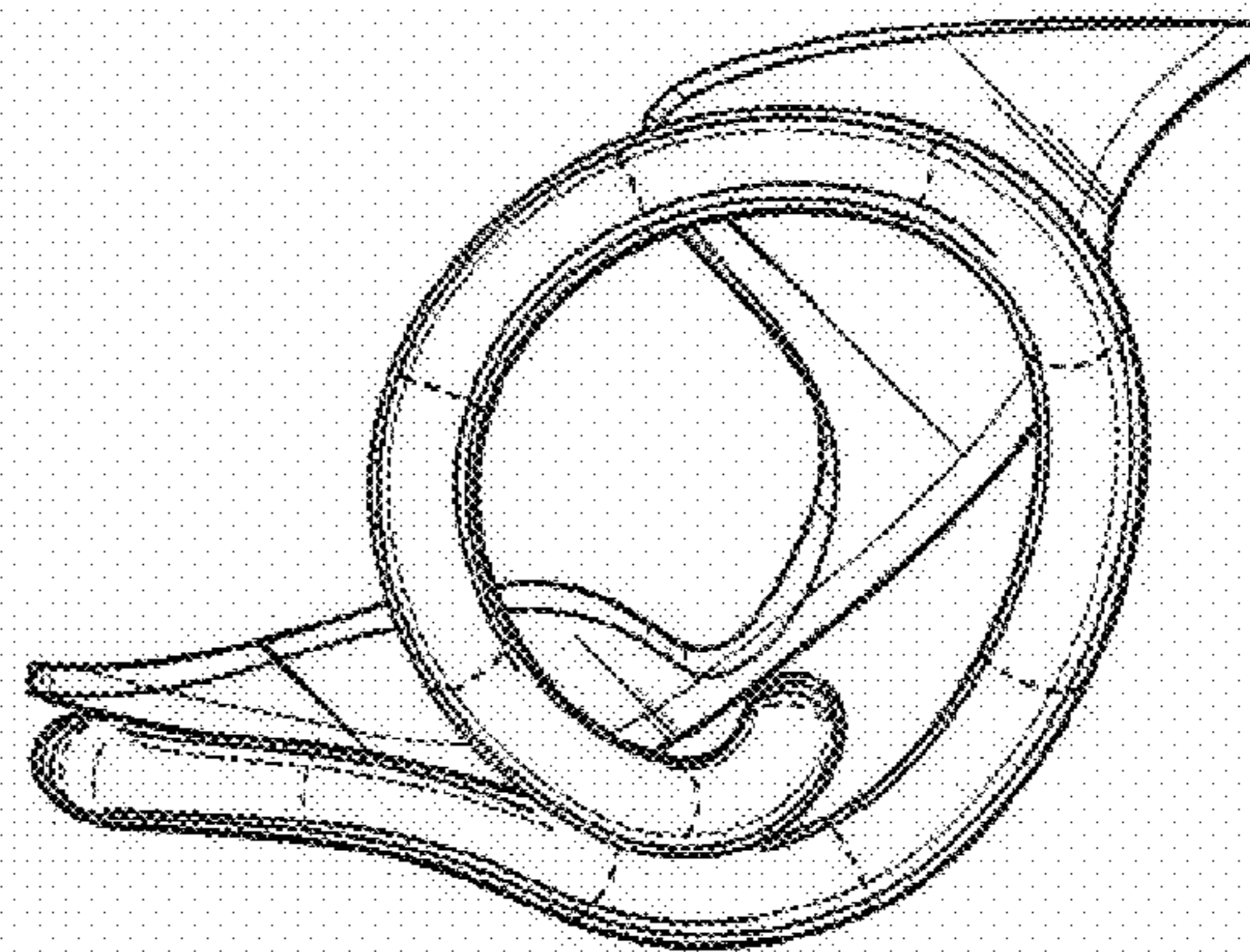


FIG. 4

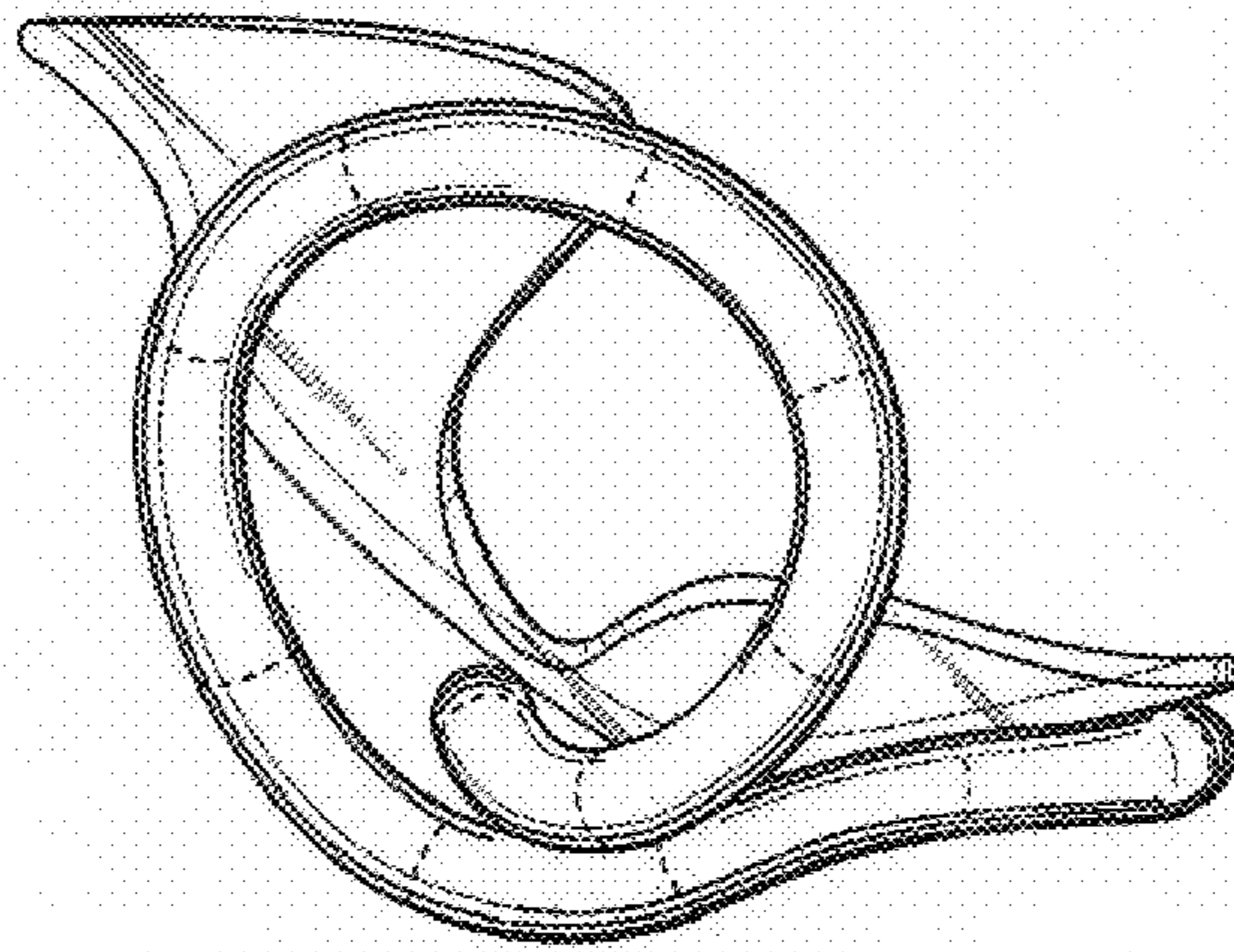


FIG. 5

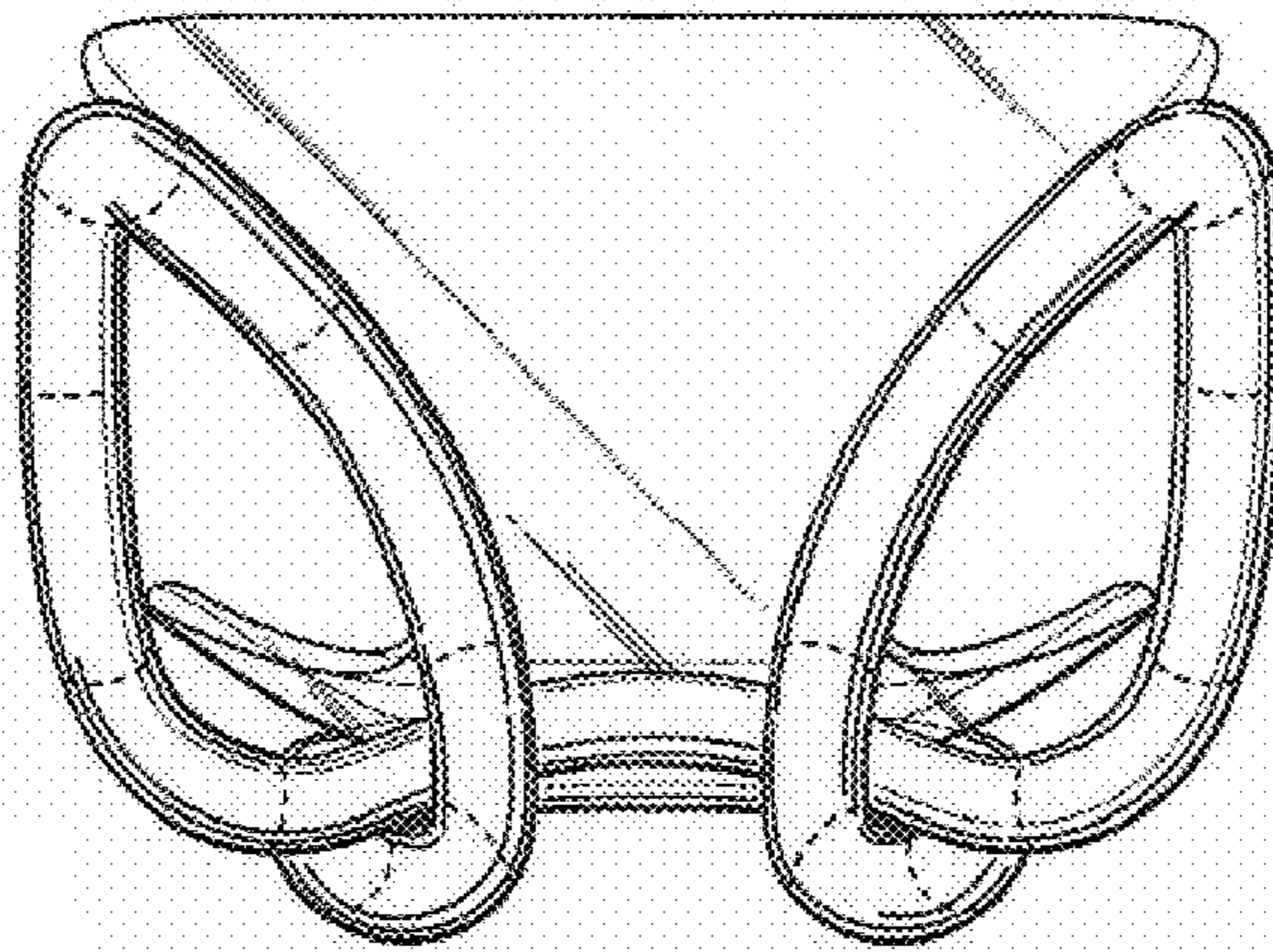


FIG. 6

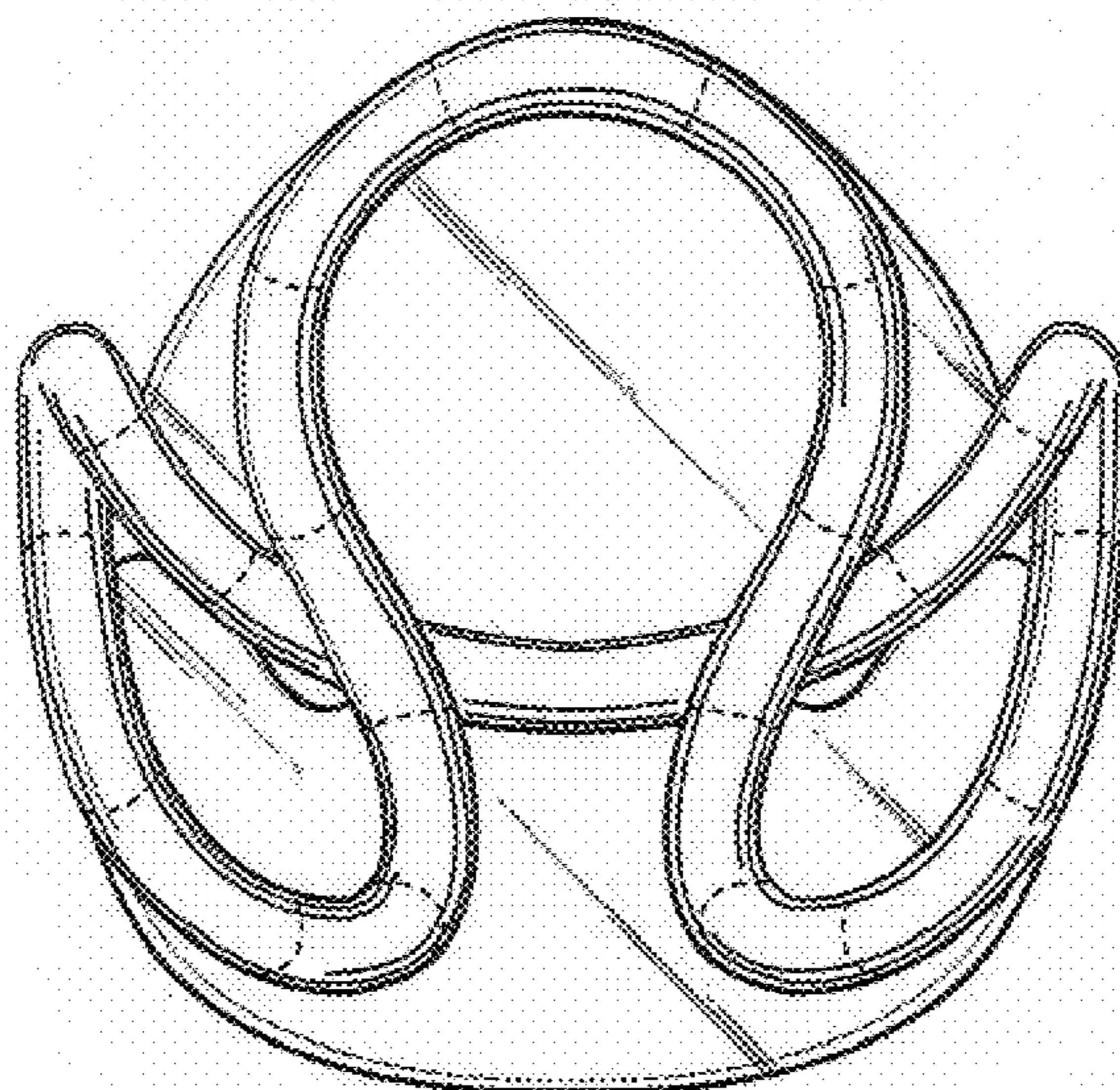


FIG. 7