



US00D614858S

(12) **United States Design Patent**
Ranzau

(10) **Patent No.:** **US D614,858 S**

(45) **Date of Patent:** **** May 4, 2010**

(54) **BOW MAKING TEMPLATE**

(76) Inventor: **Karyn E. Ranzau**, 12618 Bay Tree Way,
Louisville, KY (US) 40245

(**) Term: **14 Years**

(21) Appl. No.: **29/341,107**

(22) Filed: **Jul. 30, 2009**

(51) **LOC (9) Cl.** **02-07**

(52) **U.S. Cl.** **D3/26**

(58) **Field of Classification Search** D3/18-29;
10/64, 65; 223/46, 50; 289/13-1, 17, 18.1

See application file for complete search history.

(56) **References Cited**

U.S. PATENT DOCUMENTS

3,833,157	A *	9/1974	Lofton	223/46
D252,538	S *	8/1979	Hollyday	D3/26
D266,630	S *	10/1982	O'Brien	D3/26
D275,151	S *	8/1984	Okada	D3/26
D311,344	S *	10/1990	Vanish	D10/64
D314,641	S *	2/1991	Weigel	D28/10
D372,663	S *	8/1996	Dreger et al.	289/17
D388,537	S *	12/1997	Jones et al.	D28/10
6,779,817	B2 *	8/2004	Ota	289/17
D594,645	S *	6/2009	Oe et al.	D3/26
D594,646	S *	6/2009	Oe et al.	D3/26
D594,647	S *	6/2009	Oe et al.	D3/26

OTHER PUBLICATIONS

Hair-Hardware.com, Hair Clips, Ribbon, Plastic Headbands and Crochet Headbands, [Unknown when first available], [Retrieved

Aug. 25, 2009]. Retrieved from the Internet <URL:http://www.hair-hardware.com/articles.asp?id=138>.

* cited by examiner

Primary Examiner—T. Chase Nelson

Assistant Examiner—Anhdao Doan

(74) *Attorney, Agent, or Firm*—Dinsmore & Shohl LLP

(57) **CLAIM**

The ornamental design for bow making template, as shown and described.

DESCRIPTION

FIG. 1 is a perspective view of a first embodiment of a bow making template;

FIG. 2 is a top view of the bow making template of FIG. 1, and the bottom view is identical;

FIG. 3 is a front view of the bow making template of FIG. 1, and the back, right side and left side views are identical;

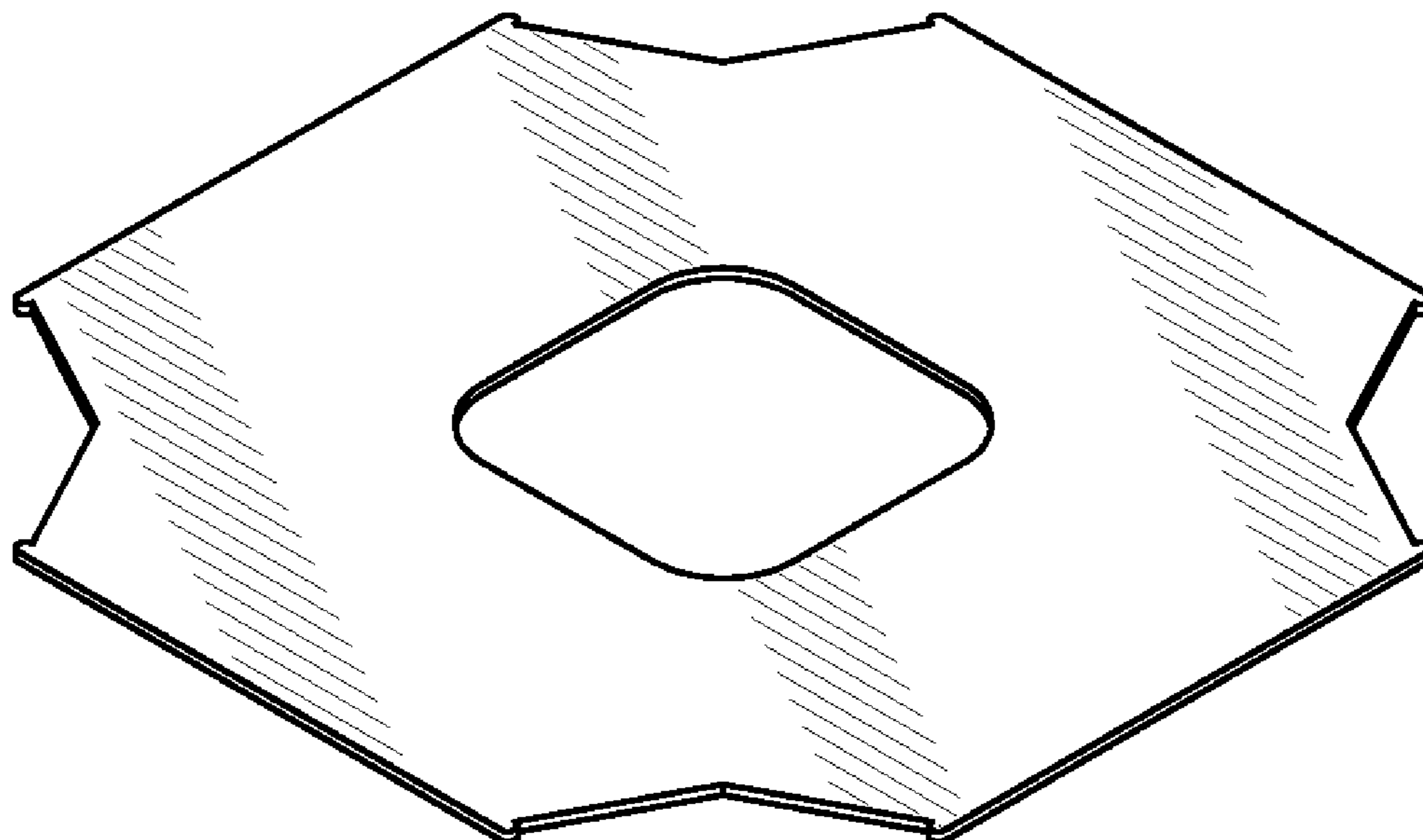
FIG. 4 is a perspective view of a second embodiment of a bow making template;

FIG. 5 is a top view of the bow making template of FIG. 4, and the bottom view is identical; and,

FIG. 6 is a front view of the bow making template of FIG. 4, and the back, right side and left side views are identical.

The broken lines in the drawing views depict a portion of the bow making template that forms no part of the claimed design.

1 Claim, 2 Drawing Sheets



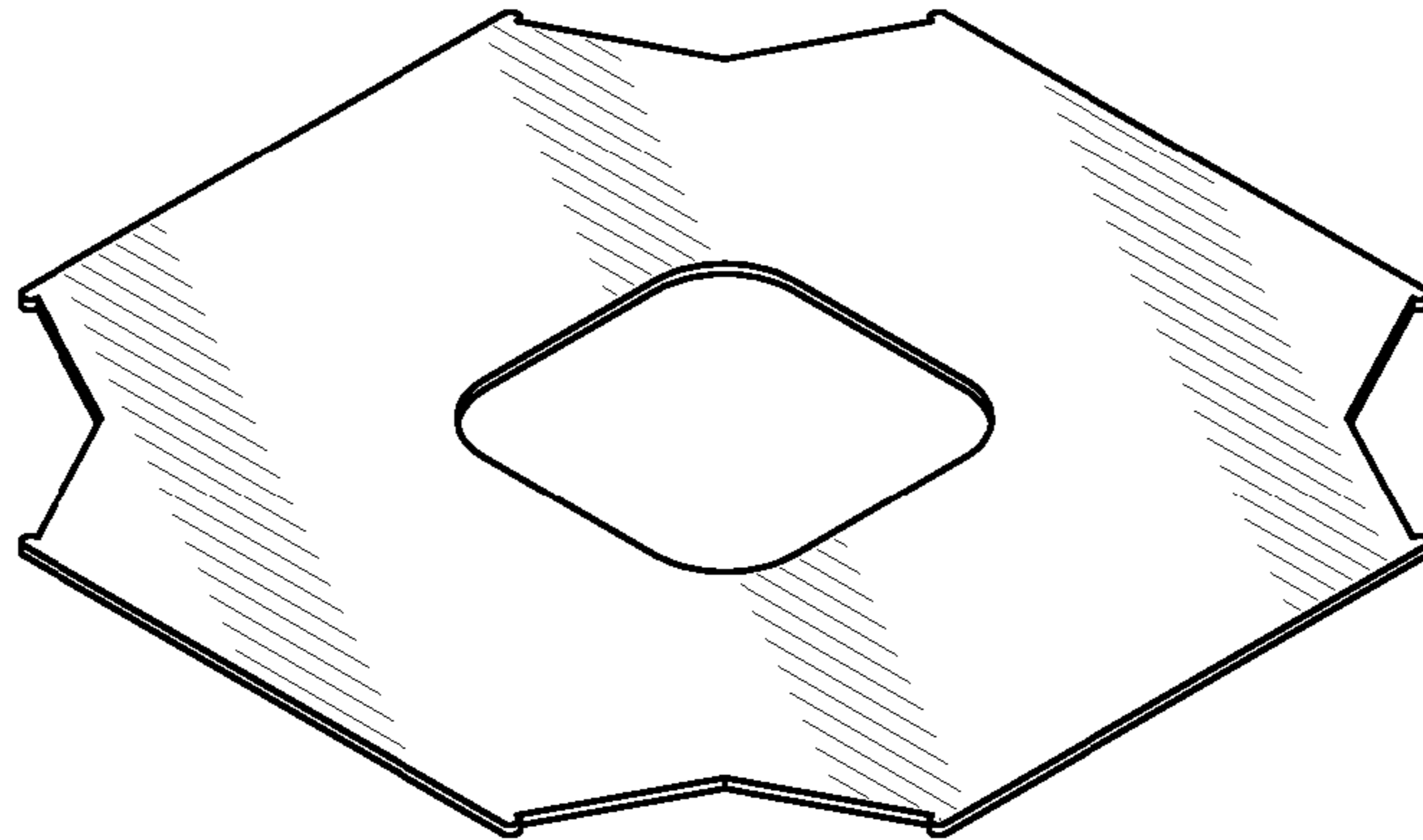


FIG. 1

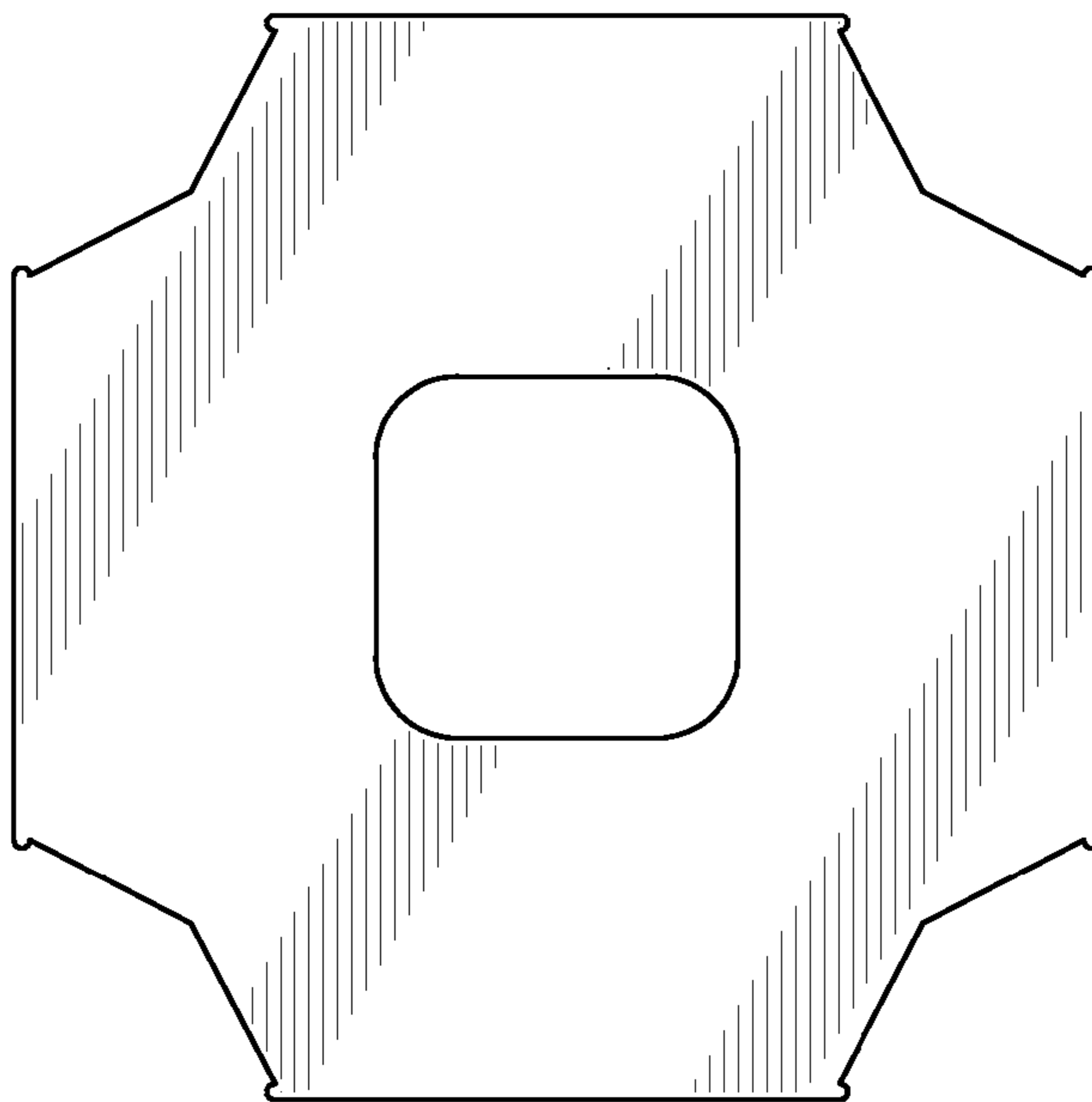


FIG. 2



FIG. 3

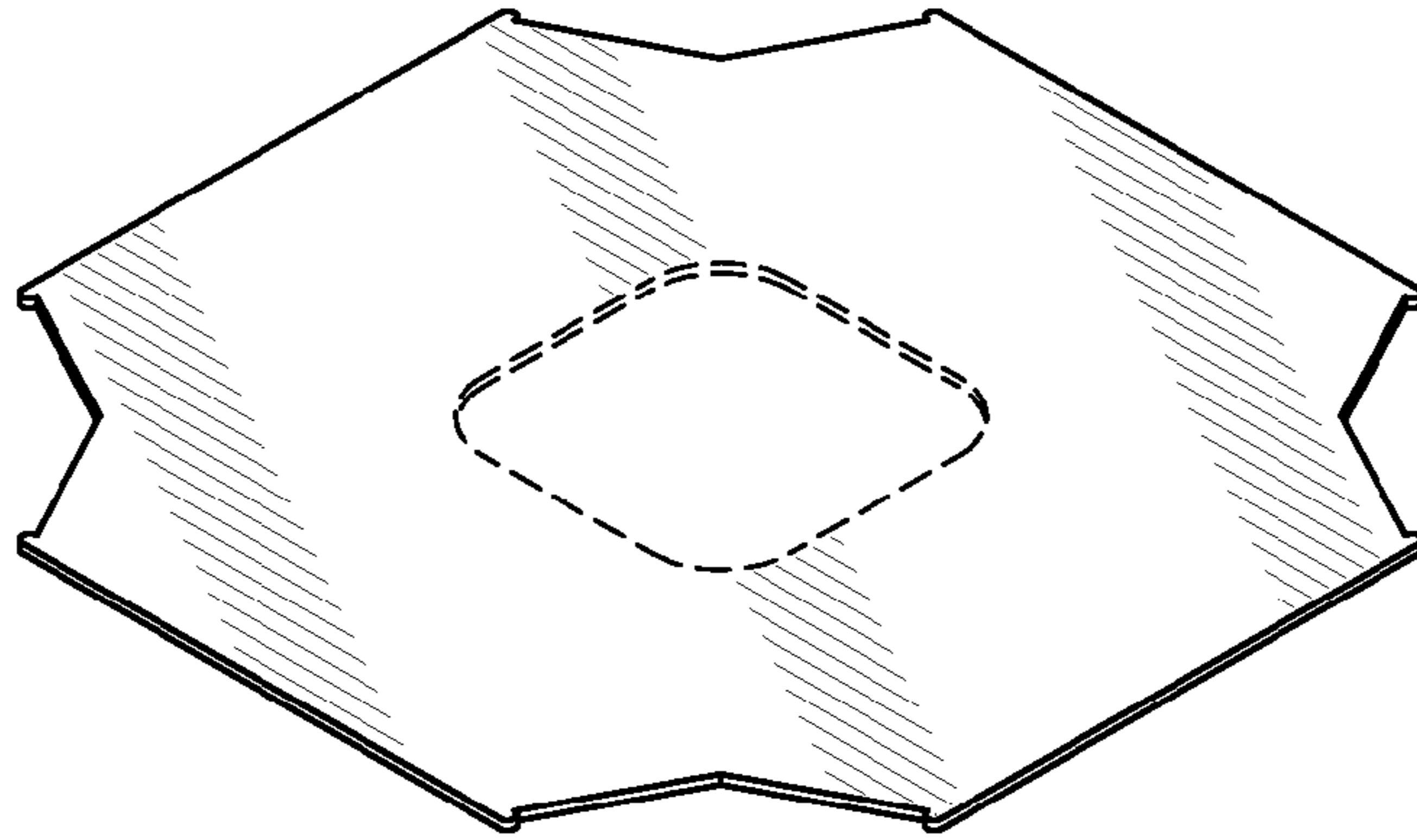


FIG. 4

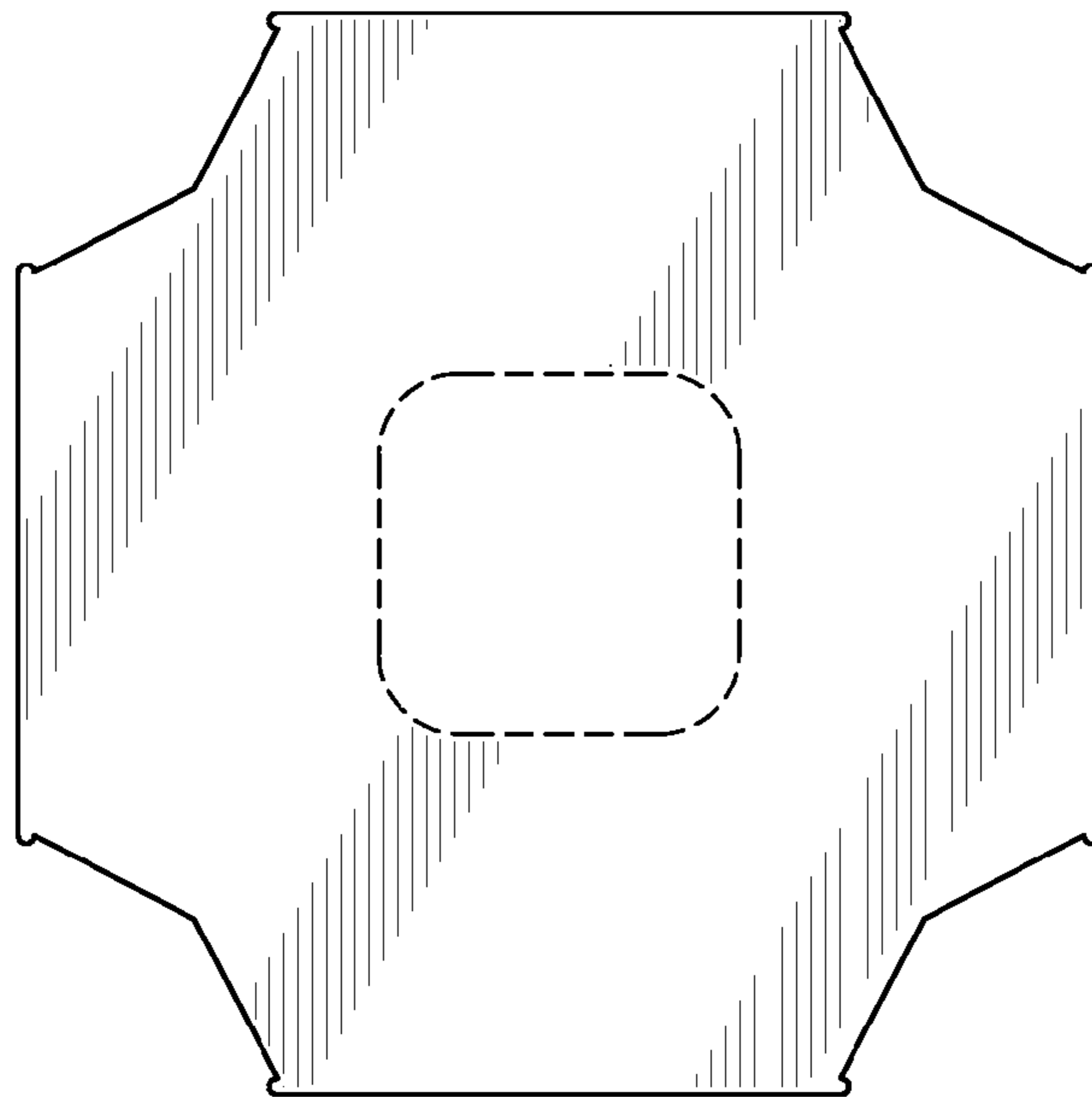


FIG. 5



FIG. 6