



US00D614852S

(12) **United States Design Patent**
Hatfield et al.

(10) **Patent No.:** **US D614,852 S**
(45) **Date of Patent:** **** May 4, 2010**

(54) **SHOE UPPER**

(75) Inventors: **Tinker L. Hatfield**, Portland, OR (US);
Mark J. Smith, Portland, OR (US)

(73) Assignee: **NIKE, Inc.**, Beaverton, OR (US)

(**) Term: **14 Years**

(21) Appl. No.: **29/354,500**

(22) Filed: **Jan. 25, 2010**

(51) **LOC (9) Cl.** **02-99**

(52) **U.S. Cl.** **D2/972**

(58) **Field of Classification Search** D2/896,
D2/902, 906-912, 943, 944, 969, 972-974;
36/45-49, 50.1, 77 M, 77 R, 83, 88, 113,
36/114, 126-131

See application file for complete search history.

(56) **References Cited**

U.S. PATENT DOCUMENTS

D83,854 S *	4/1931	Funk et al.	D2/897
D108,320 S	2/1938	Eldon		
D114,918 S	4/1939	Cairns		
D114,917 S *	5/1939	Cairns	D2/902
D148,451 S	1/1948	Arnoff		
2,444,428 A	7/1948	Carrier		
D210,864 S *	4/1968	Tusa	D2/906
D305,076 S	12/1989	Crowley		
D312,166 S *	11/1990	Smith	D2/902
D327,769 S *	7/1992	Serna et al.	D2/972
D331,998 S	12/1992	Carder		
D335,568 S	5/1993	Kilgore		
D369,736 S	5/1996	Kuran		
D379,029 S	5/1997	Ruiz		
D382,391 S *	8/1997	Cass	D2/972
D391,060 S *	2/1998	Cass	D2/972
D402,794 S	12/1998	Spriggs		
D420,504 S	2/2000	Avar		
D442,360 S	5/2001	Holmes		
D476,466 S	7/2003	Schenone		

D483,935 S	12/2003	Kuerbis		
D498,582 S	11/2004	Hudson		
D515,286 S	2/2006	Dabah		
D517,289 S	3/2006	Dabah		
D517,783 S	3/2006	Godkin		
D535,810 S	1/2007	Simpson		
D546,547 S	7/2007	Harlow		
D551,840 S *	10/2007	Avar	D2/972
D569,092 S *	5/2008	Mayden	D2/972
D573,781 S *	7/2008	Mayden	D2/969
D577,187 S	9/2008	Hatfield		
D581,639 S *	12/2008	Roy et al.	D2/972

OTHER PUBLICATIONS

Nike Footwear Catalog, Fall 2000 II, p. 32, Published Nov. 1999.
Nike Footwear Catalog, Holiday 2006, p. 152, Published Mar. 2006.
Nike Jordan Footwear Catalog, Spring 2008, p. 11, Published May 2007.

* cited by examiner

Primary Examiner—Dominic Simone

(74) *Attorney, Agent, or Firm*—Banner & Witcoff, Ltd.

(57) **CLAIM**

The ornamental design for a shoe upper, as shown and described.

DESCRIPTION

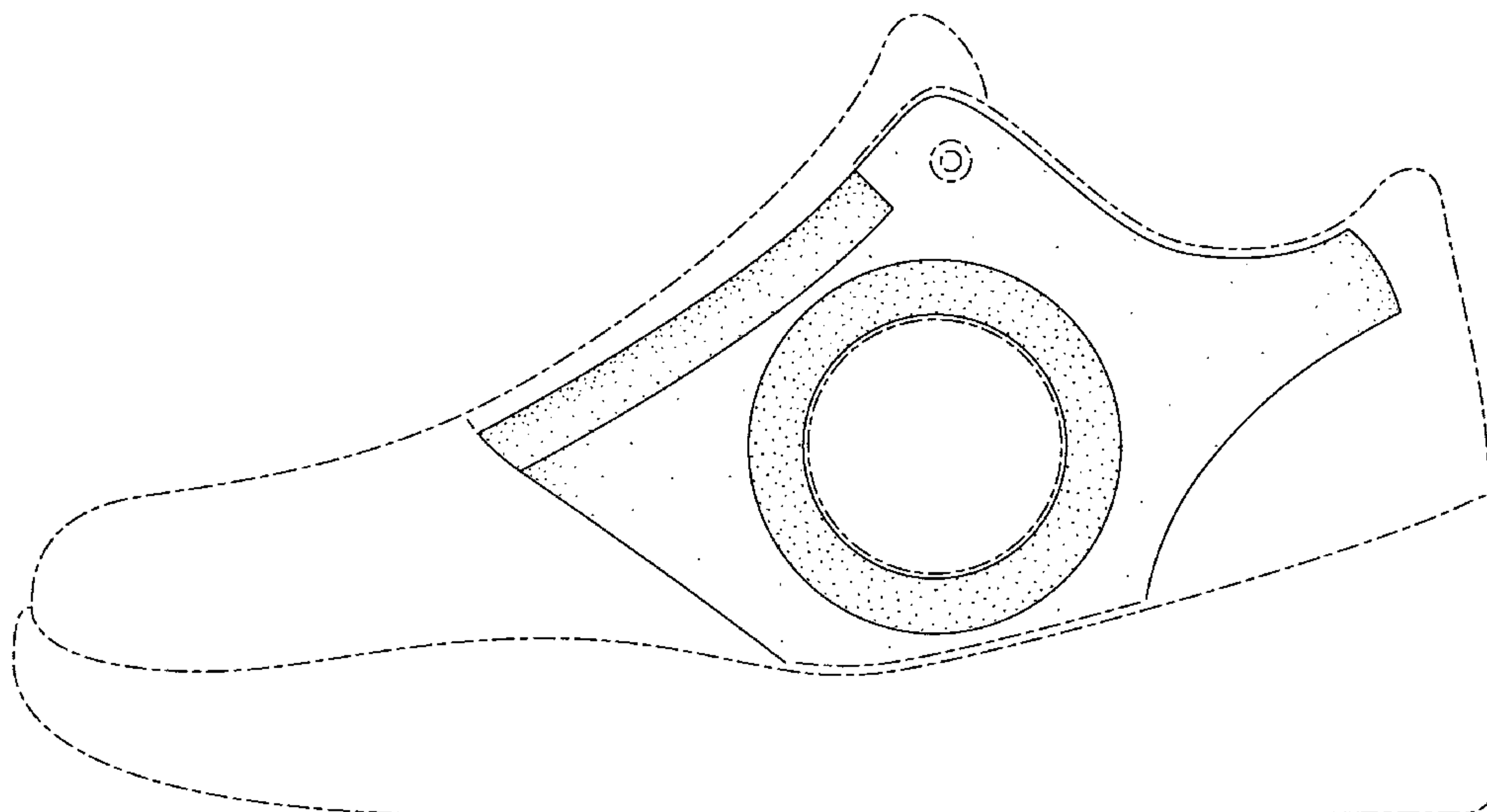
FIG. 1 is a front perspective view of a shoe upper showing our new design;

FIG. 2 is a rear perspective view thereof; and,

FIG. 3 is a side view thereof.

The broken line immediately adjacent to the bottom of the shaded area represents unclaimed boundaries of the design. The broken lines showing the eyelet region, the large interior circular region, and the remainder of the shoe are for environmental purposes only and form no part of the claimed design.

1 Claim, 3 Drawing Sheets



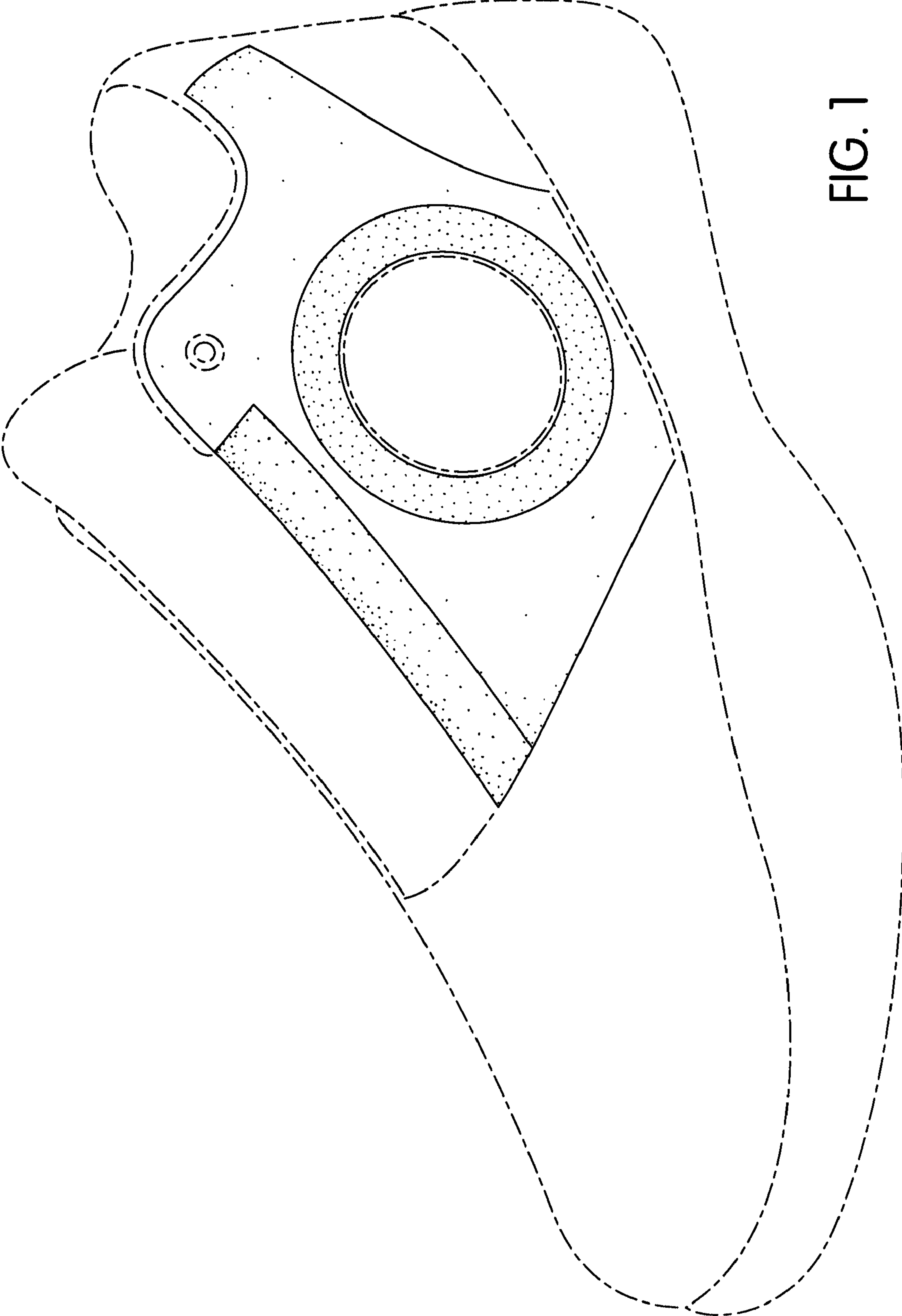


FIG. 1

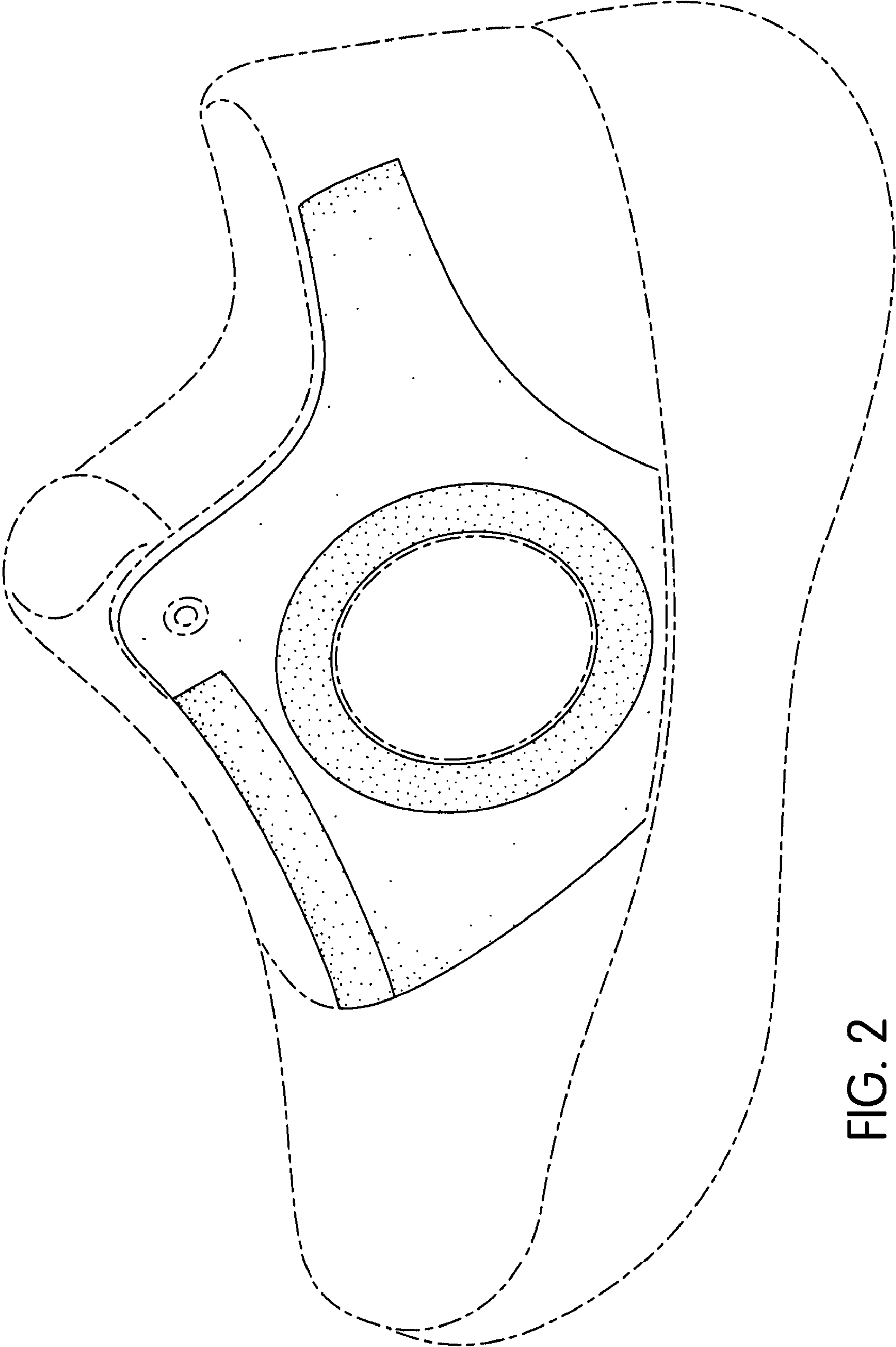


FIG. 2

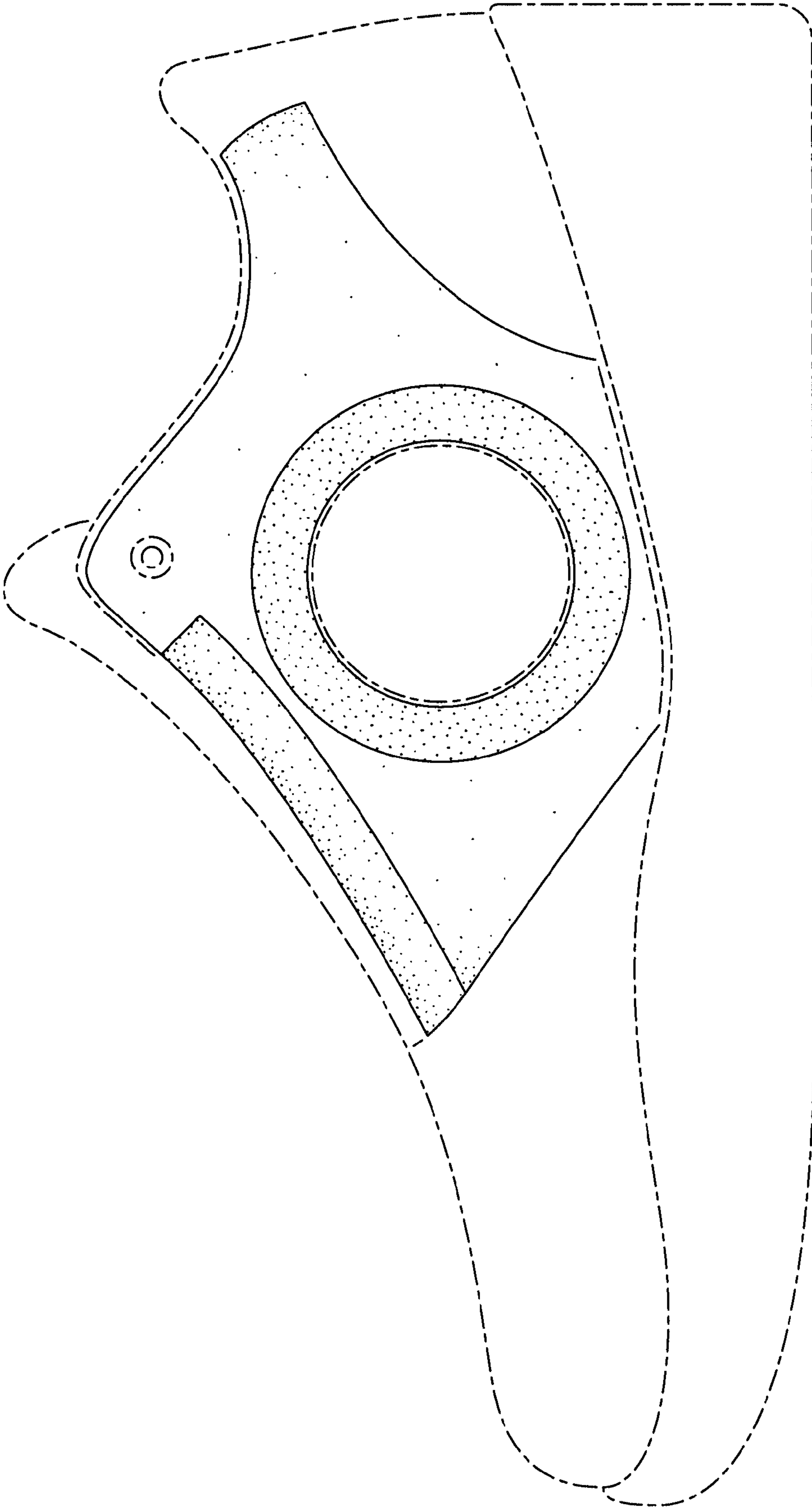


FIG. 3