



US00D614847S

(12) **United States Design Patent**  
**Cheslock**

(10) **Patent No.:** **US D614,847 S**  
(45) **Date of Patent:** **\*\* May 4, 2010**

(54) **PORTION OF A SANDAL**  
(75) Inventor: **Rebecca Cheslock**, New Hope, MN  
(US)  
(73) Assignee: **Totle, Inc.**, New Hope, MN (US)  
(\*\*) Term: **14 Years**  
(21) Appl. No.: **29/340,258**  
(22) Filed: **Jul. 15, 2009**

6,651,359 B1 \* 11/2003 Bricker ..... 36/101  
D489,519 S 5/2004 Hisamatsu  
D501,711 S 2/2005 Choi  
D508,159 S 8/2005 Clark  
D512,207 S 12/2005 Choi  
D513,846 S 1/2006 Choi  
D515,798 S 2/2006 Choi  
D517,793 S \* 3/2006 Choi ..... D2/971  
D530,897 S 10/2006 Choi  
D530,898 S \* 10/2006 Choi ..... D2/971  
D540,023 S \* 4/2007 Kelsey ..... D2/971

(Continued)

**Related U.S. Application Data**

(63) Continuation of application No. 29/298,856, filed on  
Dec. 13, 2007.  
(51) **LOC (9) Cl.** ..... **02-99**  
(52) **U.S. Cl.** ..... **D2/971**  
(58) **Field of Classification Search** ..... D2/896,  
D2/916, 917, 918, 926, 929-931, 942, 946,  
D2/969, 971; D11/87; 36/86, 100, 101,  
36/87, 11.5  
See application file for complete search history.

**OTHER PUBLICATIONS**

Jour & Nuit, "Jour & Nuit Interchangeable Shoes: The Only Shoe  
You Will Ever Need," www.journuit.com, Retrieved on Jun. 24, 2008.  
8 pages.  
*Primary Examiner*—Stella M Reid  
*Assistant Examiner*—Rashida C McCoy  
(74) *Attorney, Agent, or Firm*—Dorsey & Whitney LLP

(57) **CLAIM**

The ornamental design for a portion of a sandal, as shown and  
described.

(56) **References Cited**

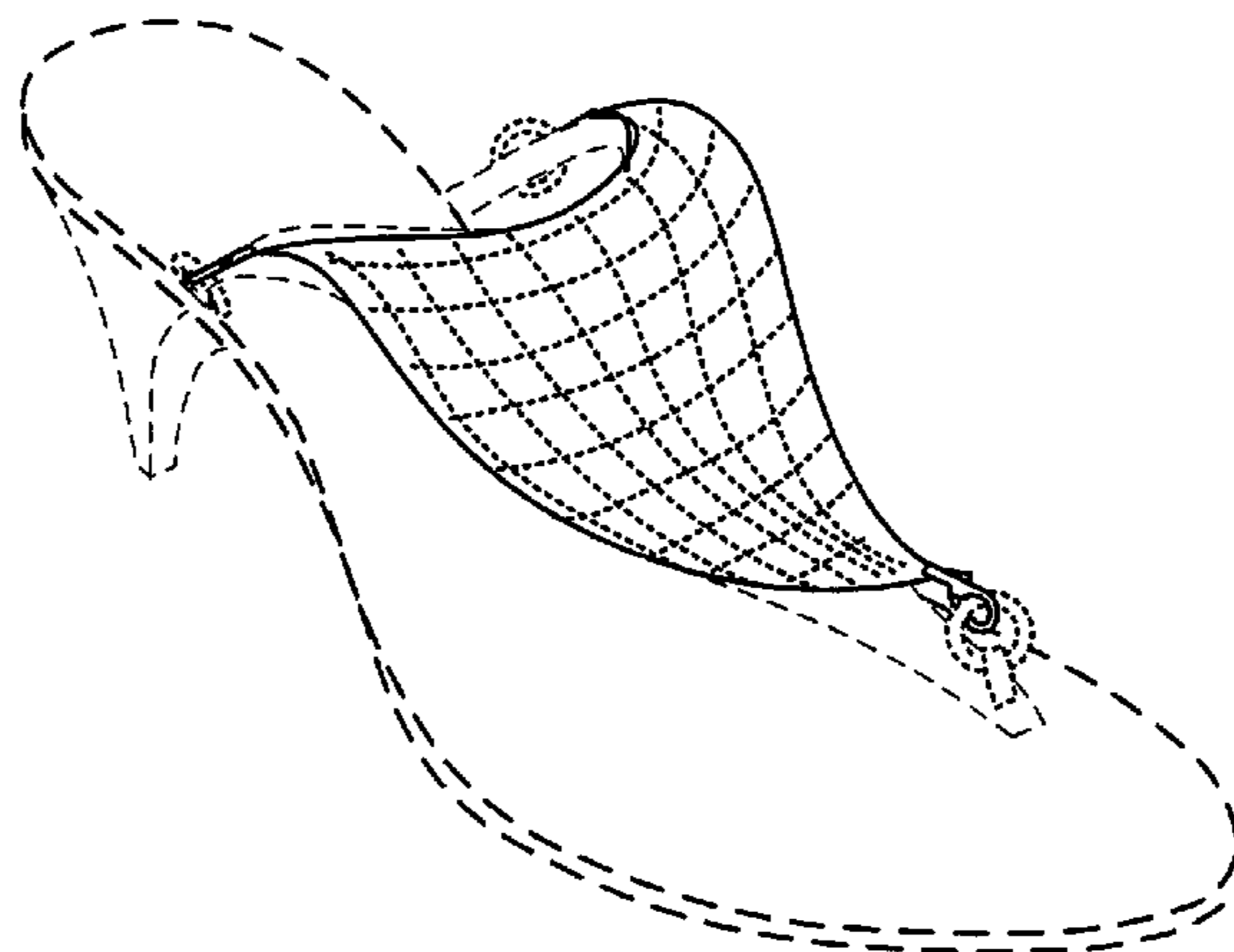
**U.S. PATENT DOCUMENTS**

1,689,943 A \* 10/1928 Olier, Jr. .... 24/327  
2,368,314 A \* 1/1945 Marx ..... 36/11.5  
2,976,623 A \* 3/1961 Gallaway ..... 36/11.5  
3,032,896 A \* 5/1962 Weaver ..... 36/101  
D193,087 S 6/1962 Richards et al.  
D200,697 S 3/1965 Joiner  
3,698,107 A 10/1972 Fukuoka  
3,925,915 A 12/1975 Colli  
D253,498 S 11/1979 Katz  
4,450,633 A 5/1984 Connelly  
4,461,102 A 7/1984 DeVincentis  
D388,741 S \* 1/1998 Door ..... D11/87  
D390,496 S 2/1998 Olsen et al.  
5,992,058 A 11/1999 Jneid  
D419,283 S 1/2000 Coito  
D421,406 S 3/2000 Door  
6,418,643 B1 \* 7/2002 Yang ..... 36/101  
D461,626 S 8/2002 Hisamatsu

**DESCRIPTION**

FIG. 1 is a perspective view of a portion of a sandal, showing  
my design;  
FIG. 2 is a right side elevation view thereof;  
FIG. 3 is a left side elevation view thereof;  
FIG. 4 is a front view thereof;  
FIG. 5 is a rear view thereof;  
FIG. 6 is a top plan view thereof; and,  
FIG. 7 is a bottom plan view thereof.  
The broken line showing of the heel, base and bottom of the  
shoe, connecting hardware, and pattern on the interchange-  
able top is included for the purpose of illustrating environ-  
mental structure and forms no part of the claimed design.

**1 Claim, 7 Drawing Sheets**

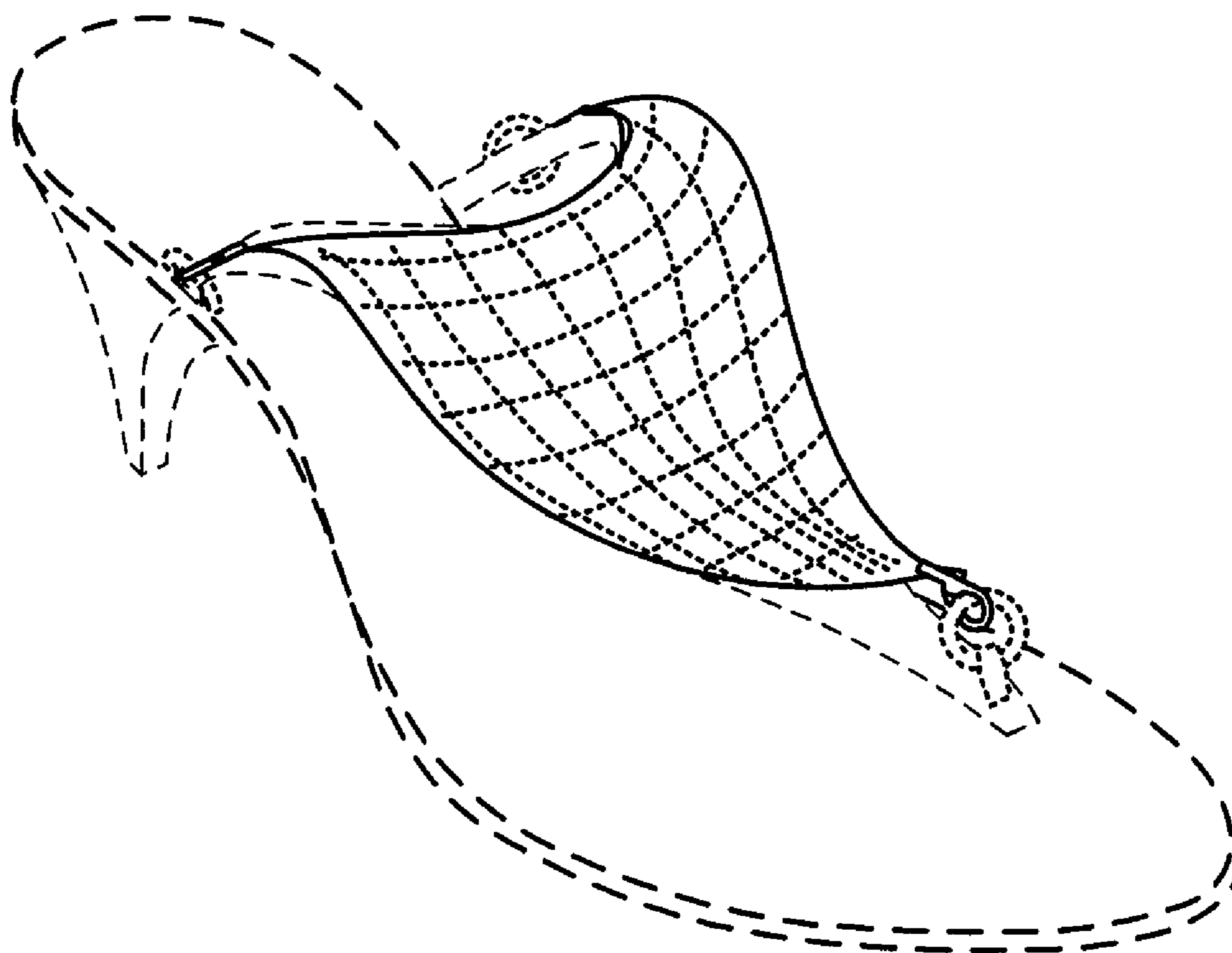


# US D614,847 S

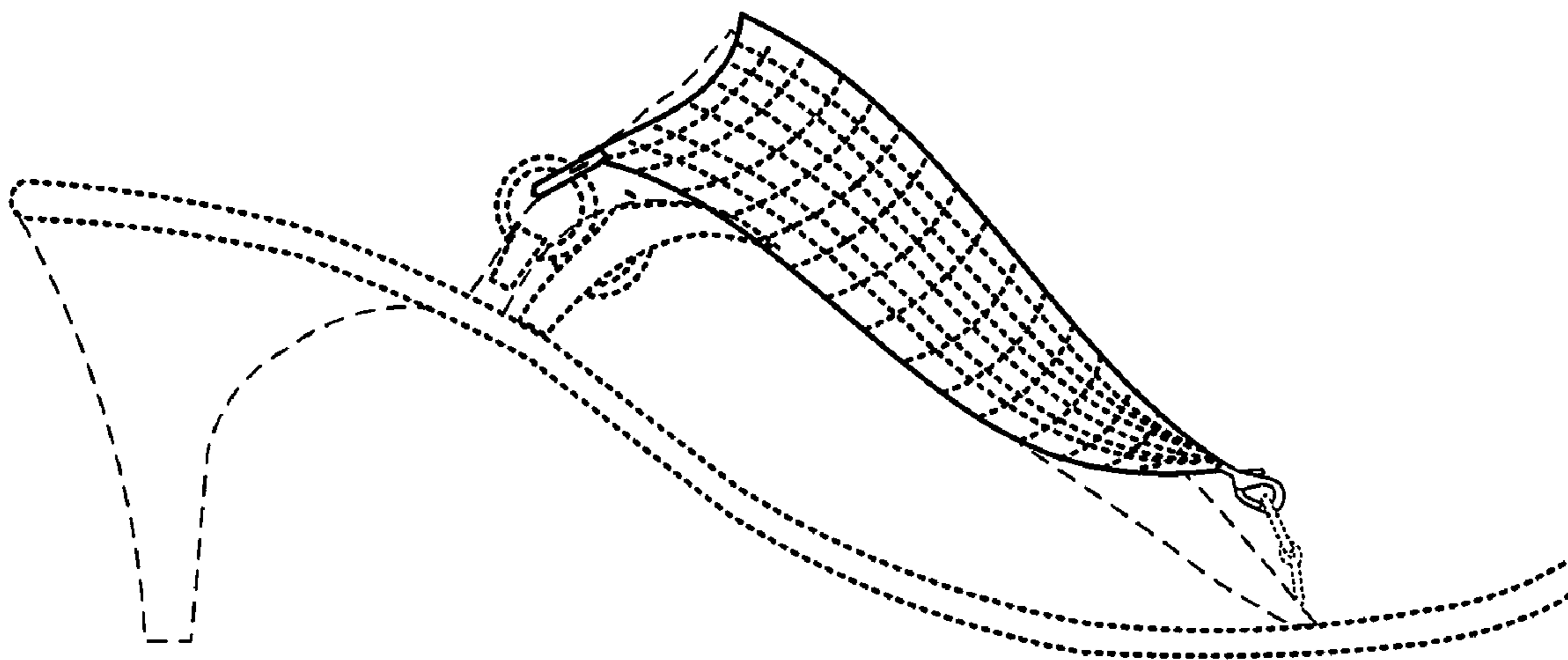
Page 2

---

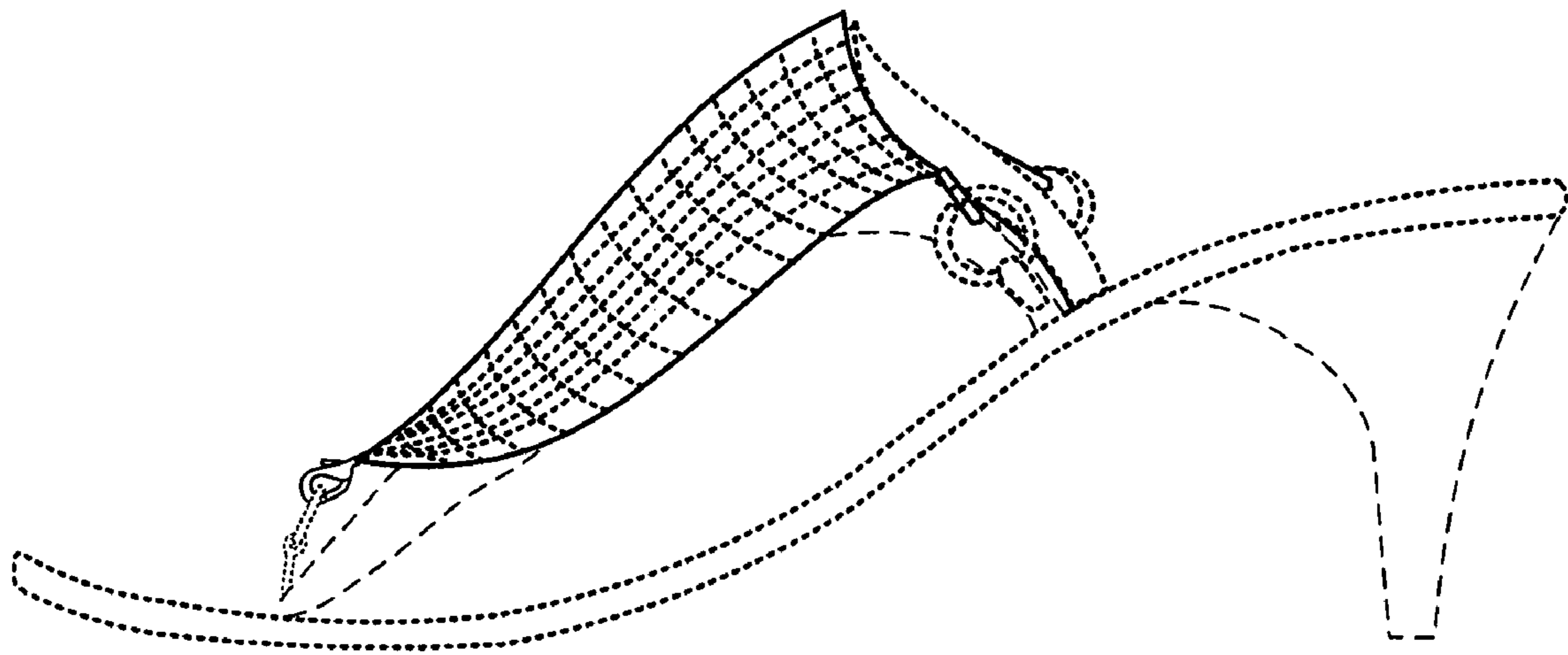
U.S. PATENT DOCUMENTS	2002/0174569 A1* 11/2002 Tsai .....	36/101
D540,024 S * 4/2007 Kelsey .....	D2/971	
7,584,555 B2 * 9/2009 Pearce .....	36/101	* cited by examiner



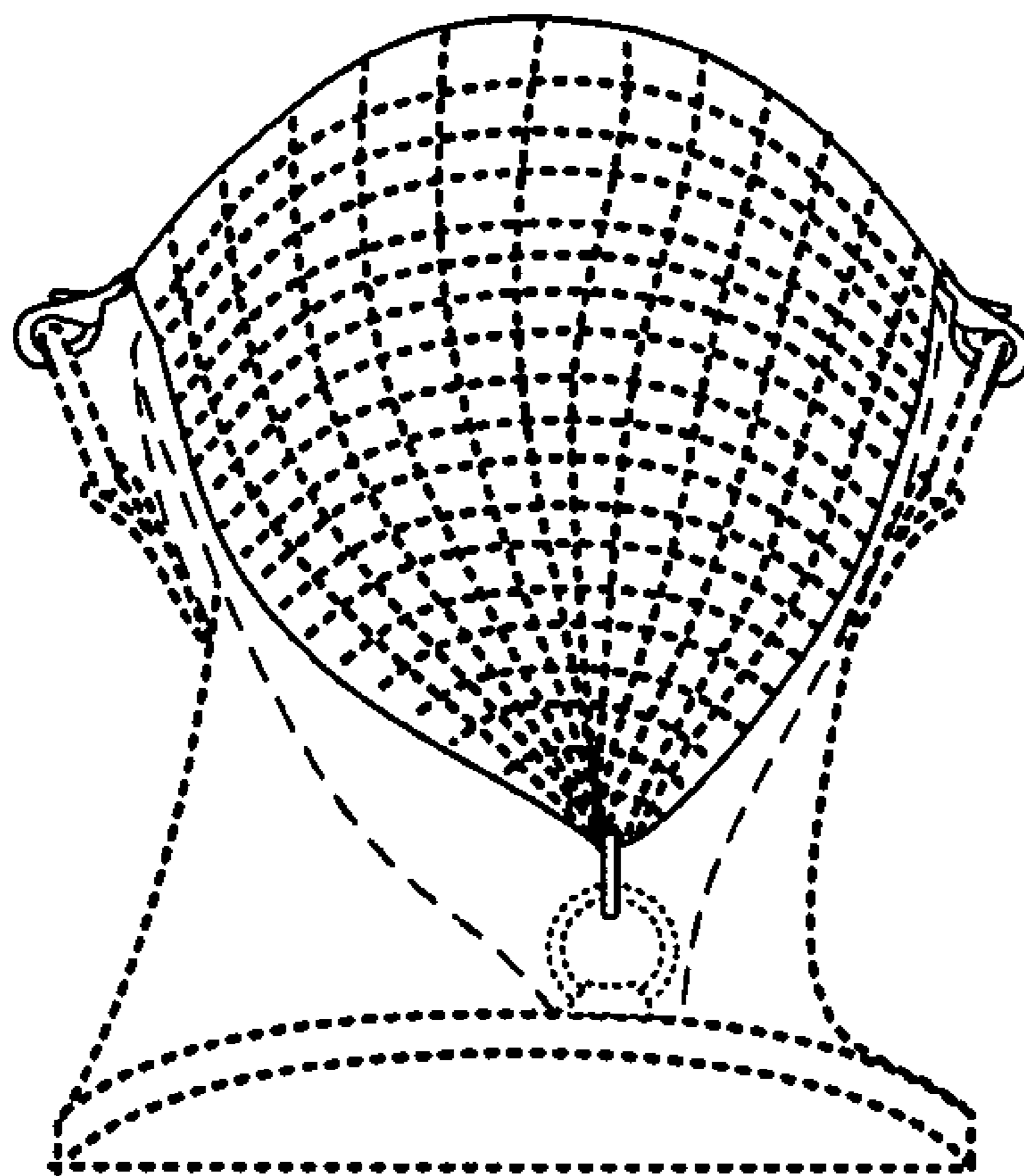
*FIG. 1*



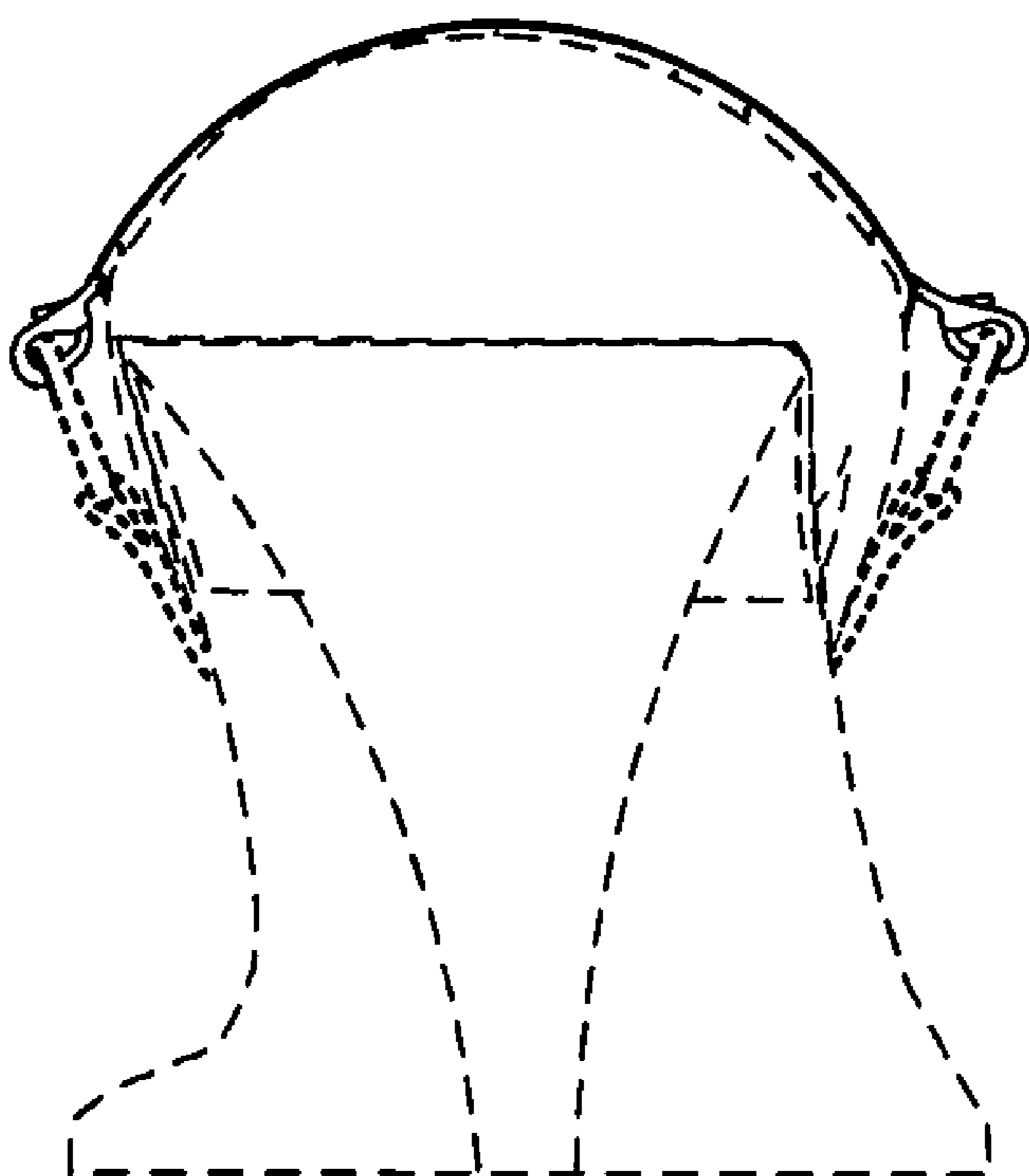
*FIG. 2*



*FIG. 3*

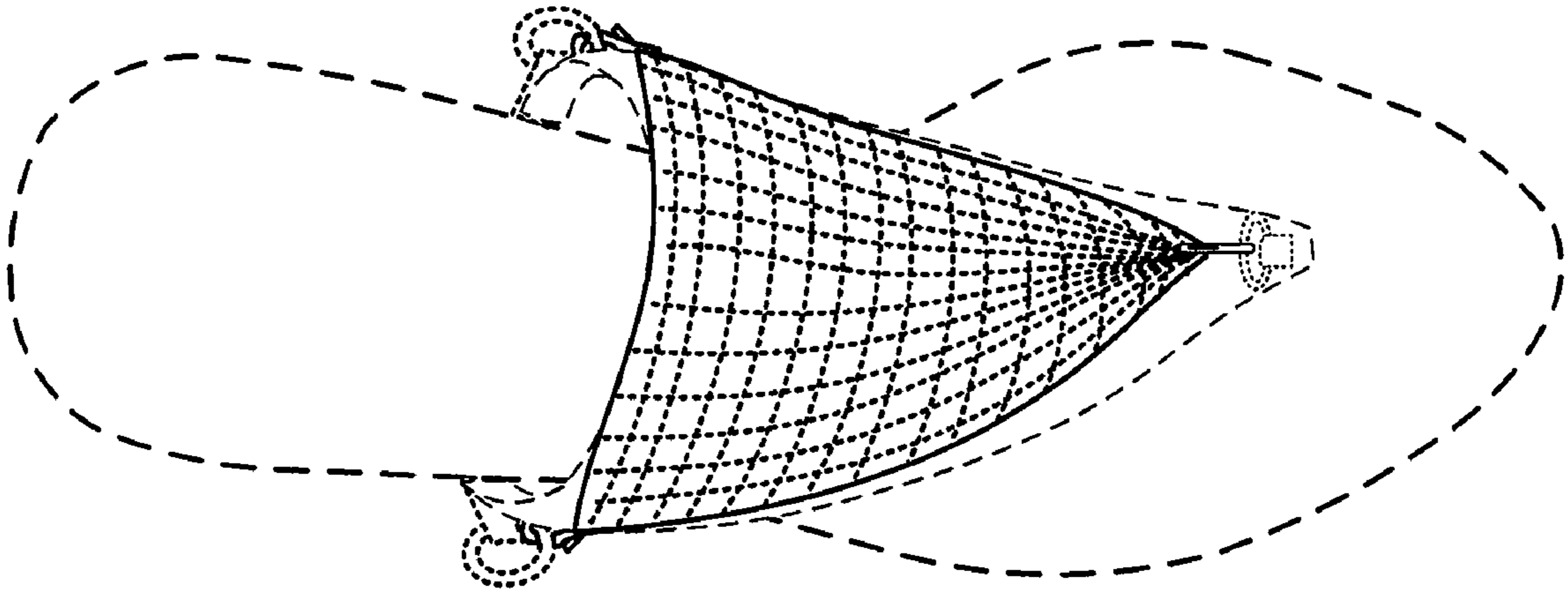


*FIG. 4*



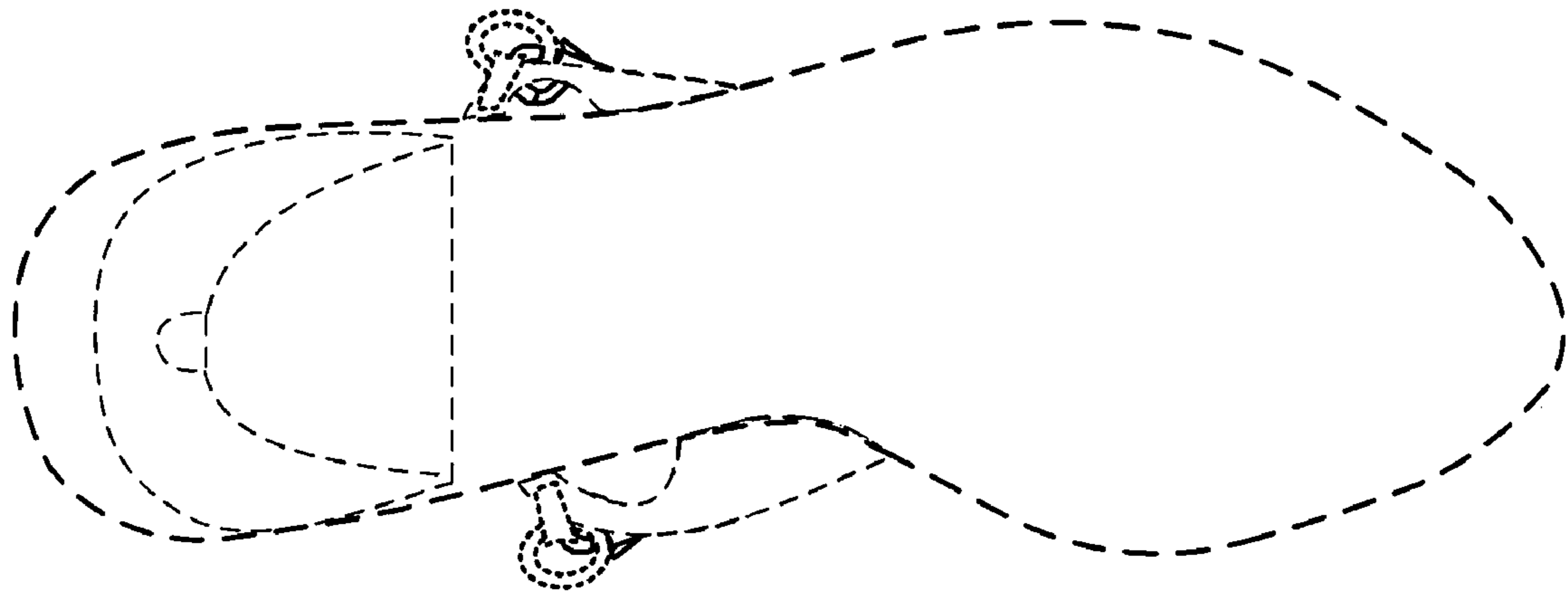
*FIG. 5*





*FIG. 6*





*FIG. 7*