



US00D614842S

(12) **United States Design Patent**  
**Vasyli**

(10) **Patent No.:** **US D614,842 S**  
(45) **Date of Patent:** **\*\* May 4, 2010**

(54) **FOOTWEAR INSOLE**  
(76) Inventor: **Phillip J. Vasyli**, #211 Old Fort Bay,  
Nassau, N.P. (BS)  
(\*\*) Term: **14 Years**  
(21) Appl. No.: **29/341,812**  
(22) Filed: **Aug. 13, 2009**  
(51) **LOC (9) Cl.** ..... **02-99**  
(52) **U.S. Cl.** ..... **D2/961**  
(58) **Field of Classification Search** ..... D2/946,  
D2/961, 916-918; 36/43, 44, 31, 145-182,  
36/11.5  
See application file for complete search history.

D357,349 S \* 4/1995 Vasyli ..... D2/961  
D358,249 S \* 5/1995 Vasyli ..... D2/961  
D365,920 S 1/1996 Schneider  
D366,140 S 1/1996 Finn  
D366,956 S 2/1996 Gay  
D367,164 S \* 2/1996 Fisher et al. .... D2/961  
D391,749 S \* 3/1998 Fisher et al. .... D2/961  
D396,948 S 8/1998 Moore et al.  
D411,759 S 7/1999 Byrd  
6,076,283 A 6/2000 Boie  
D456,128 S 4/2002 Evans et al.  
D456,983 S 5/2002 Stubbs et al.  
D458,739 S 6/2002 Merceron  
D462,509 S 9/2002 Merceron  
D467,408 S 12/2002 Chen  
D474,589 S 5/2003 Dykes  
D474,881 S 5/2003 Su  
D487,185 S 3/2004 Grisoni et al.  
D496,781 S 10/2004 Hikade et al.

(56) **References Cited**

U.S. PATENT DOCUMENTS

855,163 A \* 5/1907 Cotter ..... 36/179  
1,236,427 A 8/1917 Halley  
1,282,253 A 10/1918 Lund  
D122,777 S 10/1940 Laybolt  
D126,598 S 4/1941 Cox et al.  
D130,078 S 10/1941 Weidner  
2,391,083 A 12/1945 Calderazzo  
D165,535 S 12/1951 MacPherson  
2,648,855 A 8/1953 Midgley et al.  
3,068,872 A \* 12/1962 Brody ..... 36/154  
D241,484 S 9/1976 Castano  
D255,060 S 5/1980 Okazawa  
D255,286 S 6/1980 Fuzita  
D259,675 S \* 6/1981 Gordon et al. .... D2/961  
4,346,525 A \* 8/1982 Larsen et al. .... 36/69  
4,510,700 A \* 4/1985 Brown ..... 36/44  
4,530,173 A \* 7/1985 Jesinsky, Jr. .... 36/92  
D287,302 S 12/1986 Peterson  
D287,902 S 1/1987 Forsyth  
D290,423 S 6/1987 Peterson  
D295,690 S 5/1988 Finn  
D296,493 S 7/1988 Diaz  
D300,687 S 4/1989 Kelley  
D302,764 S 8/1989 Peoples et al.  
D326,767 S 6/1992 Martiniano de Oliveira, Jr.  
D350,432 S 9/1994 Saez

(Continued)

*Primary Examiner*—Robert M Spear  
*Assistant Examiner*—Rashida C McCoy  
(74) *Attorney, Agent, or Firm*—GrayRobinson, P.A.


(57) **CLAIM**

The ornamental design of a footwear insole, as shown and described.

**DESCRIPTION**

FIG. 1 is a top plan view of my ornamental design of a footwear insole;  
FIG. 2 is a bottom plan view thereof;  
FIG. 3 is a right side elevational view thereof.  
FIG. 4 is a left side elevational view thereof;  
FIG. 5 is a front elevational view thereof;  
FIG. 6 is a rear elevational view thereof;  
FIG. 7 is a front perspective view thereof; and,  
FIG. 8 is a rear perspective view thereof.

**1 Claim, 4 Drawing Sheets**



# US D614,842 S

Page 2

---

## U.S. PATENT DOCUMENTS

D497,470 S	10/2004	Crewdson et al.	D532,586 S	11/2006	Birkenstock
D509,951 S	9/2005	Johnson	D543,680 S	6/2007	Dean et al.
D515,293 S	2/2006	Maguire	D548,439 S	8/2007	McClaskie
D517,291 S	3/2006	Vasyli	D551,437 S	9/2007	Hung
D518,945 S	4/2006	Vasyli	D552,838 S	10/2007	Quinn
7,107,705 B2	9/2006	Dalton et al.	D555,341 S	11/2007	Vasyli et al.
7,124,520 B2	10/2006	Galbraith et al.	D556,990 S	12/2007	Cabados
			2005/0262736 A1	12/2005	Peoples

\* cited by examiner




Fig. 1




Fig. 2




Fig. 3




Fig. 4




Fig. 5




Fig. 6




Fig. 7




Fig. 8