



US00D614839S

(12) **United States Design Patent**  
**Bizzo**

(10) **Patent No.:** **US D614,839 S**

(45) **Date of Patent:** **\*\* May 4, 2010**

(54) **SHOE SOLE**

(75) Inventor: **Luca Bizzo**, Holmdel, NJ (US)

(73) Assignee: **Aerogroup International Holdings LLC**, Edison, NJ (US)

(\*\*) Term: **14 Years**

(21) Appl. No.: **29/338,239**

(22) Filed: **Jun. 8, 2009**

(51) **LOC (9) Cl.** ..... **02-04**

(52) **U.S. Cl.** ..... **D2/953; D2/951**

(58) **Field of Classification Search** ..... D2/947,  
D2/951, 952, 953, 957, 959, 960; 36/3 B,  
36/22 R, 24.5, 25 R, 67 A, 59 C, 103  
See application file for complete search history.

(56) **References Cited**

U.S. PATENT DOCUMENTS

2,266,476	A *	12/1941	Riess	.....	36/3 B
4,617,745	A *	10/1986	Batra	.....	36/3 B
4,910,887	A *	3/1990	Turner et al.	.....	36/114
4,991,317	A *	2/1991	Lakic	.....	36/44
5,025,575	A *	6/1991	Lakic	.....	36/44
D323,059	S *	1/1992	Hatfield	.....	D2/954
D401,042	S *	11/1998	Davis	.....	D2/951
5,950,332	A *	9/1999	Lain	.....	36/3 B
6,014,823	A *	1/2000	Lakic	.....	36/93
D446,000	S *	8/2001	Price	.....	D2/907
D563,083	S *	3/2008	Corbi Rico	.....	D2/947
D568,593	S *	5/2008	Chen	.....	D2/953
D595,487	S *	7/2009	Issler	.....	D2/951

2007/0169375 A1\* 7/2007 Chen et al. .... 36/3 B  
2009/0277044 A1\* 11/2009 Bove et al. .... 36/114

\* cited by examiner

*Primary Examiner*—Celia A Murphy

(74) *Attorney, Agent, or Firm*—Lackenbach Siegel, LLP;  
Andrew F. Young

(57) **CLAIM**

The ornamental design for a shoe sole, as shown and described.

**DESCRIPTION**

FIG. 1 is a left front perspective view of one embodiment of the present invention.

FIG. 2 is a left side elevational view of the embodiment shown in FIG. 1.

FIG. 3 is a right side elevational view of the embodiment shown in FIG. 1.

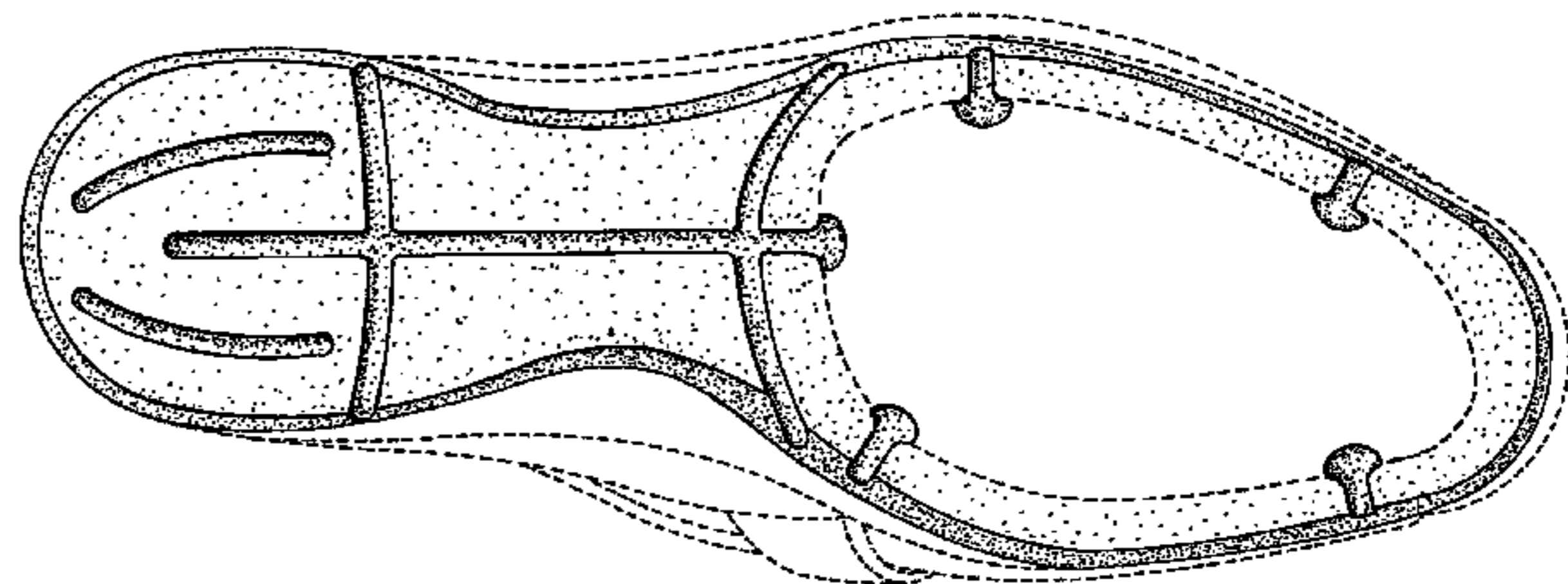

FIG. 4 is a front elevational view of the embodiment shown in FIG. 1.

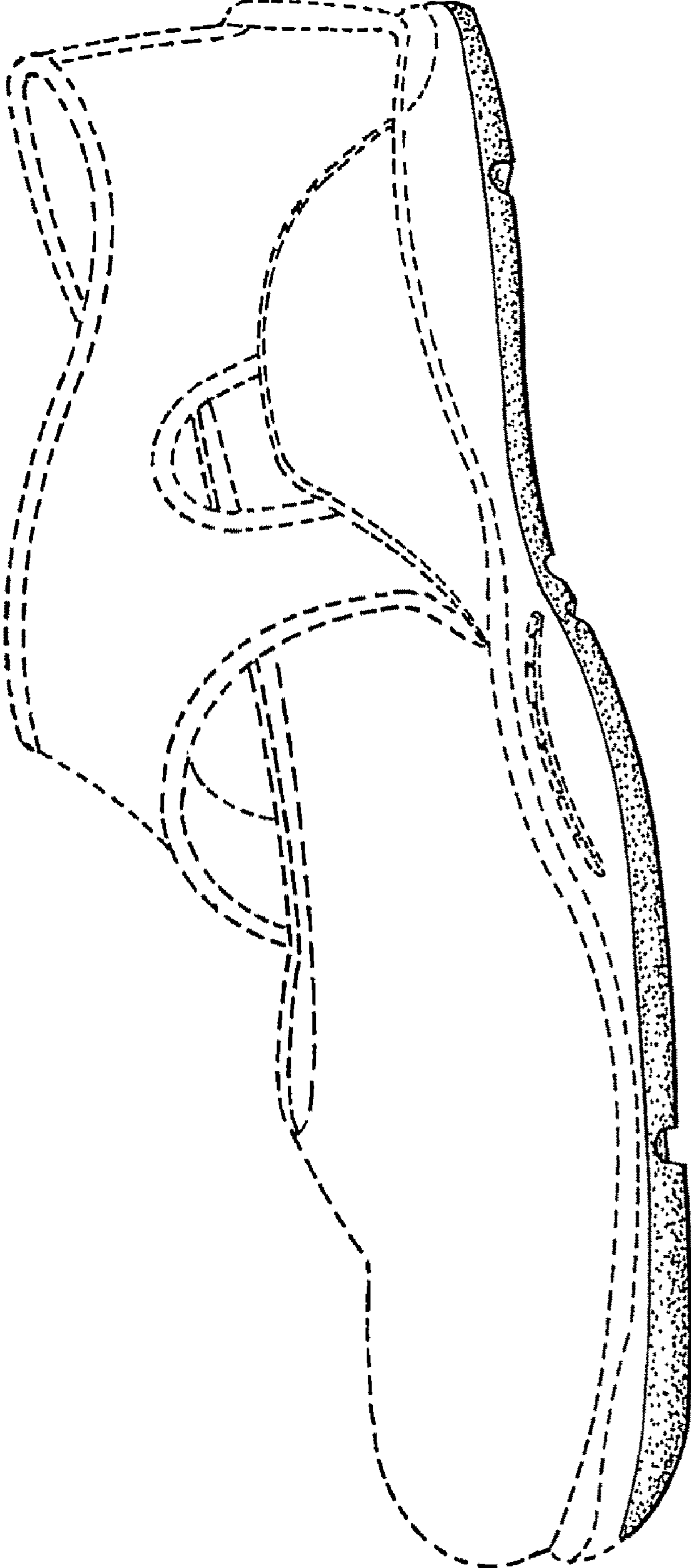
FIG. 5 is a rear elevational view of the embodiment shown in FIG. 1; and,

FIG. 6 is a bottom view of the embodiment shown in FIG. 1.

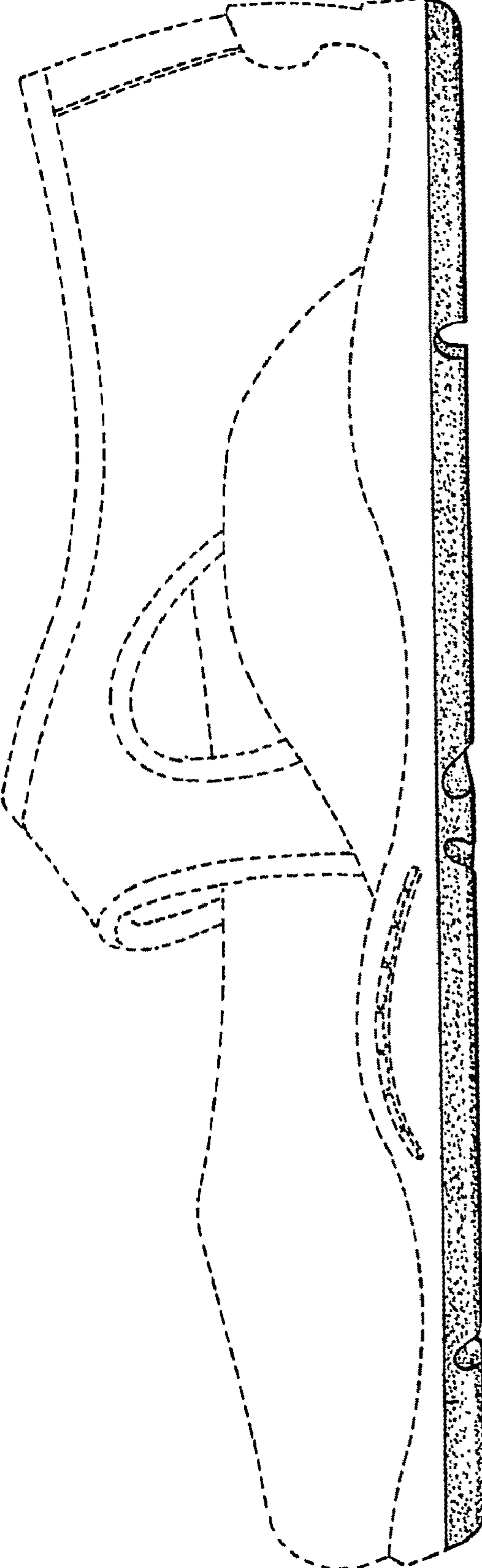
The broken lines showing the shoe upper throughout the views illustrate the environment in which the design resides, and form no part of the claim. The broken lines shown on the forefoot of FIG. 6 represent an internal boundary, with the broken lines and the area within forming no part of the claim.

**1 Claim, 5 Drawing Sheets**

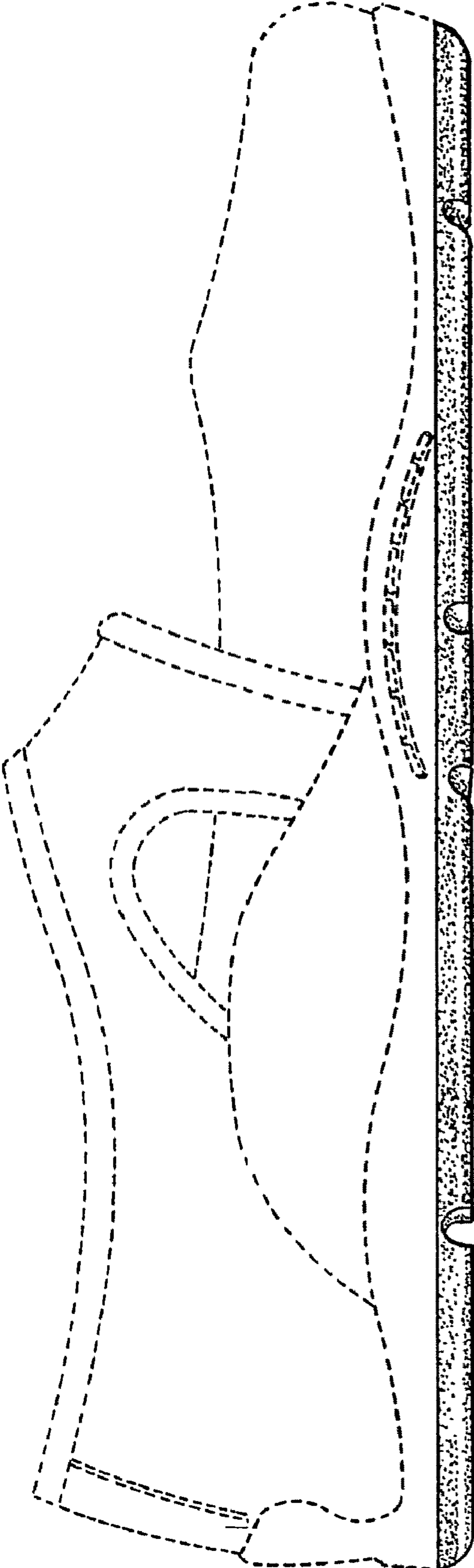




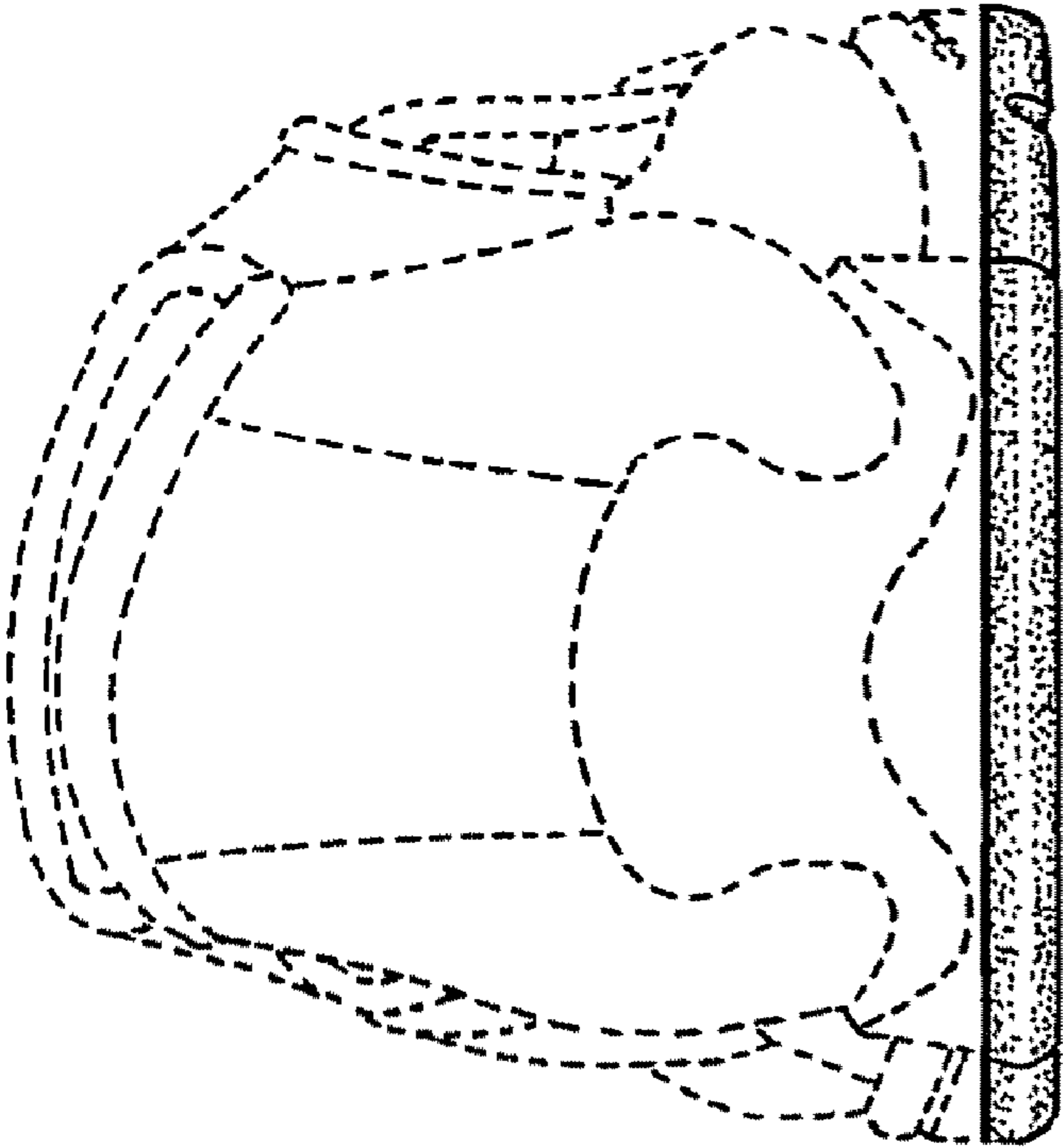
**Fig. 1**



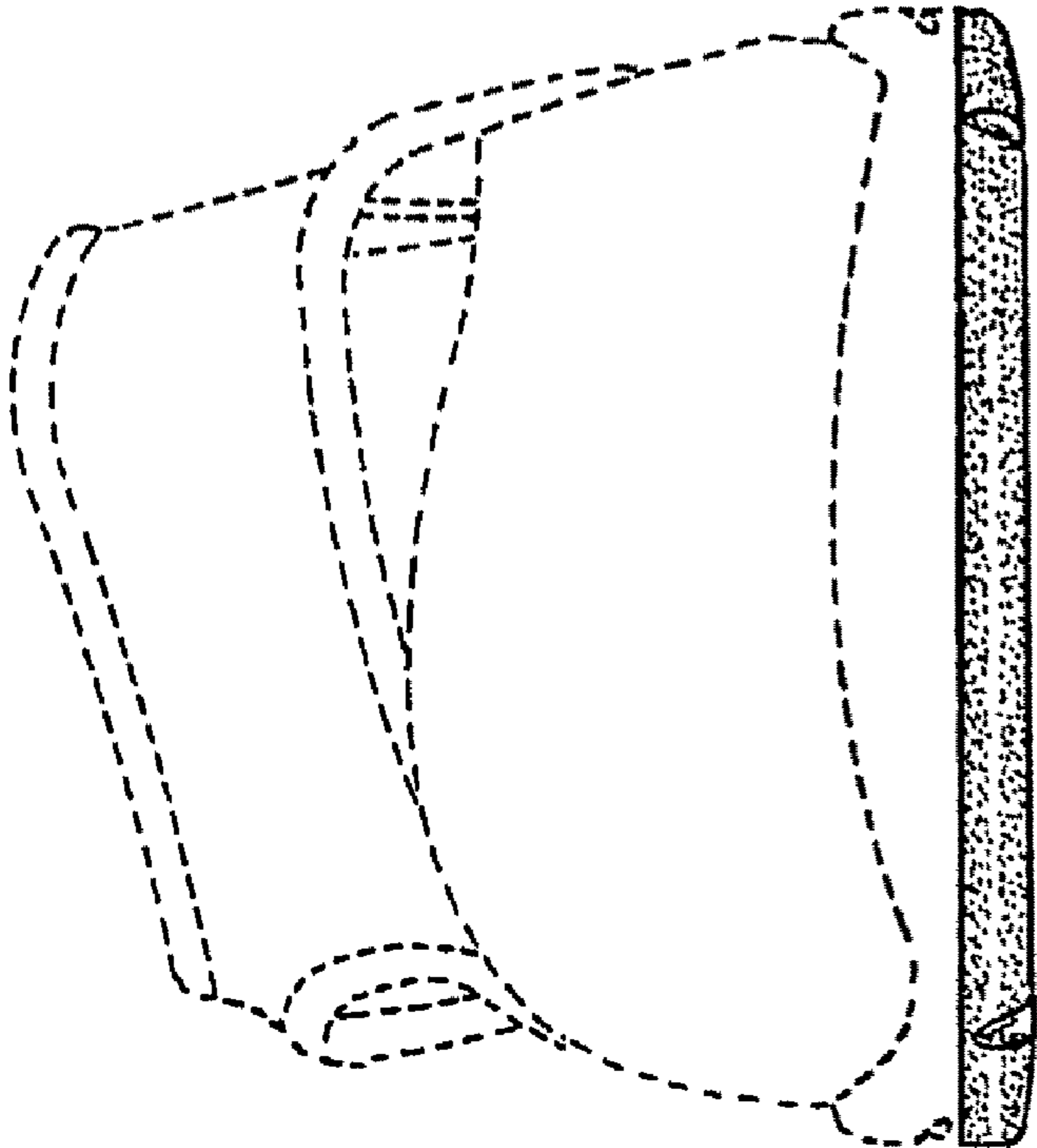
**Fig. 2**



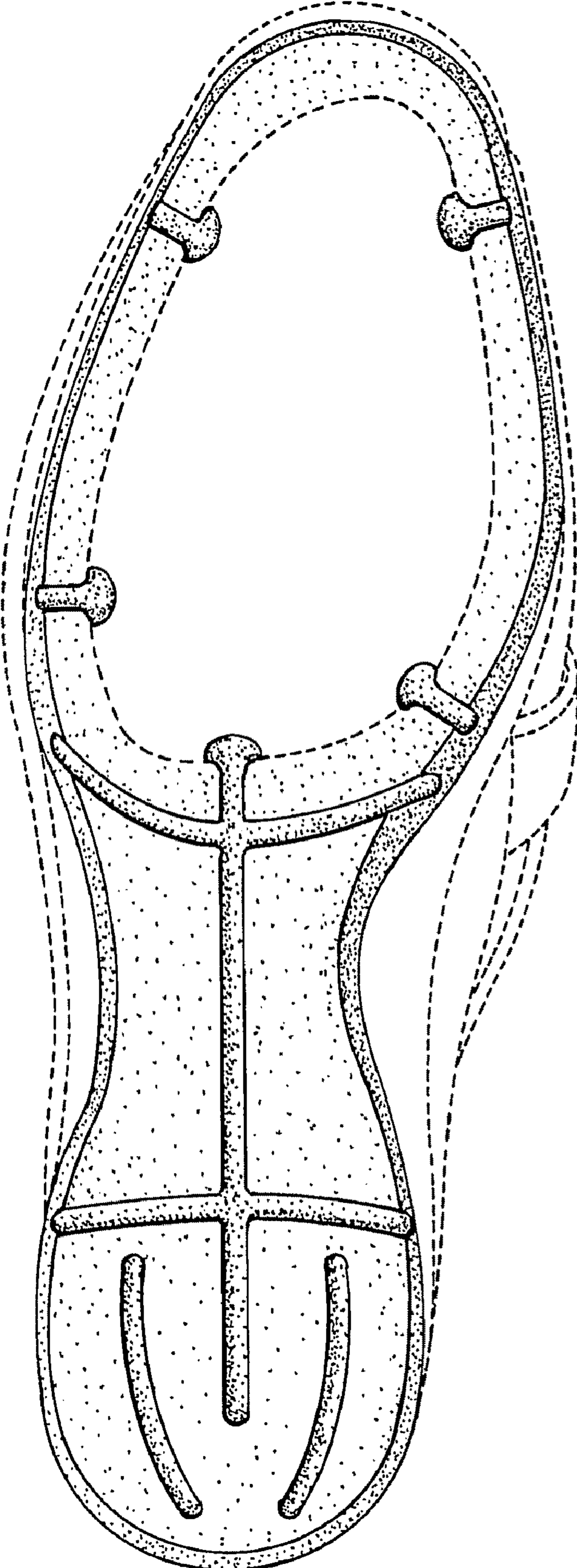
**Fig. 3**



**Fig. 5**



**Fig. 4**



**Fig. 6**