



US00D614837S

(12) **United States Design Patent**
Teteriatnikov

(10) **Patent No.:** **US D614,837 S**
(45) **Date of Patent:** **** May 4, 2010**

- (54) **PERIPHERY OF AN OUTSOLE**
- (75) Inventor: **Savva Teteriatnikov**, Venice, CA (US)
- (73) Assignee: **Skechers U.S.A., Inc. II**, Manhattan Beach, CA (US)
- (**) Term: **14 Years**
- (21) Appl. No.: **29/346,683**
- (22) Filed: **Nov. 4, 2009**

Related U.S. Application Data

- (62) Division of application No. 29/338,285, filed on Jun. 8, 2009, now Pat. No. Des. 607,188.
- (51) **LOC (9) Cl.** **02-99**
- (52) **U.S. Cl.** **D2/946; D2/977; D2/947**
- (58) **Field of Classification Search** **D2/896, D2/902, 903, 906-908, 946, 947, 951-960, D2/964, 977; 36/25 R-25 A**
See application file for complete search history.

(56) **References Cited**

U.S. PATENT DOCUMENTS

- D226,884 S 5/1973 Persson
- D290,660 S 7/1987 Selbiger
- D294,656 S 3/1988 Liggett et al.
- D296,035 S 6/1988 Le
- 4,766,681 A 8/1988 O'Rourke
- D328,968 S 9/1992 Tinker
- D330,798 S 11/1992 Hatfield et al.
- D339,222 S 9/1993 Tinker et al.
- D341,709 S 11/1993 Tinker et al.
- D402,795 S 12/1998 Moll
- D411,242 S 6/1999 Link
- D416,378 S 11/1999 McNaught
- D426,372 S 6/2000 Price
- D437,675 S 2/2001 Dahlsten
- D438,368 S 3/2001 Akhidime
- D448,147 S 9/2001 Zimmer et al.
- D450,437 S 11/2001 Simpson et al.
- D473,040 S 4/2003 Hawker et al.
- D473,041 S 4/2003 Finkelberg

- D473,047 S 4/2003 Wilson
- 6,668,470 B2 12/2003 Ellis, III
- D485,673 S 1/2004 Smith
- D492,472 S 7/2004 Santa
- D495,128 S 8/2004 Avar
- D495,129 S 8/2004 Allen
- D498,905 S * 11/2004 Wilson D2/977
- D511,618 S 11/2005 McDowell
- D516,786 S 3/2006 Besanceney, III
- D518,285 S 4/2006 Schoenborn et al.
- D520,722 S 5/2006 Hlavacs
- D524,016 S 7/2006 Robinson, Jr. et al.
- D528,777 S 9/2006 McDowell
- D540,014 S 4/2007 Turner et al.
- D542,522 S 5/2007 Fujita et al.
- D543,677 S 6/2007 Andrews et al.

(Continued)

Primary Examiner—Dominic Simone
(74) *Attorney, Agent, or Firm*—Marshall A. Lerner; Marvin H. Kleinberg; Kleinberg & Lerner, LLP


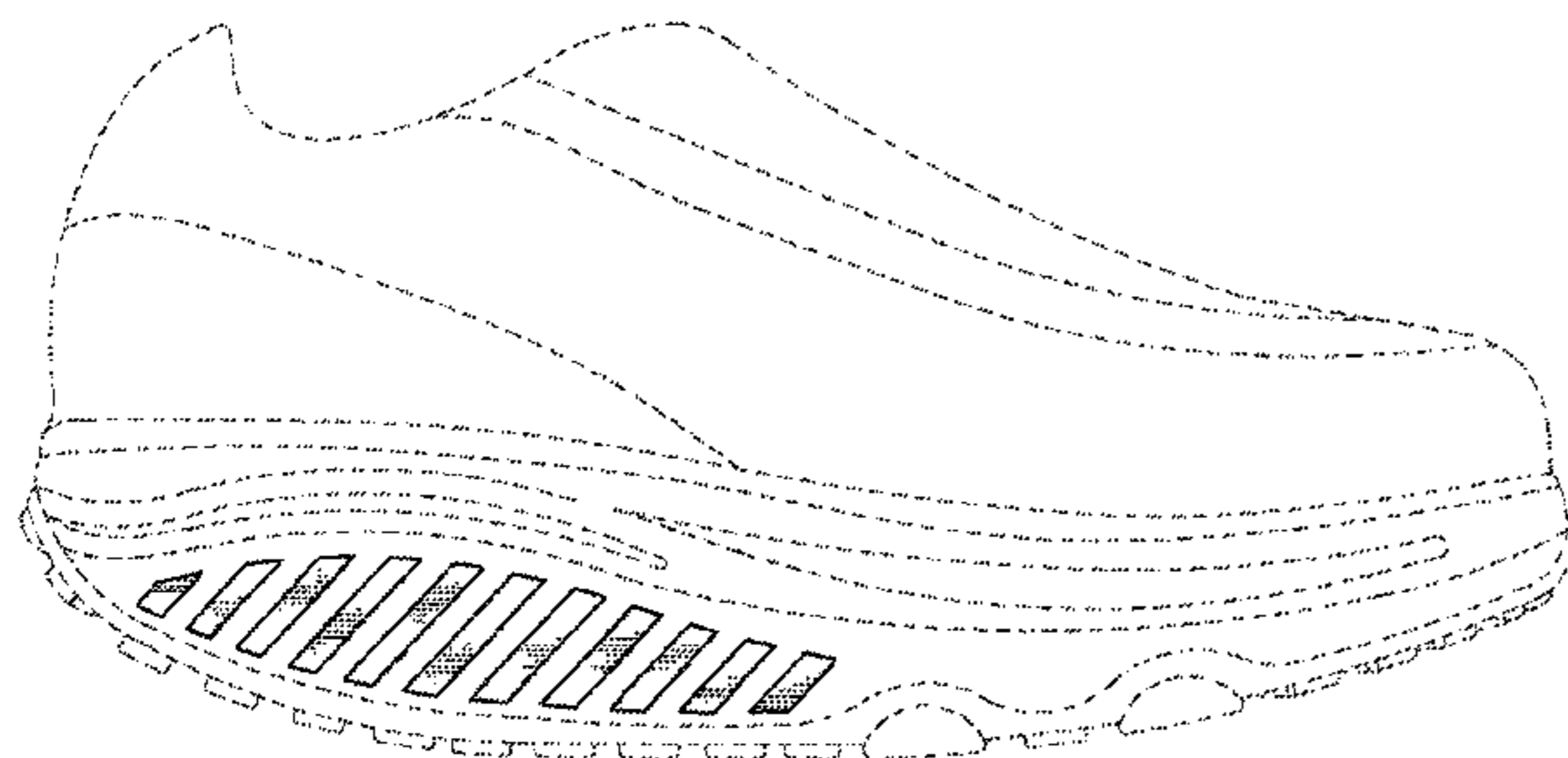
(57) **CLAIM**

The ornamental design for a periphery of an outsole, as shown and described.

DESCRIPTION

FIG. 1 is a left side view of an embodiment of a periphery of an outsole embodying my new design;
FIG. 2 is a right side view thereof;
FIG. 3 is a front side view thereof; and,
FIG. 4 is a rear plan view thereof.
Broken lines in the figures are for illustrative purposes only and form no part of the claimed invention.

1 Claim, 3 Drawing Sheets



US D614,837 S

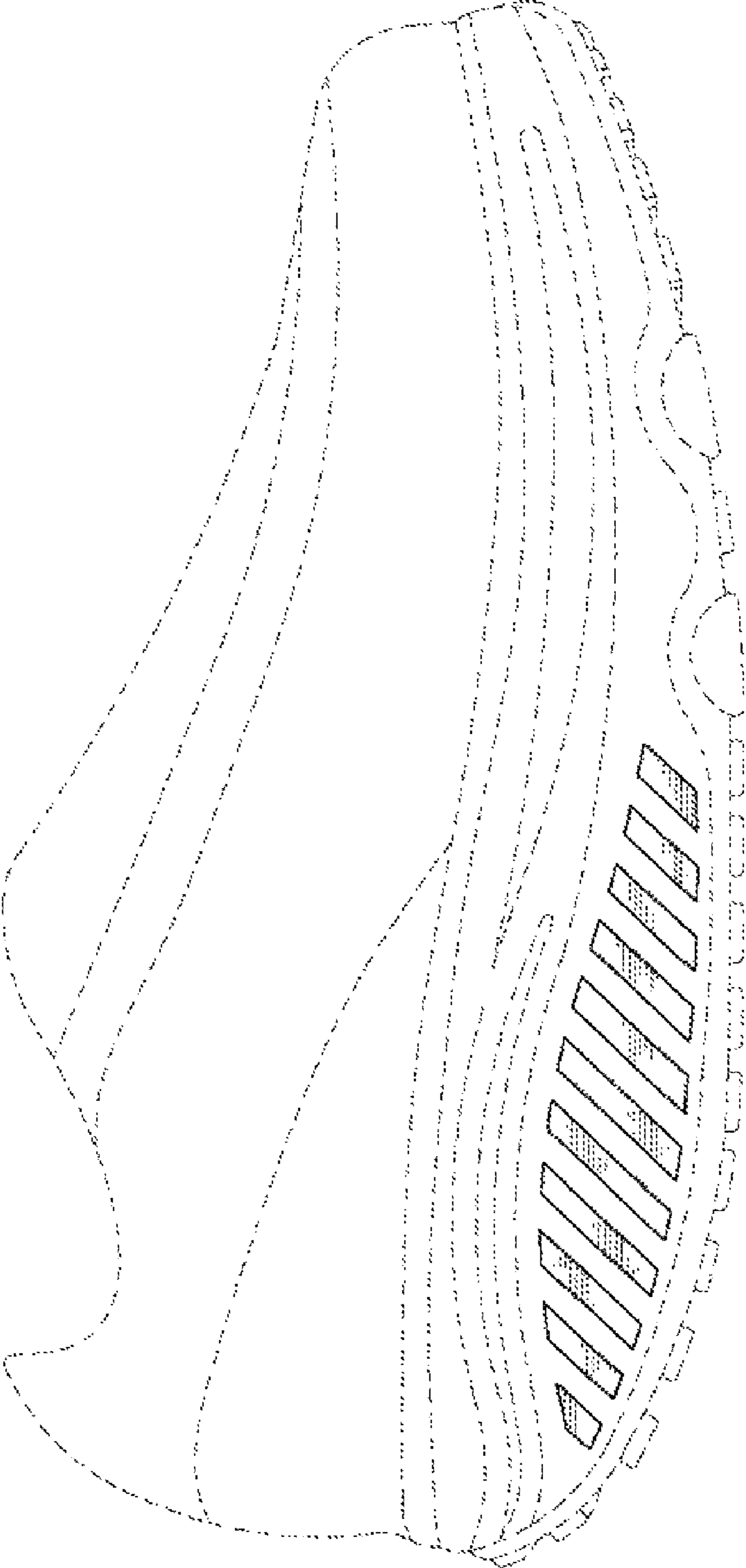
Page 2

U.S. PATENT DOCUMENTS

D544,199 S	6/2007	Chen		D573,339 S	7/2008	Stauffer	
D544,701 S	6/2007	Chen		D575,944 S	9/2008	Pauk	
D547,933 S	8/2007	Loverin		D578,744 S *	10/2008	Earle	D2/946
D547,939 S *	8/2007	Link	D2/977	D579,639 S	11/2008	McDowell	
D554,842 S	11/2007	Gaenssler et al.		D582,148 S	12/2008	McDowell	
D555,891 S *	11/2007	Bettencourt	D2/977	D588,346 S	3/2009	McCarthy	
D556,991 S	12/2007	Gaenssler et al.		D590,139 S	4/2009	Carlucci	
D558,971 S	1/2008	Wu		D594,639 S	6/2009	Alfaro	
D559,509 S *	1/2008	Hayes	D2/977	D599,102 S *	9/2009	Purdom et al.	D2/977

* cited by examiner

FIG. 1



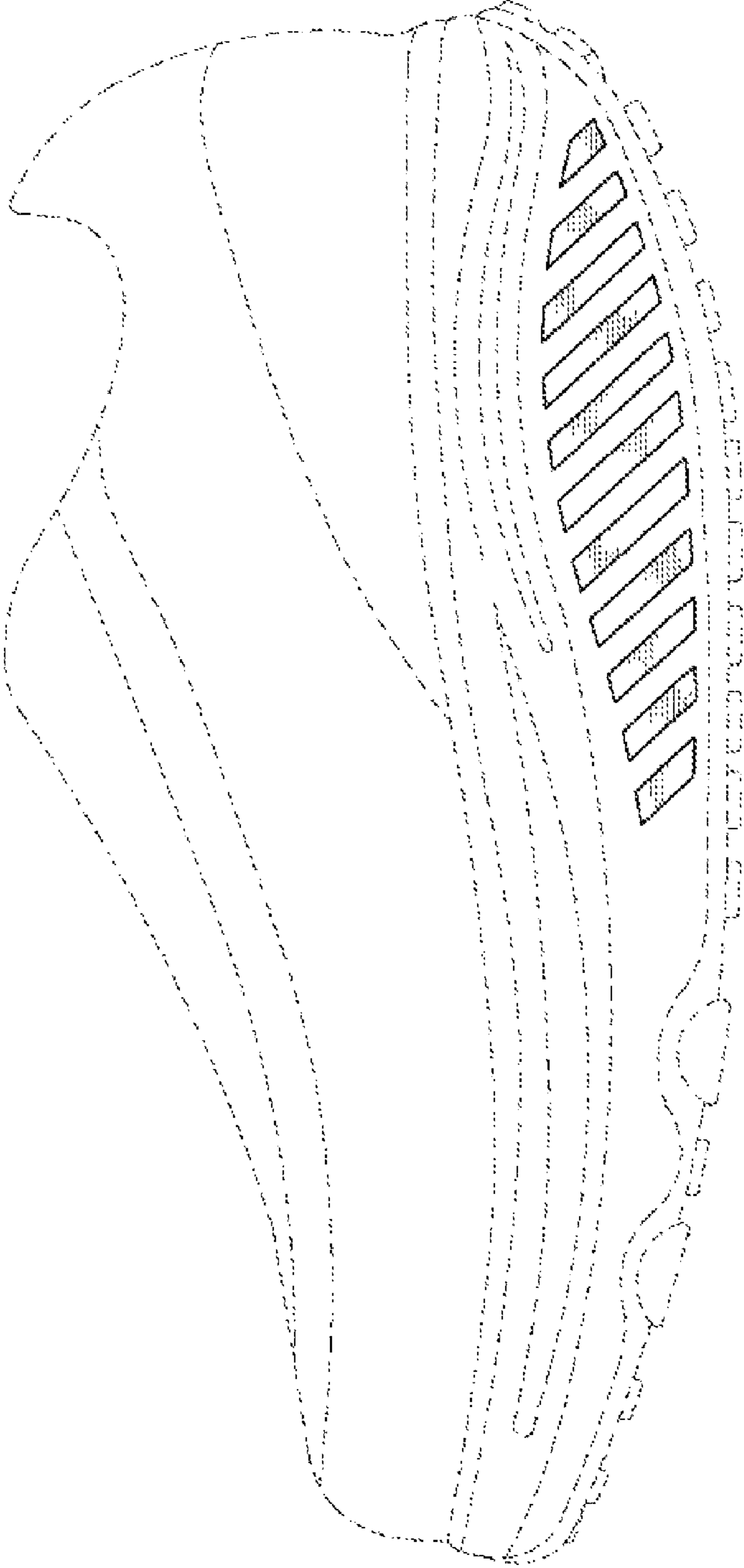


FIG. 2

FIG. 4

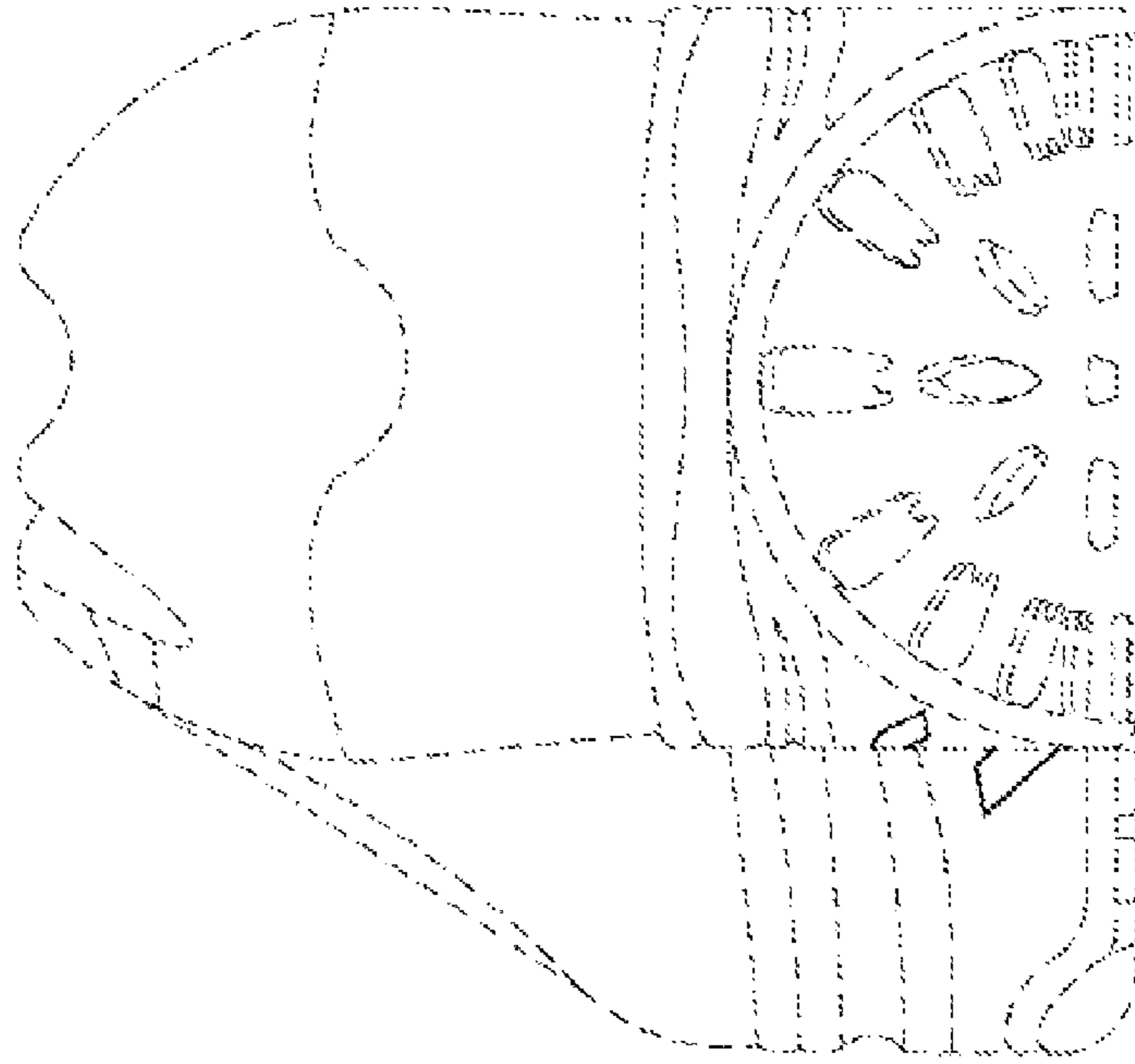


FIG. 3

