



US00D614832S

(12) **United States Design Patent**
Marsh et al.

(10) **Patent No.:** **US D614,832 S**

(45) **Date of Patent:** **** May 4, 2010**

(54) **FLATBREAD**

(75) Inventors: **Stacey L. Marsh**, Ann Arbor, MI (US);
Michael E. Marsh, Ann Arbor, MI (US)

(73) Assignee: **Pattco, Inc.**, Saline, MI (US)

(**) Term: **14 Years**

(21) Appl. No.: **29/330,790**

(22) Filed: **Jan. 14, 2009**

(51) **LOC (9) Cl.** **01-01**

(52) **U.S. Cl.** **D1/129**

(58) **Field of Classification Search** D1/100-199;
D28/8.2; D24/101, 102, 124, 125, 189; 426/3-6,
426/89, 94-95, 100-104, 128, 138-139,
426/144, 274, 293, 302, 305-307, 383, 438-442,
426/464-474, 460, 512, 516-518, 543, 549-550,
426/556, 623, 630, 635, 660, 805, 806, 808,
426/496, 446, 450, 502-504, 619
See application file for complete search history.

(56) **References Cited**

U.S. PATENT DOCUMENTS

D9,717 S *	1/1877	Worsley	D28/8.1
969,173 A *	9/1910	Loose	426/76
D55,542 S *	6/1920	Wipf	D24/101
D116,359 S *	8/1939	Banks	D21/809
D117,043 S *	10/1939	Huber	D1/128
D248,420 S *	7/1978	Berman	D28/8.1
D254,099 S *	2/1980	Richards	D24/125
D286,919 S *	11/1986	Flockhart et al.	D24/101
4,824,677 A *	4/1989	Shah et al.	424/467
D315,437 S *	3/1991	Stein	D1/128
D354,349 S *	1/1995	Grein	D24/125
D392,787 S *	3/1998	Barratt	D1/199
D398,395 S *	9/1998	Titley et al.	D24/101
D405,214 S *	2/1999	Marsh et al.	D26/129

5,884,330 A *	3/1999	Erlich	2/53
D424,691 S *	5/2000	Yavitz	D24/128
D445,238 S *	7/2001	Sotovia	D1/128
6,479,090 B1 *	11/2002	Carey et al.	426/559
D476,700 S *	7/2003	Manville	D21/484
D503,771 S *	4/2005	Costa et al.	D23/208
D509,044 S *	9/2005	Wilson et al.	D1/125
D540,097 S *	4/2007	Gebbia	D6/601
D571,015 S *	6/2008	Freeland	D24/189
D571,980 S *	7/2008	Tebow et al.	D1/129
D582,991 S *	12/2008	McCowan	D21/391
D598,635 S *	8/2009	Geoffrion et al.	D1/127
D604,928 S *	12/2009	Adamson et al.	D1/127

FOREIGN PATENT DOCUMENTS

EM	000828108-0003	*	11/2007
EM	001001598-0003	*	9/2008
WO	DM/048562	*	7/1999

* cited by examiner

Primary Examiner—Cathron C Brooks

Assistant Examiner—Barbara Fox

(74) *Attorney, Agent, or Firm*—Dobrusin & Thennisch PC

(57) **CLAIM**

The ornamental design for a flatbread, as shown and described.

DESCRIPTION

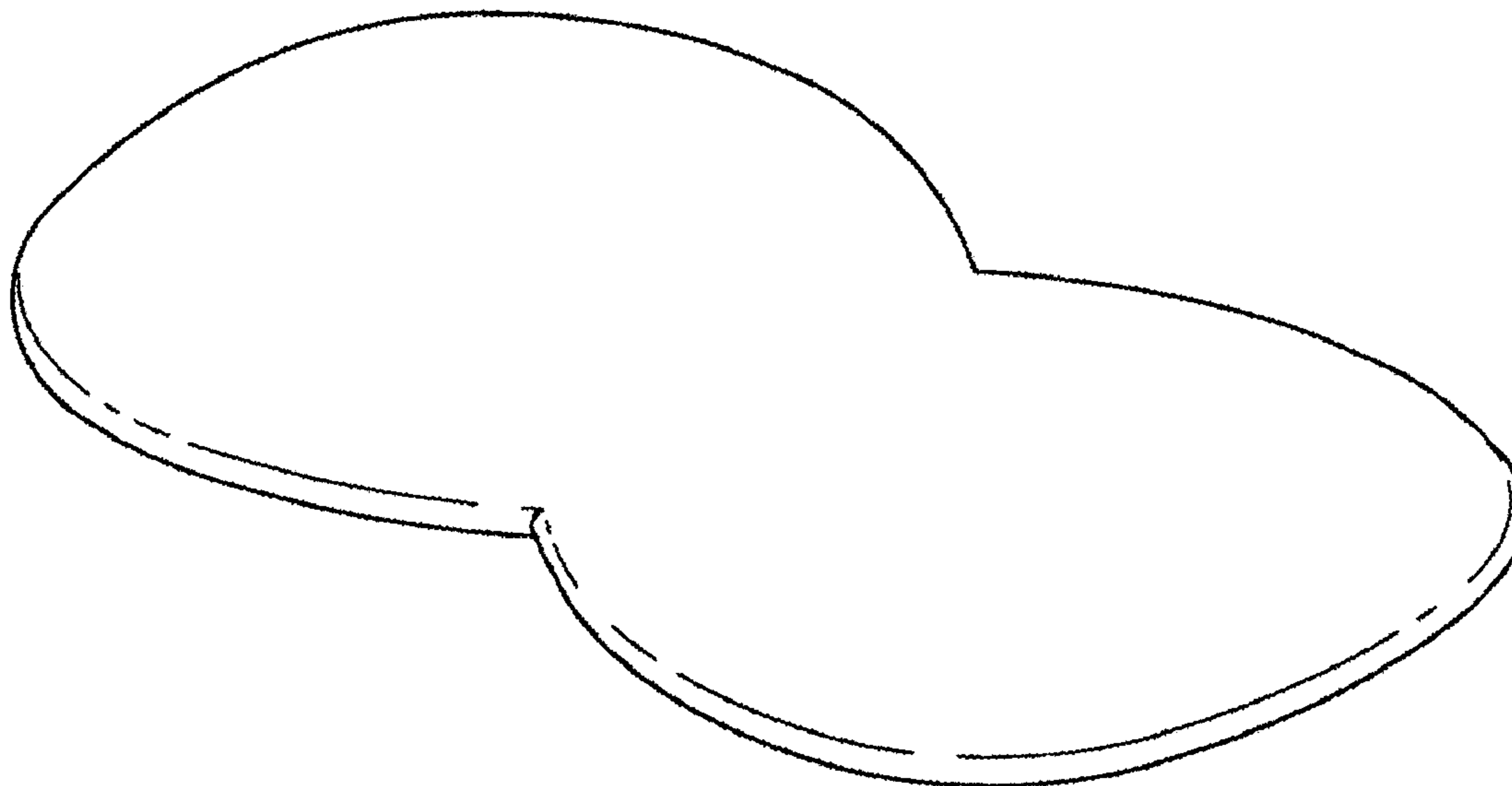
FIG. 1 is a perspective view of the top of the present invention.

FIG. 2 is a perspective view of the bottom of the present invention shown in FIG. 1.

FIG. 3 is an elevational view of the left or right side of the present invention shown in FIG. 1; and,

FIG. 4 is an elevational view of back or front side of the present invention shown in FIG. 1.

1 Claim, 1 Drawing Sheet



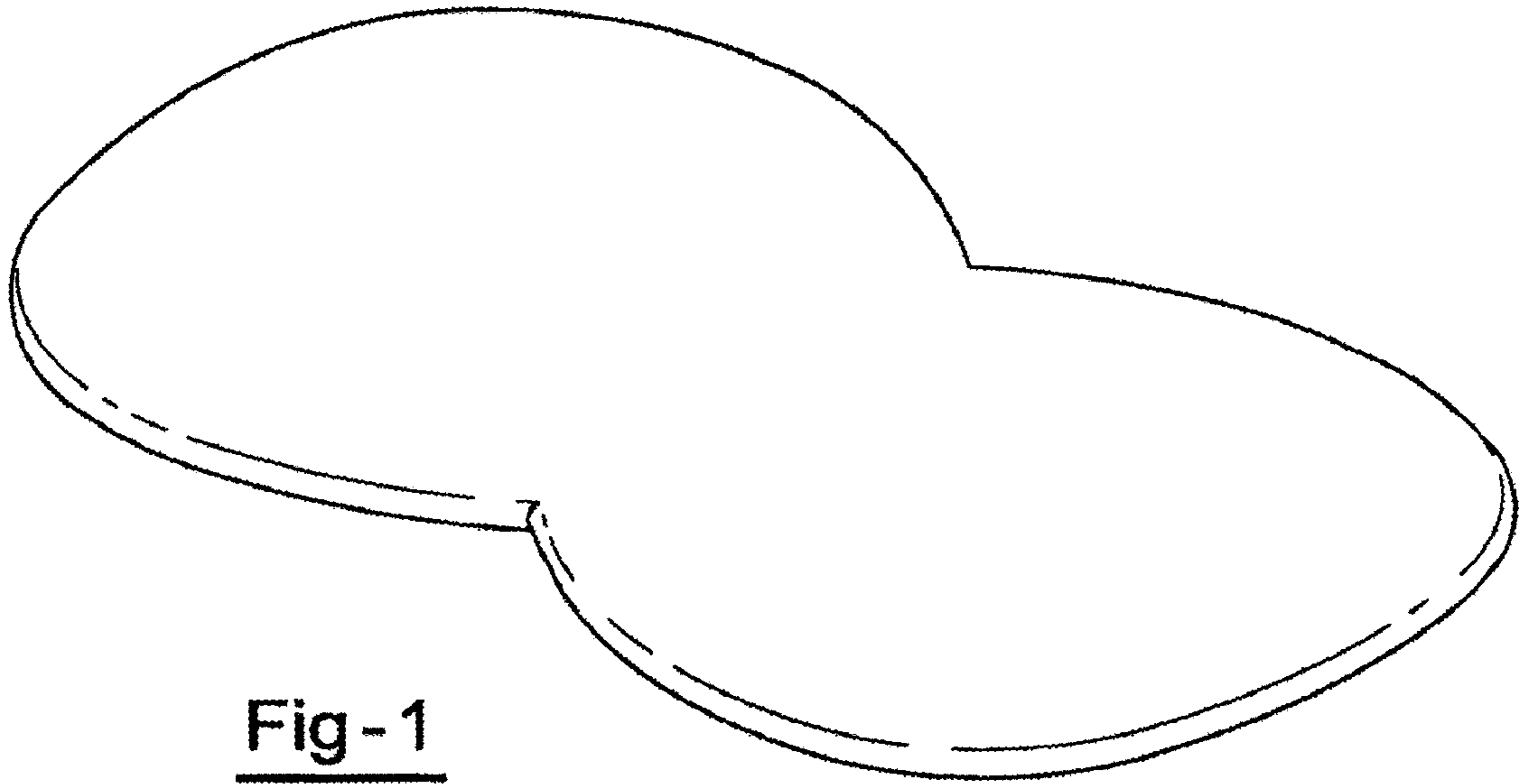


Fig-1




Fig-2



Fig-3



Fig-4