



US00D614830S

(12) **United States Design Patent**
Unlu et al.

(10) **Patent No.:** **US D614,830 S**
(45) **Date of Patent:** **** May 4, 2010**

(54) **PET TREAT**

(75) Inventors: **Emine Unlu**, Murfreesboro, TN (US);
Cari Ann Enot, Franklin, TN (US);
William Gharibian, Smyrna, TN (US)

(73) Assignee: **Mars, Incorporated**, McLean, VA (US)

(**) Term: **14 Years**

(21) Appl. No.: **29/353,792**

(22) Filed: **Jan. 14, 2010**

(51) **LOC (9) Cl.** **01-01**

(52) **U.S. Cl.** **D1/125; D1/106**

(58) **Field of Classification Search** D1/100,
D1/106, 109, 120, 122, 125–128, 199; D30/160;
D24/102, 103; D25/119–135; 119/706–711;
426/2, 89, 92, 104, 635, 805

See application file for complete search history.

(56) **References Cited**

U.S. PATENT DOCUMENTS

D251,509 S * 4/1979 Wenrick D25/122
D267,776 S * 2/1983 Holgersson et al. D8/396

(Continued)

OTHER PUBLICATIONS

U.S. Appl. No. 29/354,376, filed Jan. 22, 2010, by Emine Unlu et al.
entitled “Pet Treat”.

Primary Examiner—Cathron C Brooks

Assistant Examiner—Barbara Fox

(74) *Attorney, Agent, or Firm*—Arent Fox LLP

(57) **CLAIM**

The ornamental design for a pet treat, as shown and described.

DESCRIPTION

FIG. 1 is a perspective view of a pet treat showing our new design according to a first embodiment;

FIG. 2 is a right view of the design shown in FIG. 1, the left view being identical thereto;

FIG. 3 is a front view of the design shown in FIG. 1, the rear view being identical thereto;

FIG. 4 is a top view of the design shown in FIG. 1;

FIG. 5 is a bottom view of the design shown in FIG. 1;

FIG. 6 is a perspective view of a pet treat showing our new design according to a second embodiment, it being identical to the first embodiment except that it is shown broken apart to indicate that no specific length is claimed;

FIG. 7 is a perspective view of a pet treat showing our new design according to a third embodiment;

FIG. 8 is a right view of the design shown in FIG. 7, the left view being identical thereto;

FIG. 9 is a front view of the design shown in FIG. 7, the rear view being identical thereto;

FIG. 10 is a top view of the design shown in FIG. 7;

FIG. 11 is a bottom view of the design shown in FIG. 7; and

FIG. 12 is a perspective view of a pet treat showing our new design according to a fourth embodiment;

FIG. 13 is a right view of the design shown in FIG. 12, the left view being identical thereto;

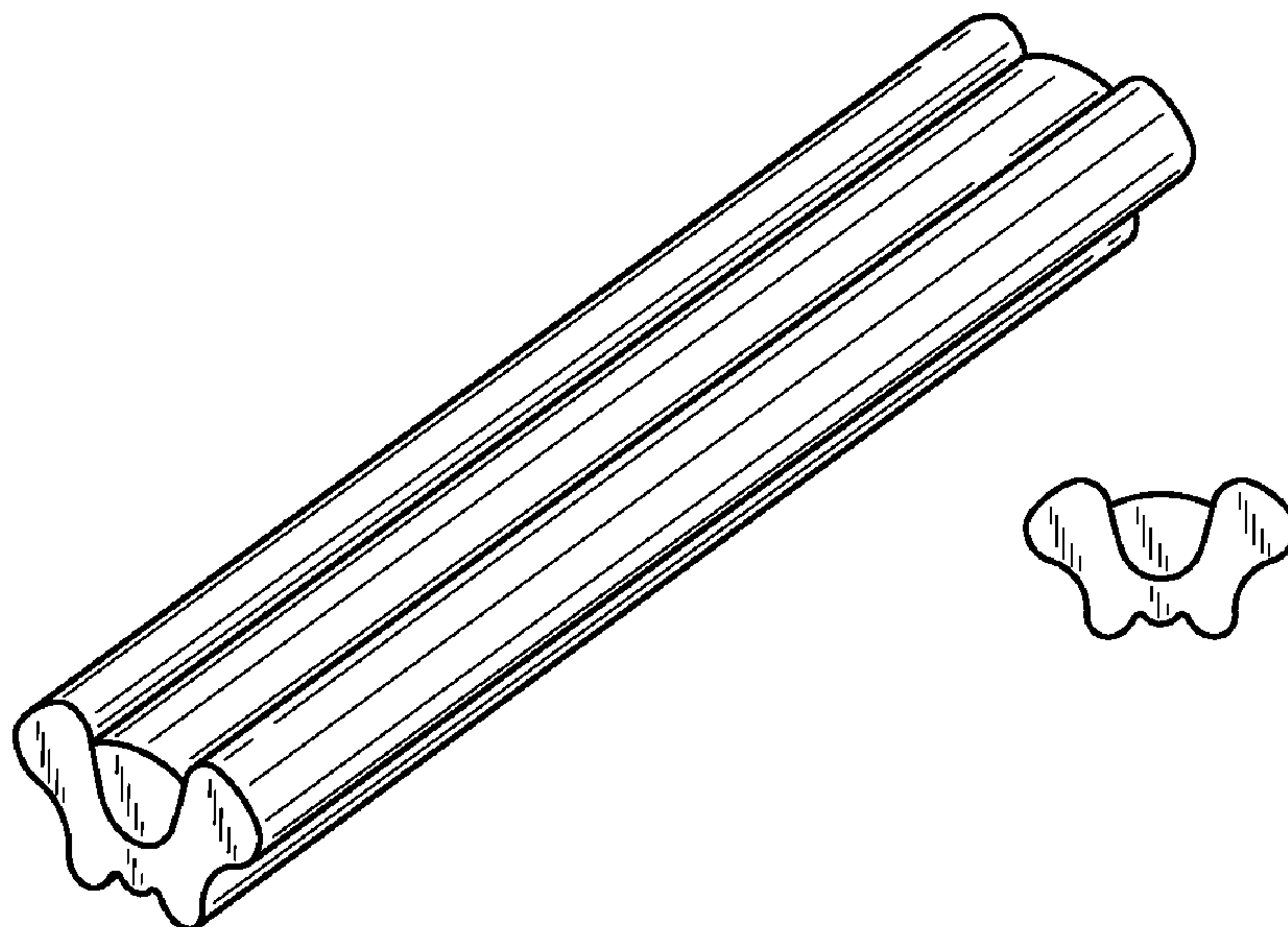
FIG. 14 is a front view of the design shown in FIG. 12, the rear view being identical thereto;

FIG. 15 is a top view of the design shown in FIG. 12; and,

FIG. 16 is a bottom view of the design shown in FIG. 12.

The broken lines shown in FIG. 6 represent the boundary between claimed and unclaimed areas and form no part of the claimed design.

1 Claim, 10 Drawing Sheets



Page 2

									D585,627	S *	2/2009	Wylie	D1/125
									D586,529	S *	2/2009	Ogg	D1/111
5,194,283	A *	3/1993	Dupas et al.	426/582				D591,926	S	5/2009	Jia et al.	
D416,662	S *	11/1999	Doyle et al.	D1/199				D603,135	S *	11/2009	Unlu et al.	D1/199
D444,243	S *	6/2001	Erwin	D25/135					D603,136	S *	11/2009	Unlu et al.	D1/199
D503,506	S	4/2005	Tepper et al.					2003/0129281	A1 *	7/2003	Murray et al.	426/92
D517,774	S *	3/2006	Jia et al.	D1/121			* cited by examiner					
D534,706	S *	1/2007	Cuadrado	D1/125									

* cited by examiner

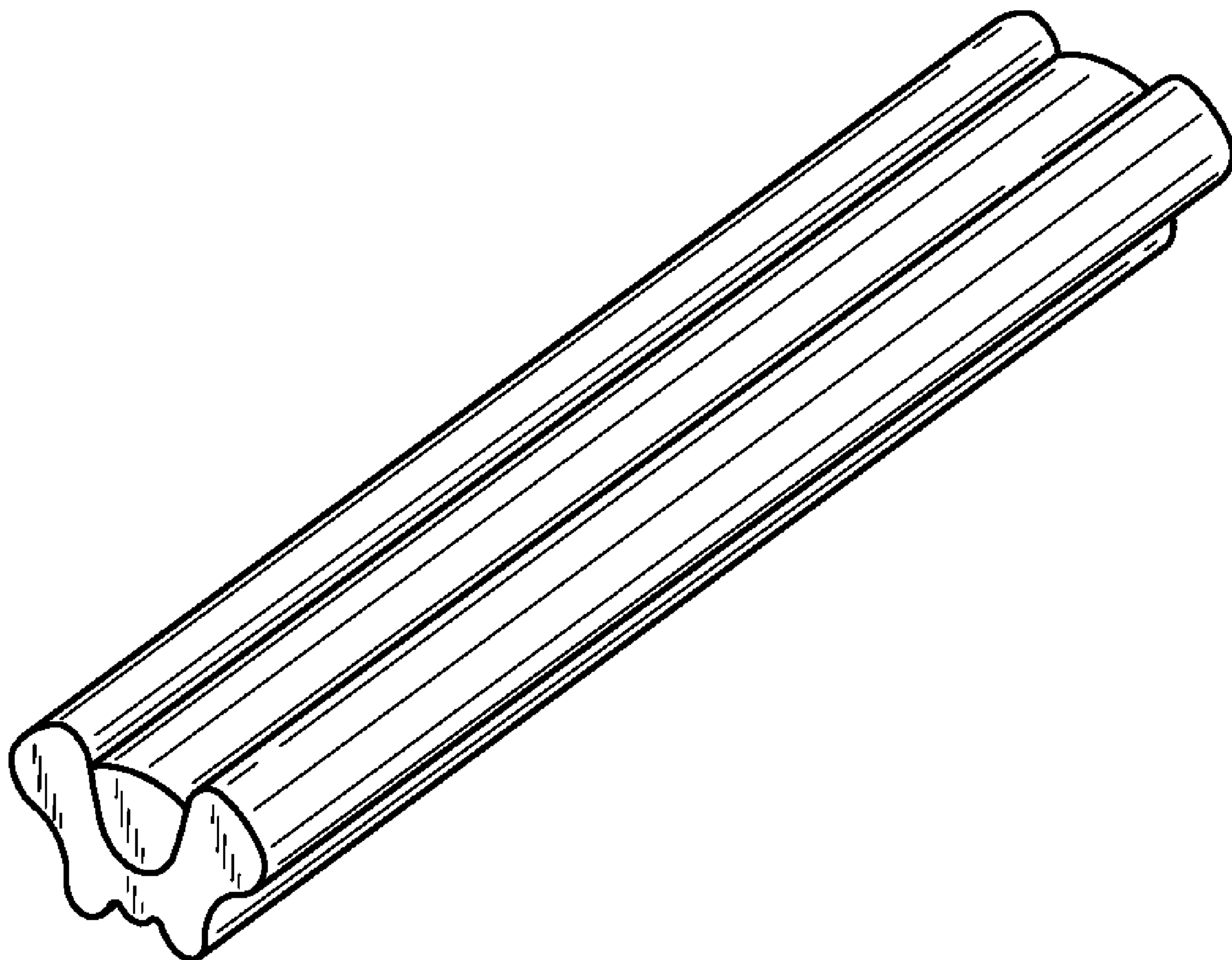


FIG.1




FIG. 2



FIG. 3




FIG.4


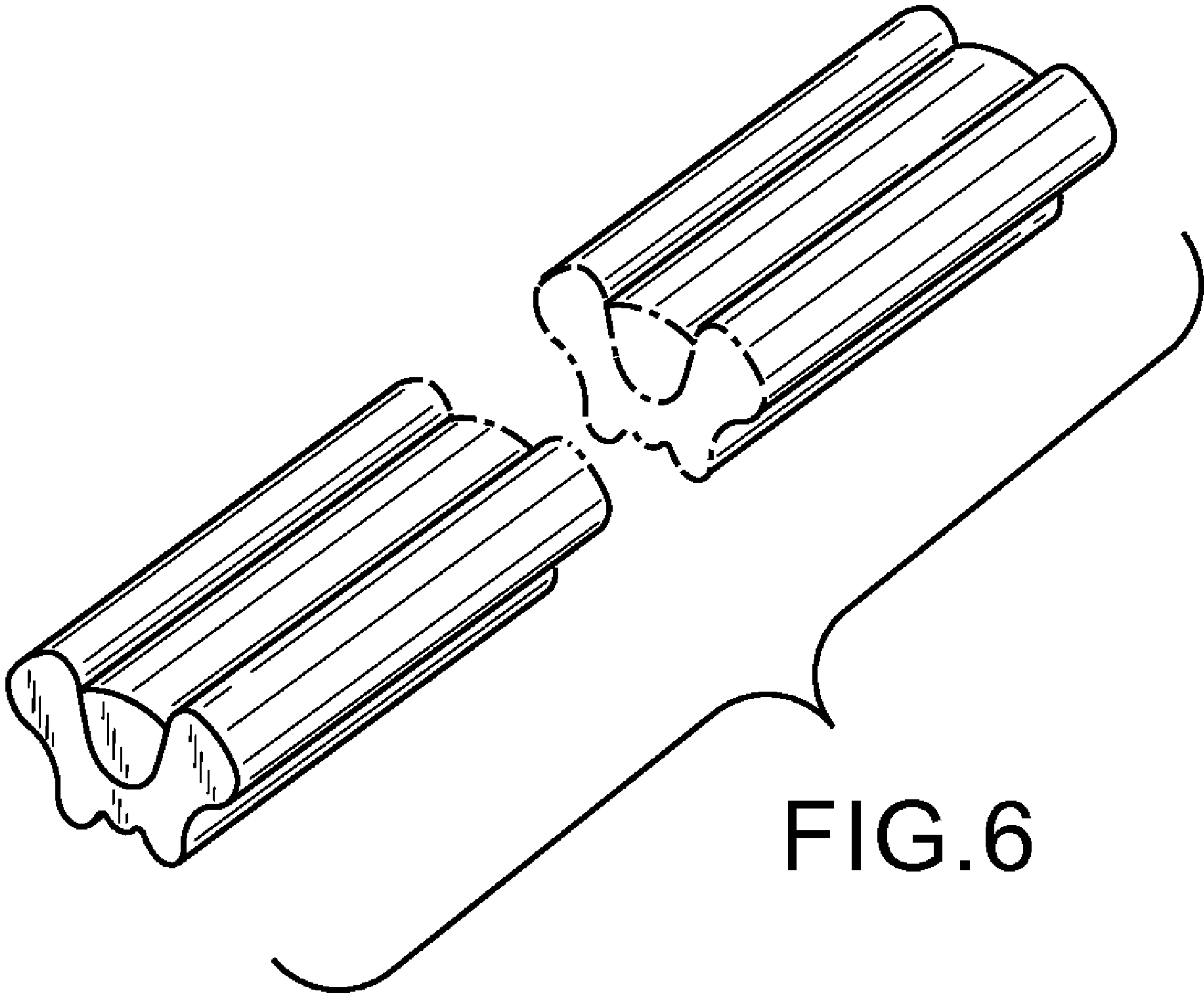


FIG.5



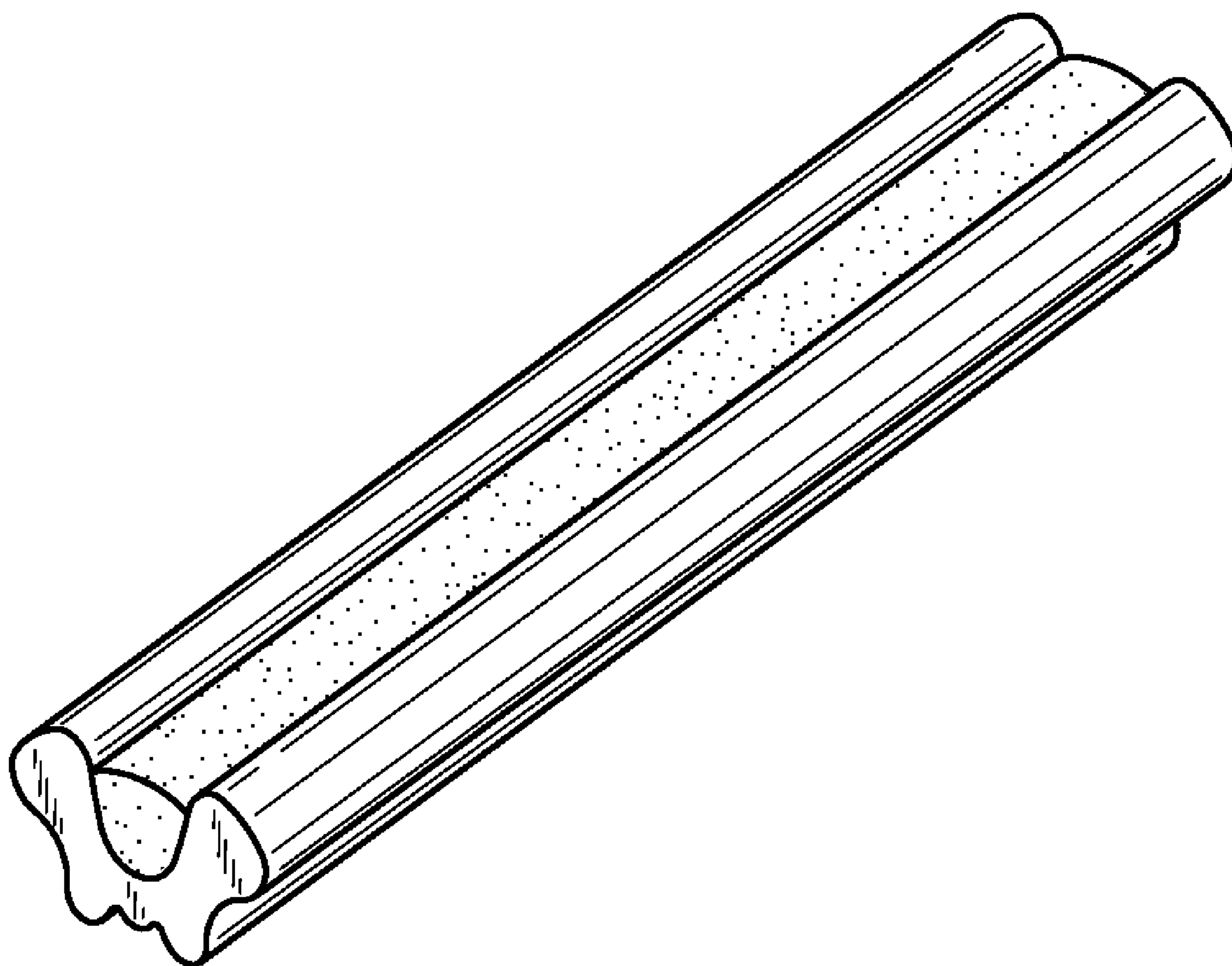


FIG.7




FIG. 8

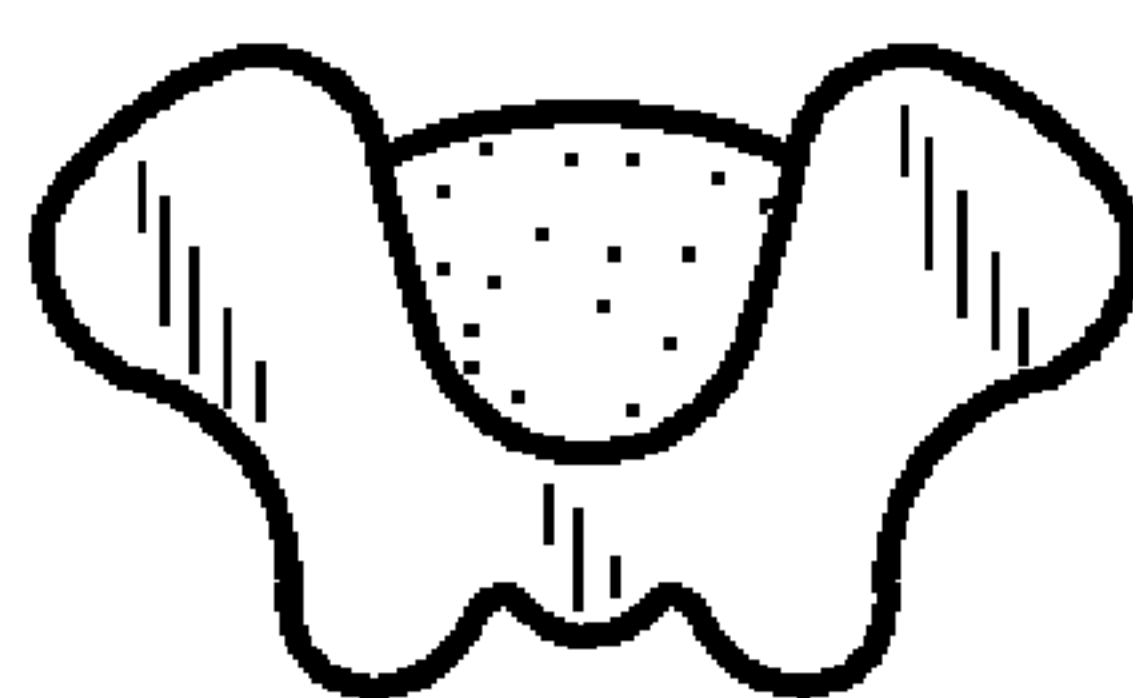


FIG. 9

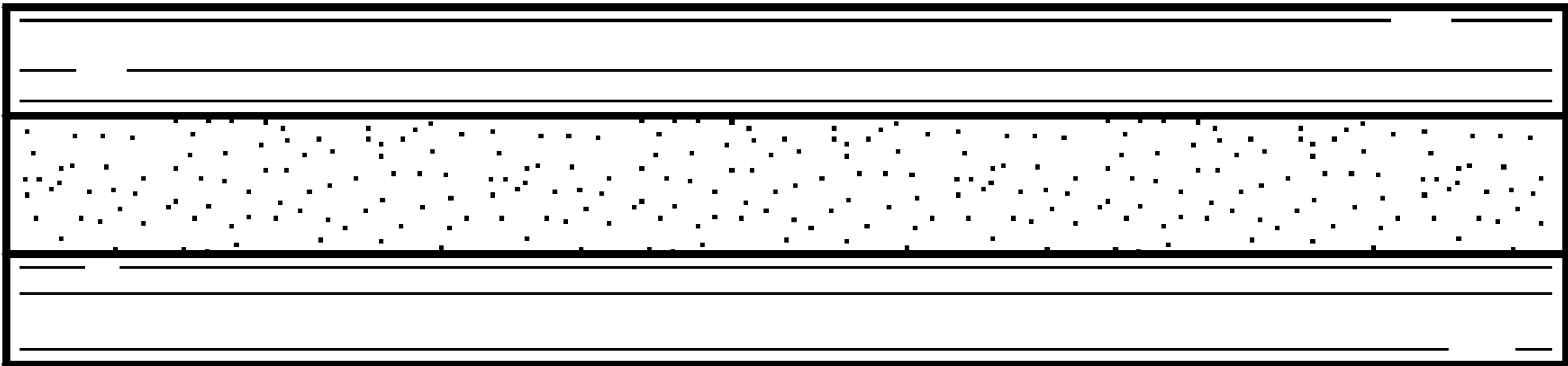


FIG.10




FIG.11

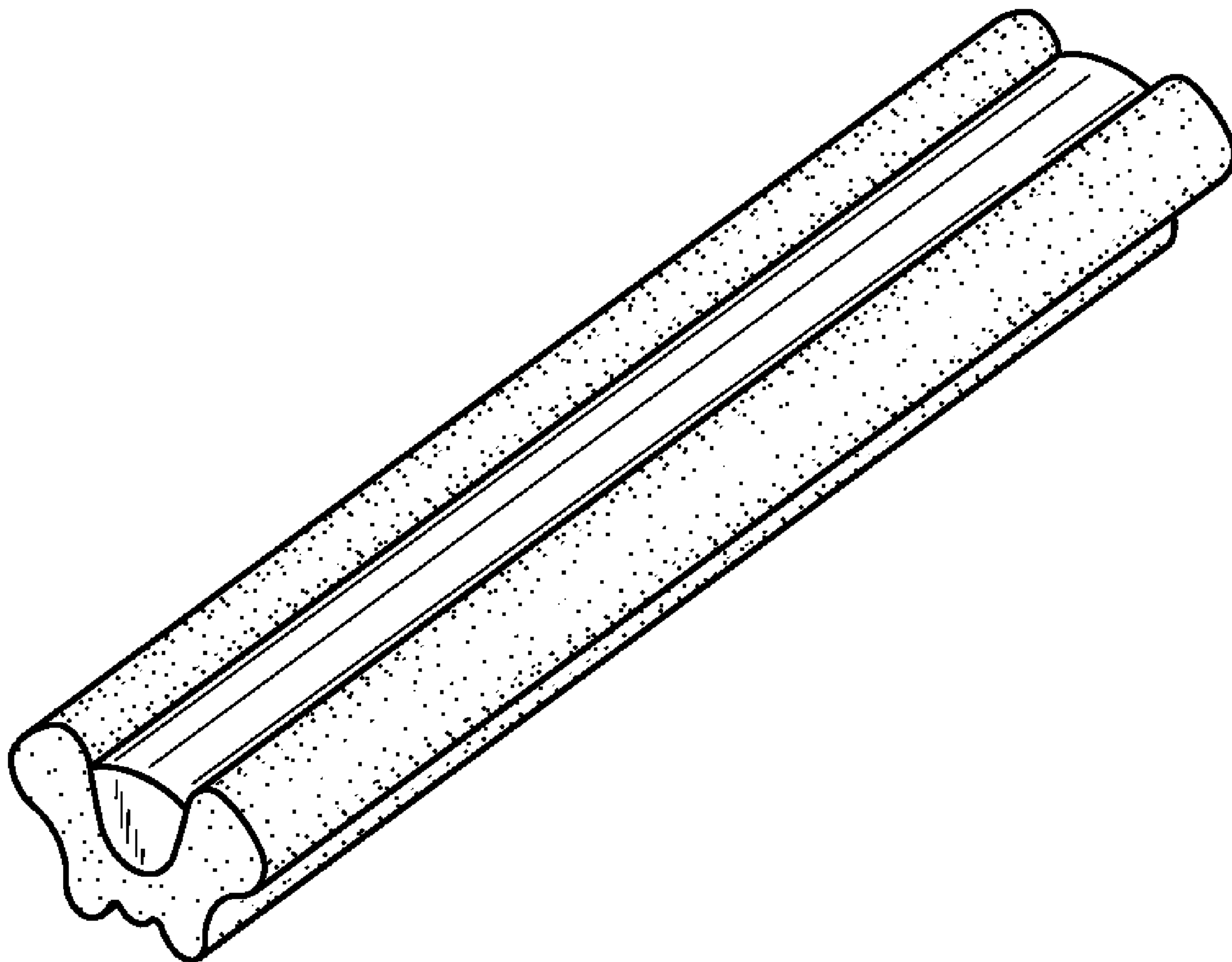


FIG.12




FIG.13



FIG.14




FIG.15




FIG.16