



US00D614826S

(12) **United States Design Patent**
Nakan

(10) **Patent No.:** **US D614,826 S**

(45) **Date of Patent:** **** May 4, 2010**

(54) **BREAD ROLL**

(76) **Inventor:** **Harold Brian Nakan**, P.O. Box 567,
Seapoint (ZA) 8060

(**) **Term:** **14 Years**

(21) **Appl. No.:** **29/322,123**

(22) **Filed:** **Jul. 29, 2008**

(30) **Foreign Application Priority Data**

Jan. 29, 2008 (ZA) A2008/00126

(51) **LOC (9) Cl.** **01-01**

(52) **U.S. Cl.** **D1/106**

(58) **Field of Classification Search** D1/101,
D1/120-122, 129-130, 199; 426/89, 100,
426/101, 103, 104, 302, 306, 307, 517, 518,
426/572; D7/901

See application file for complete search history.

(56) **References Cited**

U.S. PATENT DOCUMENTS

D23,574 S * 8/1894 Ward D1/129
D355,975 S * 3/1995 Patoskie et al. D1/106
D370,391 S * 6/1996 Bauer et al. D7/606

D373,671 S * 9/1996 Laughlin et al. D1/106
D424,375 S * 5/2000 D'Arrigo D7/510
D424,876 S * 5/2000 McPartland D7/510
D482,268 S * 11/2003 Kushner D8/394

* cited by examiner

Primary Examiner—Cathron C Brooks

Assistant Examiner—Barbara Fox

(74) *Attorney, Agent, or Firm*—Lahive & Cockfield, LLP;
Anthony A. Laurentano, Esq.

(57) **CLAIM**

The ornamental design for a bread roll, as shown and described.

DESCRIPTION

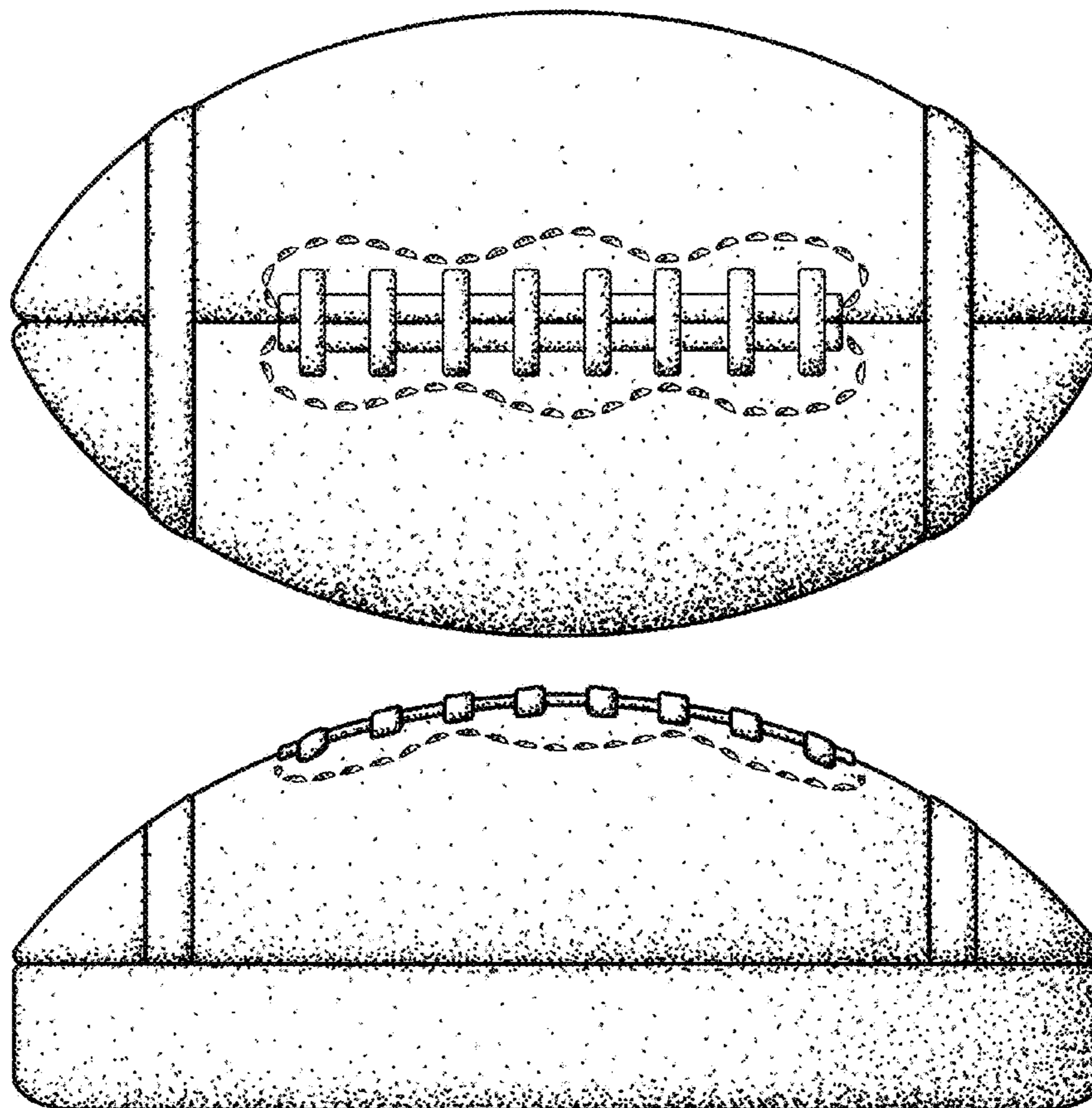
FIG. 1 is a top view of a bread roll, according to the present invention.

FIG. 2 is a front view thereof, the rear view being identical; and,

FIG. 3 is a side view thereof.

The stippling in the drawings represents surface shading and not surface texture.

1 Claim, 2 Drawing Sheets



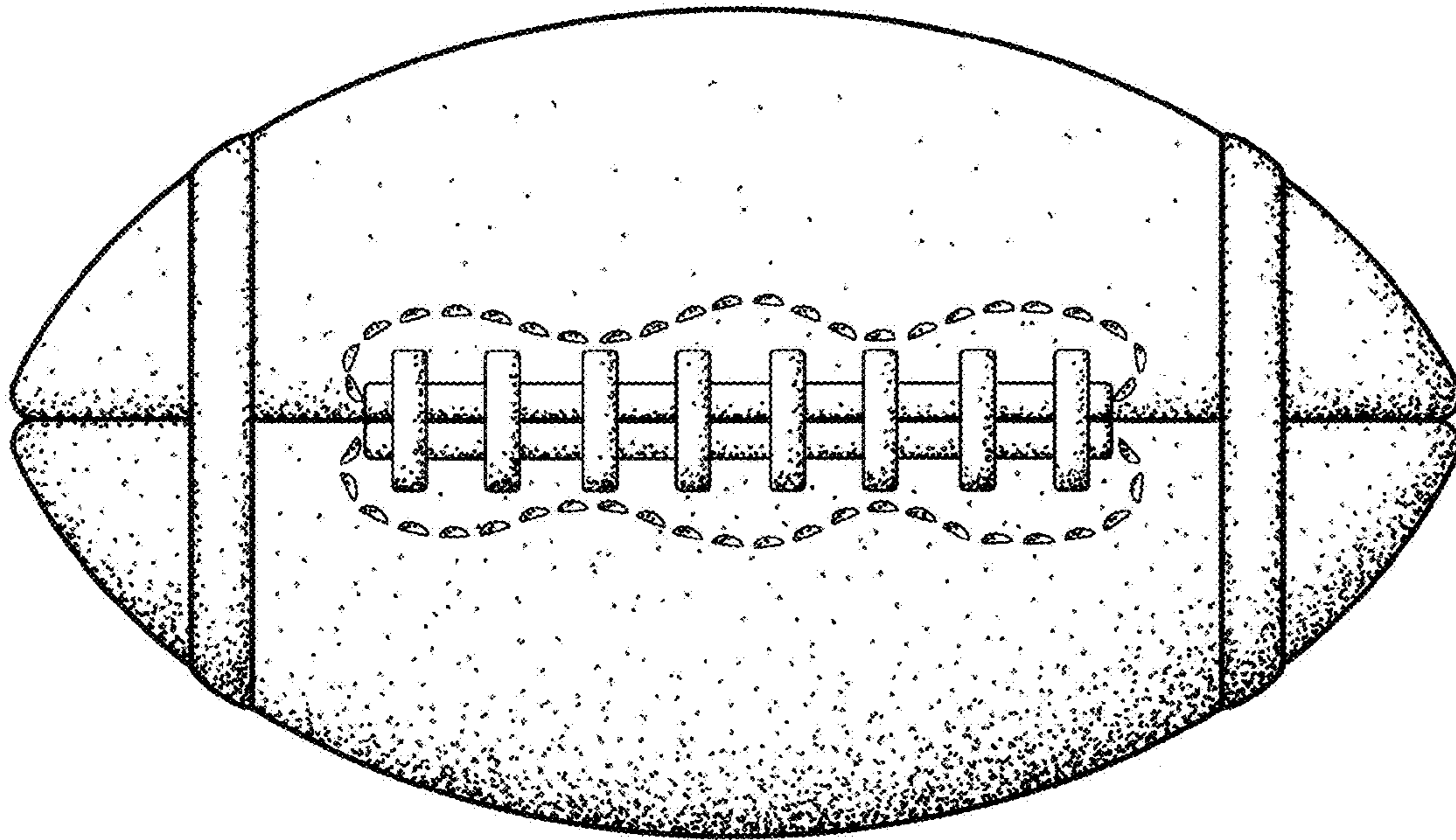


Fig. 1

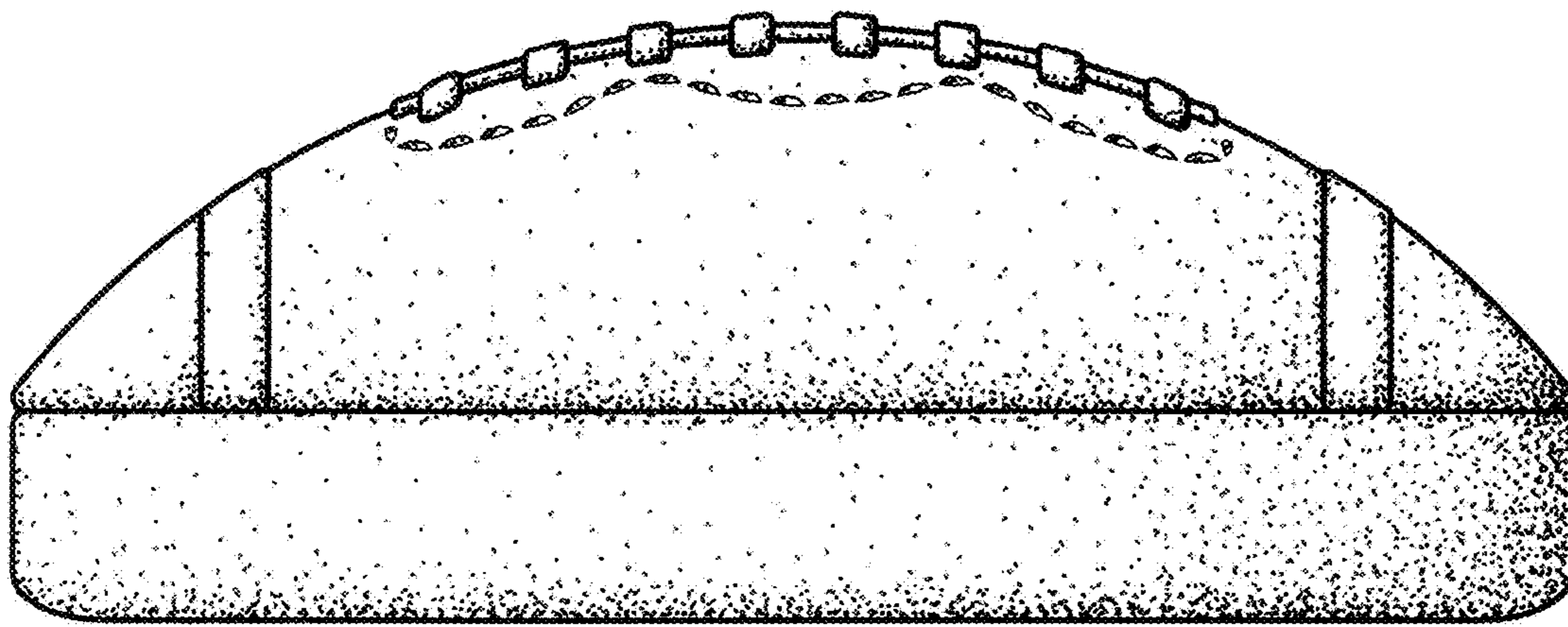


Fig. 2

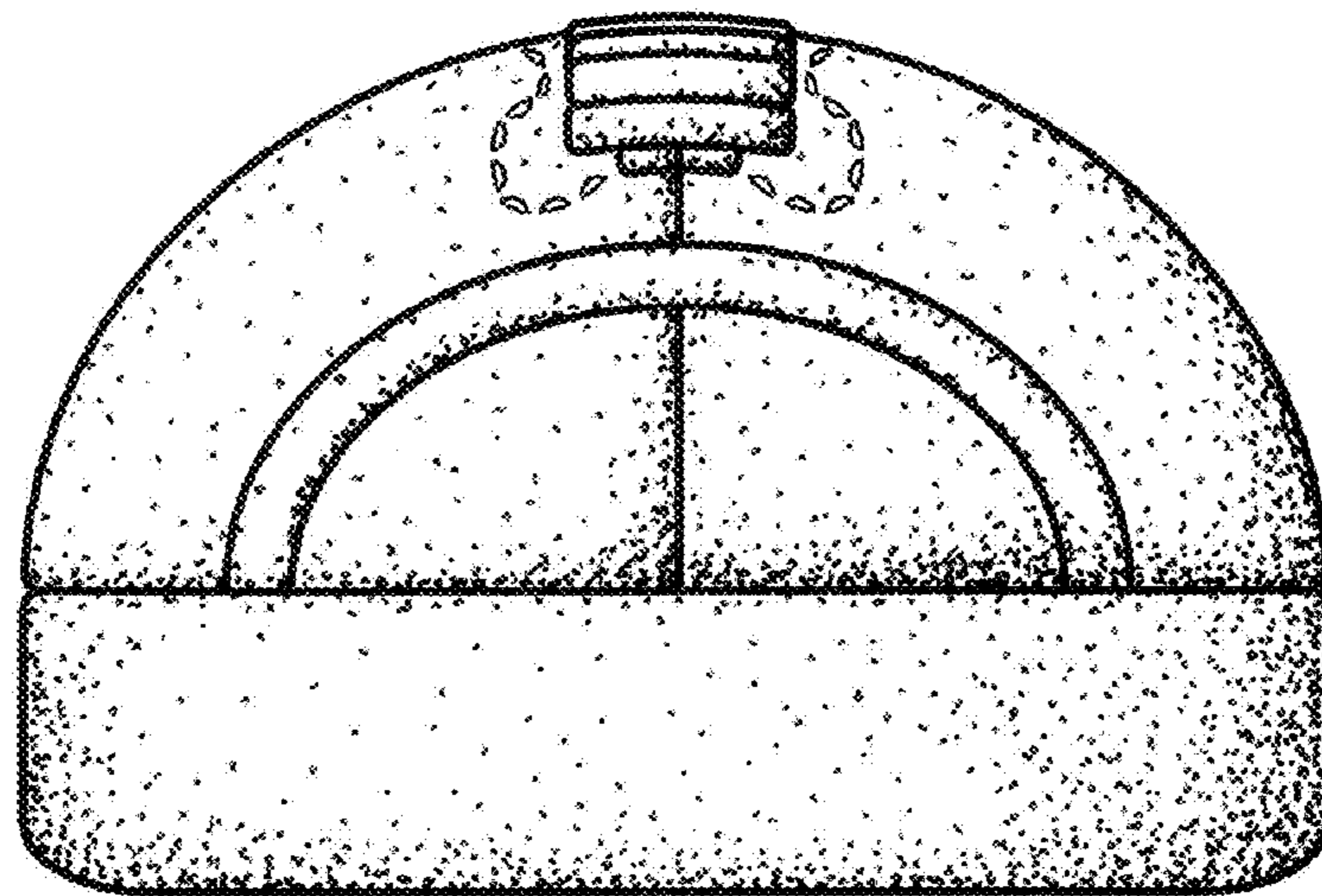


Fig. 3