



US00D614824S

(12) **United States Design Patent**
Heidel et al.

(10) **Patent No.:** **US D614,824 S**

(45) **Date of Patent:** **** Apr. 27, 2010**

(54) **HANDLE**

(75) Inventors: **Andrew Peter Heidel**, Cincinnati, OH (US); **John William Koenig**, Cincinnati, OH (US); **William Michael Cannon**, West Harrison, IN (US); **Christopher Duane Heckman**, Cincinnati, OH (US); **Emmanuel Tanghal**, Mason, OH (US)

(73) Assignee: **The Procter & Gamble Company**, Cincinnati, OH (US)

(**) Term: **14 Years**

(21) Appl. No.: **29/308,133**

(22) Filed: **May 29, 2008**

(51) **LOC (9) Cl.** **04-01**

(52) **U.S. Cl.** **D32/52**

(58) **Field of Classification Search** D32/40-45, D32/50-52; 15/143.1, 209.1, 211, 234-5, 15/106, 146, 164, 244.1, 147.1, 147.2, 231; D28/63; D4/128, 132, 138

See application file for complete search history.

(56) **References Cited**

U.S. PATENT DOCUMENTS

D346,543 S * 5/1994 Berti et al. D8/107
D388,684 S 1/1998 Irwin
D409,343 S 5/1999 Kingry et al.
D547,554 S * 7/2007 Ajluni et al. D4/138
D552,314 S 10/2007 Harper et al.

D554,815 S 11/2007 Harper et al.
D555,857 S 11/2007 Harper et al.
D561,417 S 2/2008 Harper et al.
D564,164 S 3/2008 Harper et al.
D571,069 S * 6/2008 Harper et al. D32/52
D579,615 S * 10/2008 Ames et al. D32/52
D590,114 S * 4/2009 Li D32/40
D595,465 S * 6/2009 Koenig et al. D32/34
D608,965 S * 1/2010 Tanaka et al. D32/40

* cited by examiner

Primary Examiner—Cynthia E Ramirez

(74) *Attorney, Agent, or Firm*—Larry L. Huston; Steve W. Miller; Kim W. Zerby

(57) **CLAIM**

The ornamental design for a handle, as shown and described.

DESCRIPTION

FIG. 1 is a perspective view of a handle.

FIG. 2 is another perspective view of the handle.

FIG. 3 is a front view of the handle, the rear being identical thereto.

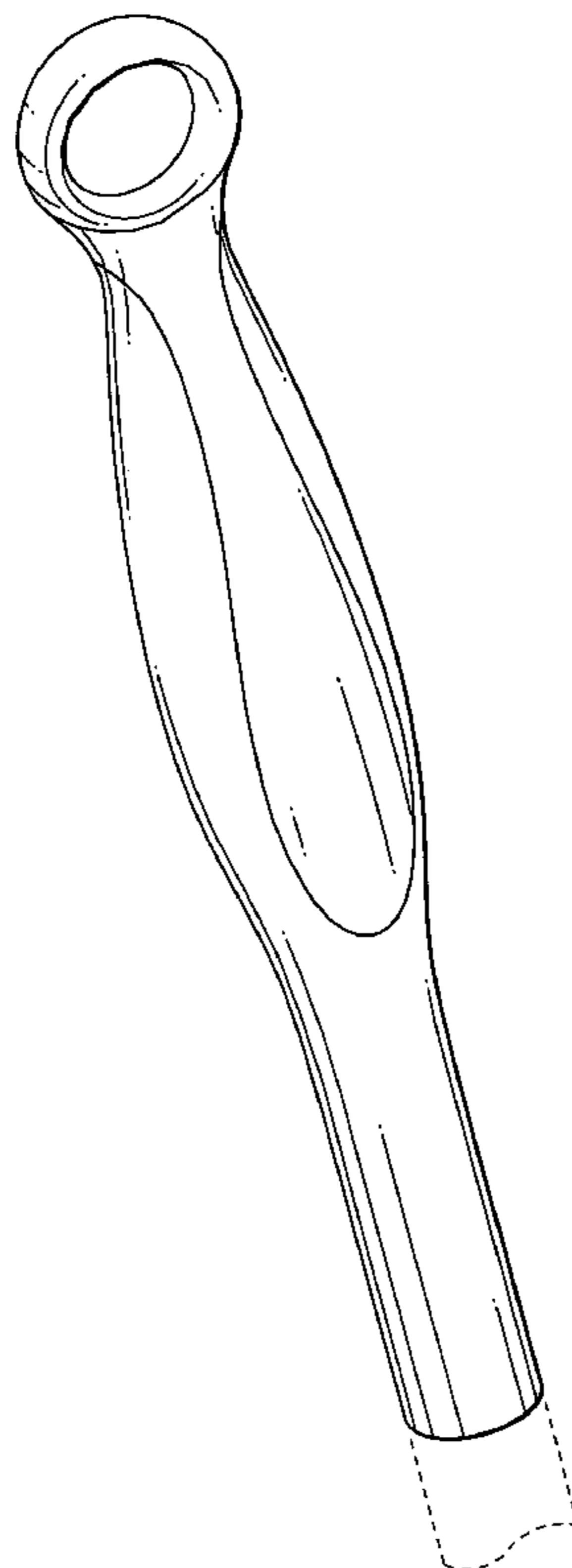
FIG. 4 is a right side view of the handle, the left side being identical thereto.

FIG. 5 is a top view of the handle; and,

FIG. 6 is a bottom view of the handle.

The broken lines are included for the purpose of illustrating environment and form no part of the claimed design.

1 Claim, 4 Drawing Sheets



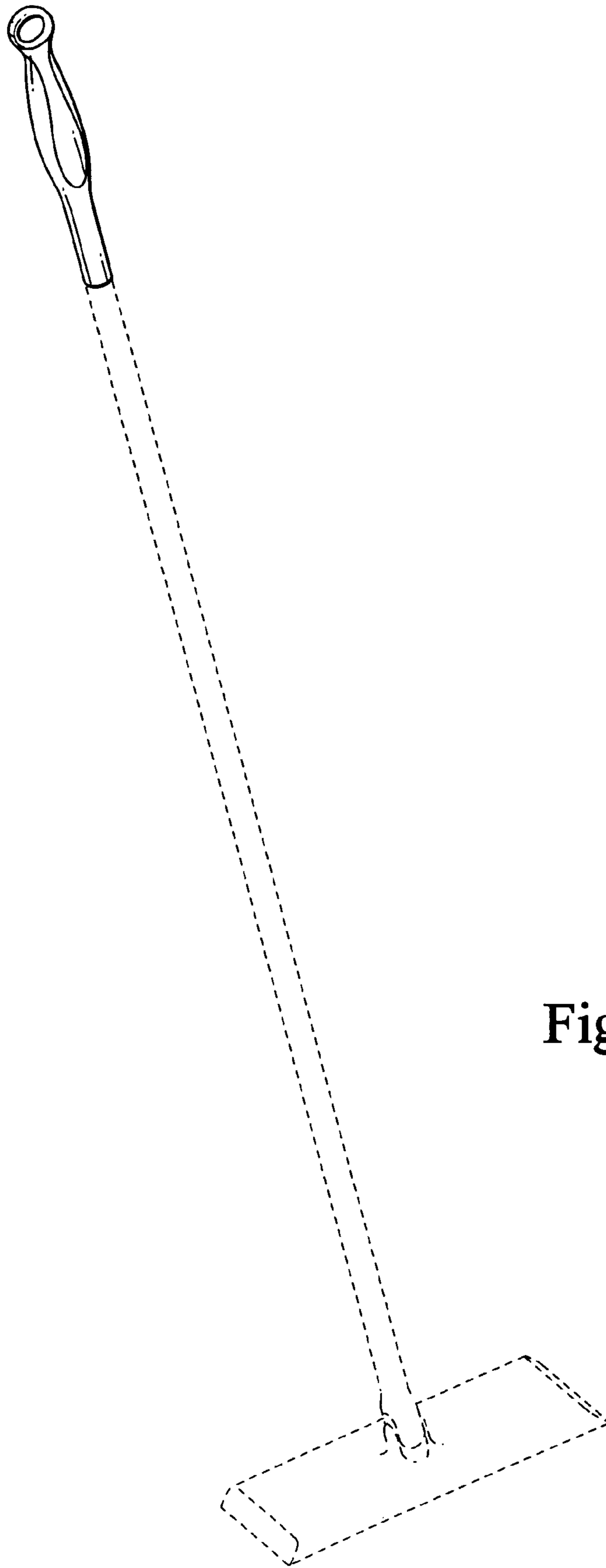


Fig. 1

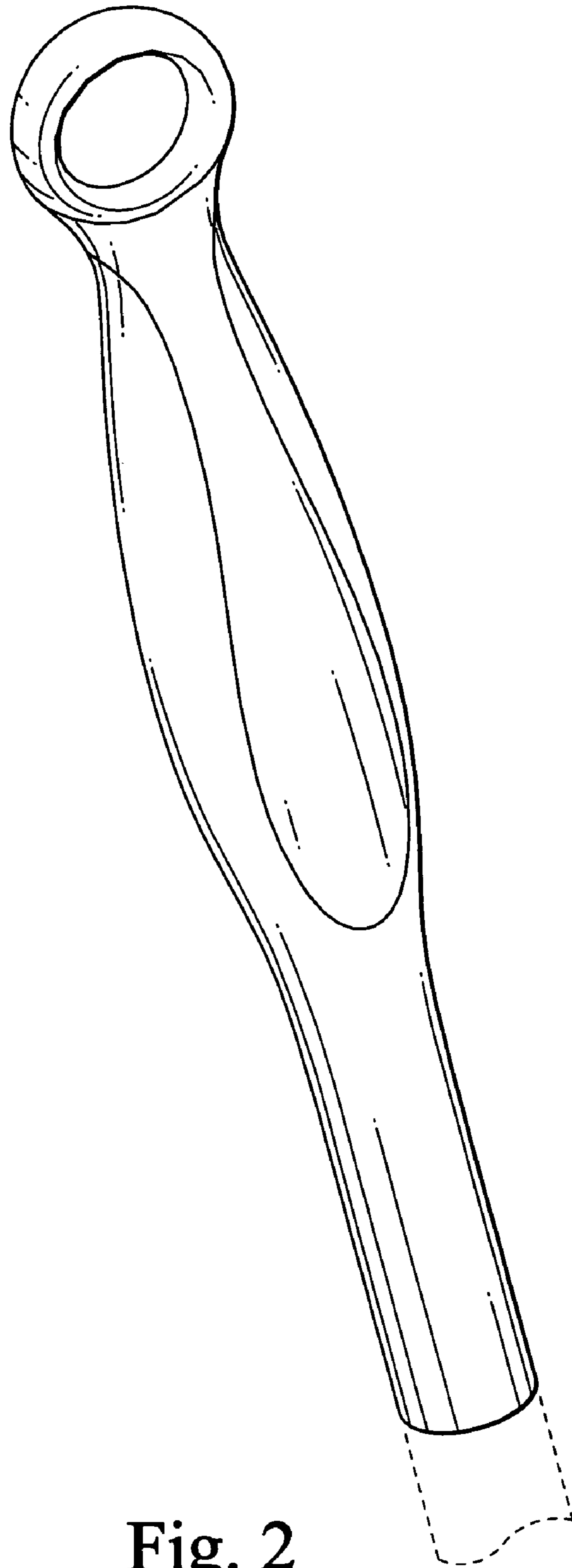


Fig. 2

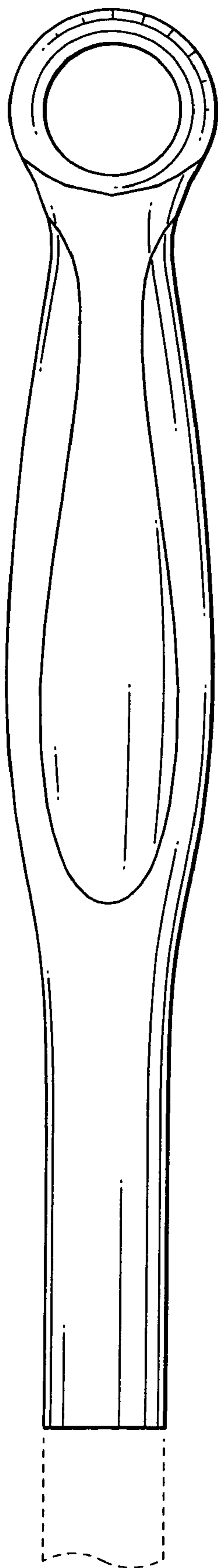


Fig. 3




Fig. 4

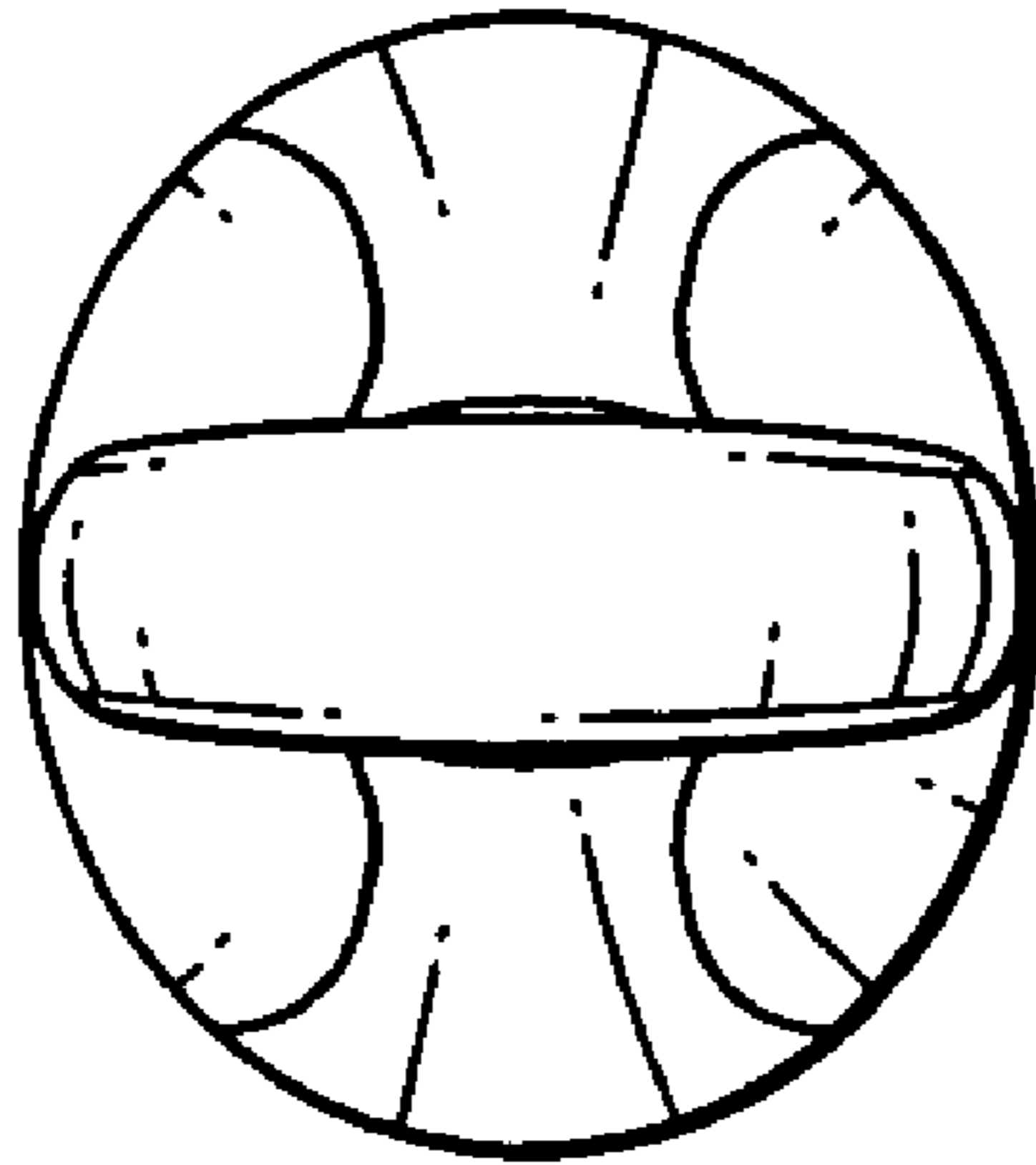


Fig. 5

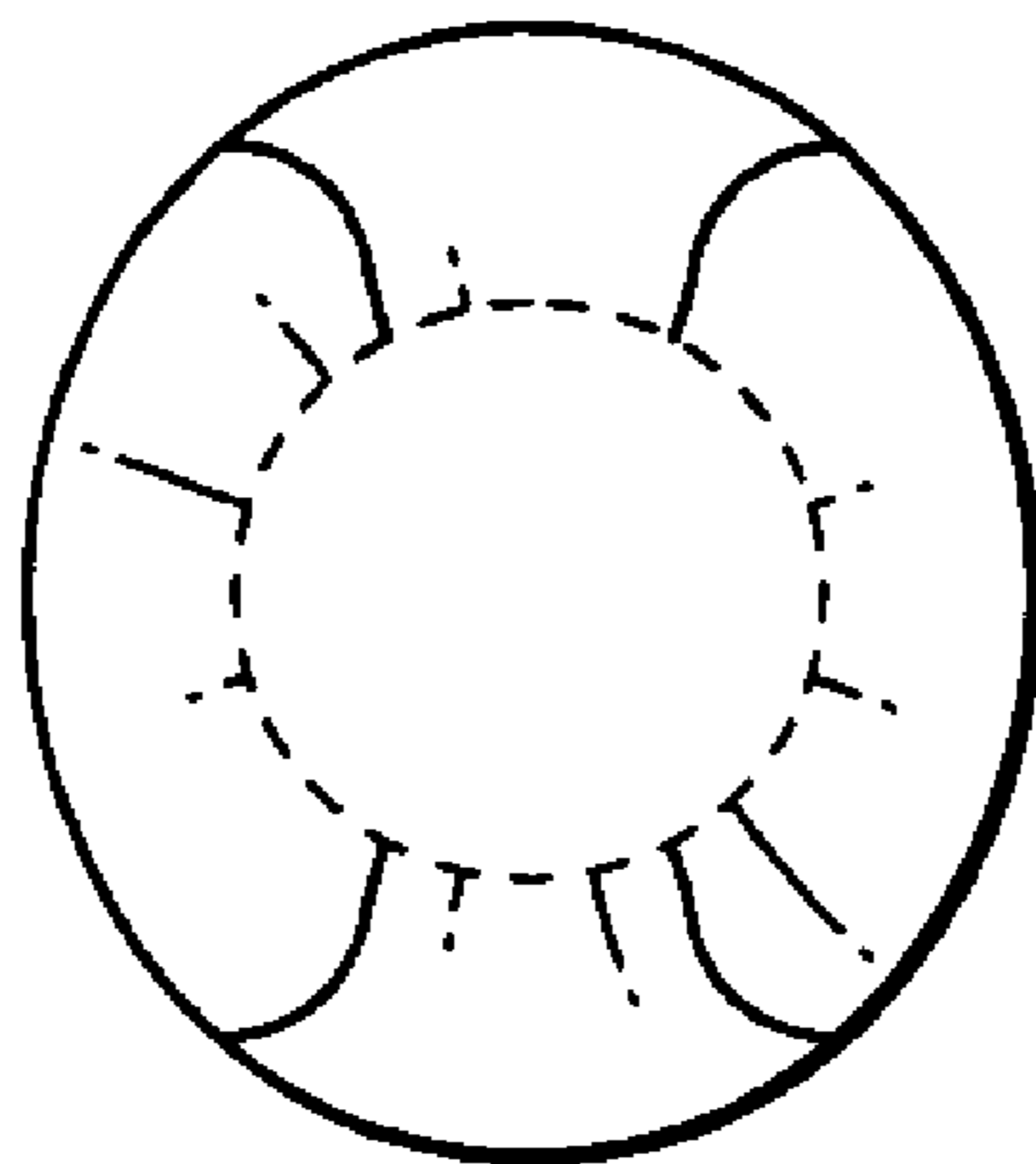


Fig. 6