



US00D614805S

(12) **United States Design Patent**  
**Klaes**

(10) **Patent No.:** **US D614,805 S**  
(45) **Date of Patent:** **\*\* Apr. 27, 2010**

(54) **LIGHTER PROTECTOR**

(75) Inventor: **Guido Klaes**, Neuenrade (DE)

(73) Assignee: **Klaes Kunststoffe GmbH**, Nevenrade (DE)

(\*\*) Term: **14 Years**

(21) Appl. No.: **29/312,572**

(22) Filed: **Oct. 30, 2008**

(30) **Foreign Application Priority Data**

Jun. 25, 2008 (EM) ..... 000 967 344

(51) **LOC (9) Cl.** ..... **27-02**

(52) **U.S. Cl.** ..... **D27/161**

(58) **Field of Classification Search** ..... D27/139–161,  
D27/176, 187, 189, 194; 431/356, 129–153,  
431/253–257

See application file for complete search history.

(56) **References Cited**

**U.S. PATENT DOCUMENTS**

228,598	A	*	6/1880	Buckley	.....	220/830
1,216,978	A	*	2/1917	Franklin	.....	D27/173
2,406,071	A	*	8/1946	Galter	.....	431/152
2,490,300	A	*	12/1949	Hettinger et al.	.....	431/127
2,713,255	A	*	7/1955	Hubel	.....	431/151
D283,734	S	*	5/1986	Parren	.....	D27/153
D320,467	S	*	10/1991	Ichikawa	.....	D27/159
D446,345	S	*	8/2001	Welch	.....	D27/161
D506,026	S	*	6/2005	Chen	.....	D27/157
D514,741	S	*	2/2006	Cohen Harel	.....	D27/157

D548,396	S	*	8/2007	Chen	.....	D27/157
D557,455	S	*	12/2007	Chen	.....	D27/157
D586,953	S	*	2/2009	Riggio	.....	D27/172
D606,243	S	*	12/2009	Steinkamp	.....	D27/189

\* cited by examiner

*Primary Examiner*—Dominic Simone

(74) *Attorney, Agent, or Firm*—Collard & Roe, P.C.

(57) **CLAIM**

The ornamental design for a lighter protector, as shown and described.

**DESCRIPTION**

FIG. 1 is a front and side perspective view of the lighter protector showing my new design in a partially open position;

FIG. 2 is a front and opposite side perspective view thereof in a partially open position;

FIG. 3 is a front and side perspective view thereof as shown in FIG. 1 in another partially open position;

FIG. 4 is a front and side perspective view thereof as shown in FIG. 1 in a further partially open position;


FIG. 5 is a front and side perspective view thereof as shown in FIG. 1 in a closed position;

FIG. 6 is a front and side perspective view thereof as shown in FIG. 1 in a further partially open position; and,

FIG. 7 is a front and side perspective view thereof as shown in FIG. 1 in a fully open position.

The rear and bottom views are not shown and form no part of the invention.

**1 Claim, 7 Drawing Sheets**








FIG. 1






FIG. 2






FIG. 3






FIG. 4






FIG. 5






FIG. 6






FIG. 7