



US00D614802S

(12) **United States Design Patent**  
**Hsieh**

(10) **Patent No.:** **US D614,802 S**  
(45) **Date of Patent:** **\*\* Apr. 27, 2010**

(54) **LAMPSHADE**

(75) Inventor: **Duan-Cheng Hsieh**, Taipei (TW)

(73) Assignee: **Habitex Corporation** (TW)

(\*\*) Term: **14 Years**

(21) Appl. No.: **29/350,951**

(22) Filed: **Nov. 25, 2009**

(30) **Foreign Application Priority Data**

Sep. 14, 2009 (CN) ..... 2009 3 0210588

(51) **LOC (9) Cl.** ..... **26-99**

(52) **U.S. Cl.** ..... **D26/118**

(58) **Field of Classification Search** ..... D26/2,  
D26/142, 134, 129, 124, 118, 128, 113, 121,  
D26/125, 131, 130, 60, 61, 138, 93, 102,  
D26/103, 106, 107, 110, 147, 153, 149, 141,  
D26/145, 155, 24, 63, 120, 122, 123, 65,  
D26/88; D8/396; 362/294, 98, 641, 257,  
362/269, 270, 277, 279, 285, 341, 347, 350,  
362/351, 363, 395, 410

See application file for complete search history.

(56) **References Cited**

**U.S. PATENT DOCUMENTS**

D152,889 S \* 3/1949 Kuhler ..... D11/140  
D298,059 S \* 10/1988 Muller ..... D26/86  
D298,360 S \* 11/1988 Dacanay et al. .... D26/85

D319,320 S \* 8/1991 Wilda ..... D26/85  
D359,373 S \* 6/1995 Pagani et al. .... D26/85  
5,694,256 A \* 12/1997 Winkler ..... 359/805  
D392,400 S \* 3/1998 Emmerling ..... D26/26  
D412,040 S \* 7/1999 Hudak et al. .... D26/87  
D526,736 S \* 8/2006 Blackman ..... D26/76  
D551,362 S \* 9/2007 Ottosson et al. .... D26/26  
D569,030 S \* 5/2008 Lee ..... D26/85  
D578,240 S \* 10/2008 Montalbano et al. .... D26/85  
D579,601 S \* 10/2008 Montalbano et al. .... D26/85

\* cited by examiner

*Primary Examiner*—Cathron C Brooks

*Assistant Examiner*—Kevin K Rudzinski

(74) *Attorney, Agent, or Firm*—Shook, Hardy & Bacon LLP

(57) **CLAIM**

The ornamental design for lampshade, as shown and described.

**DESCRIPTION**

FIG. 1 is a perspective view of lampshade showing my new design;

FIG. 2 is a front elevational view thereof;

FIG. 3 is a rear elevational view thereof;

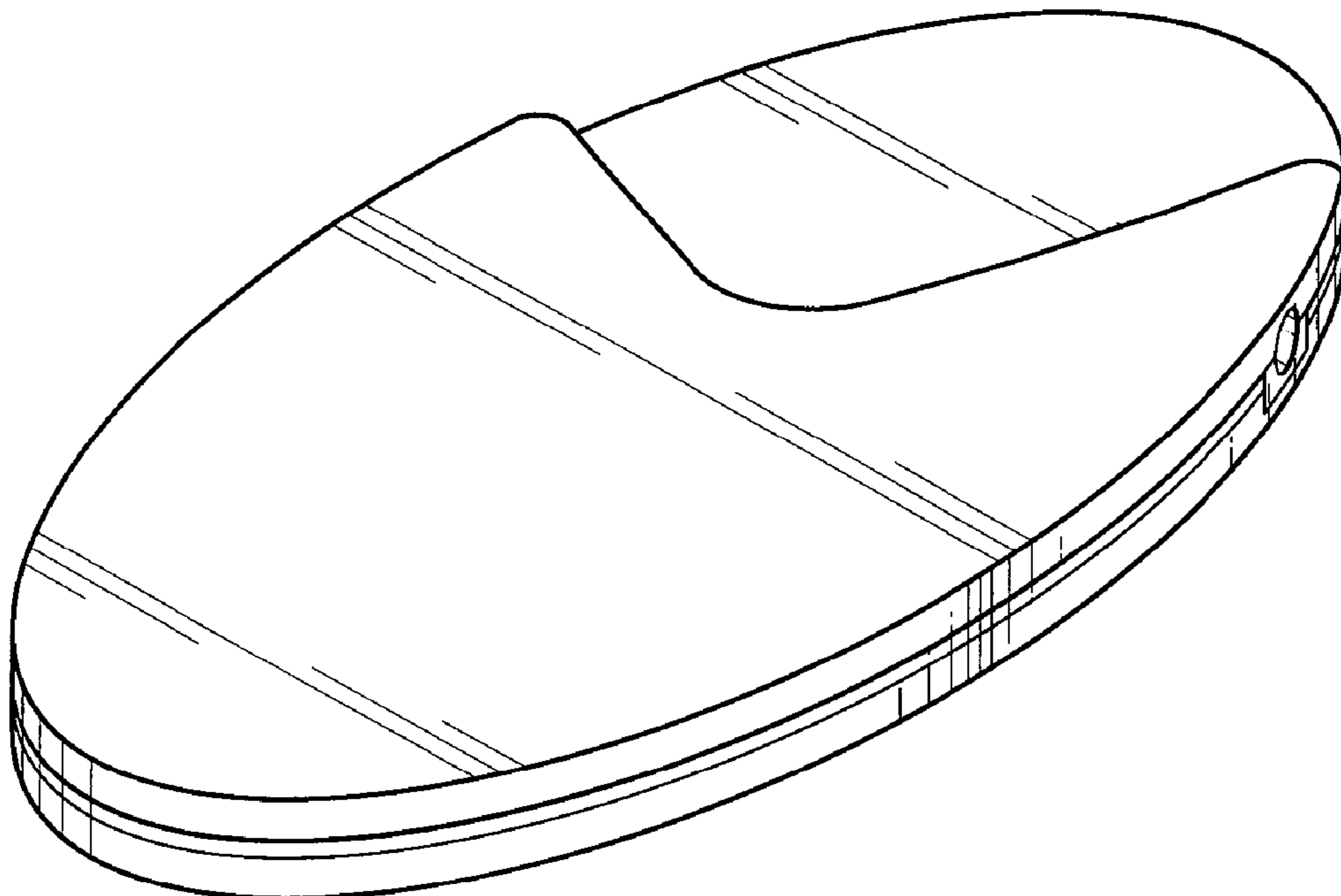
FIG. 4 is a left side elevational view thereof;

FIG. 5 is a right side elevational view thereof;

FIG. 6 is a top plan view thereof; and,

FIG. 7 is a bottom plan view thereof.

**1 Claim, 4 Drawing Sheets**



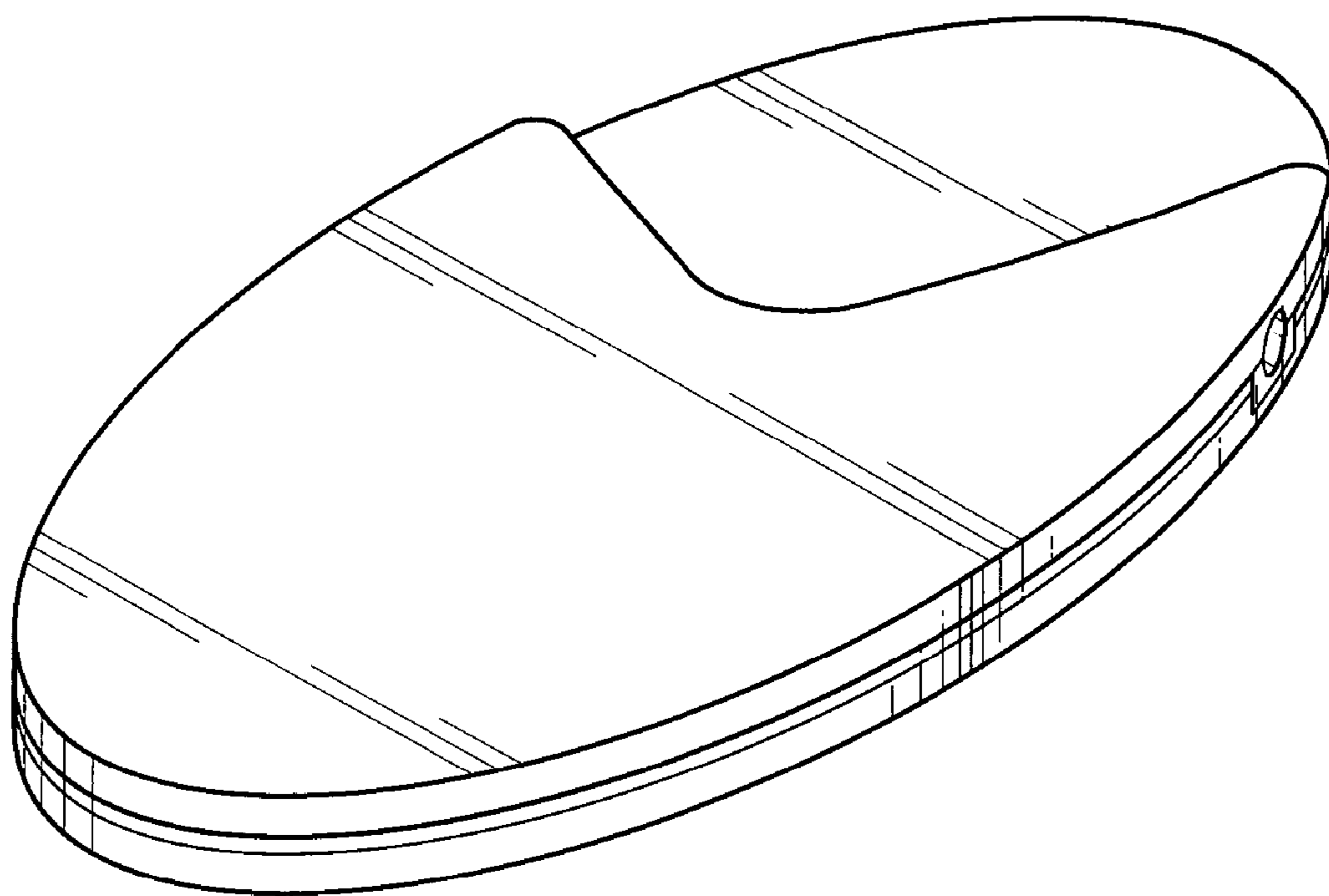


FIG. 1




FIG. 2




FIG. 3




FIG. 4

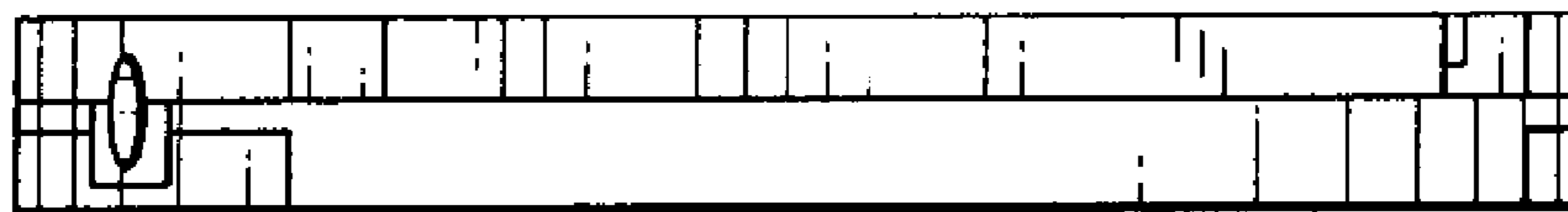


FIG. 5

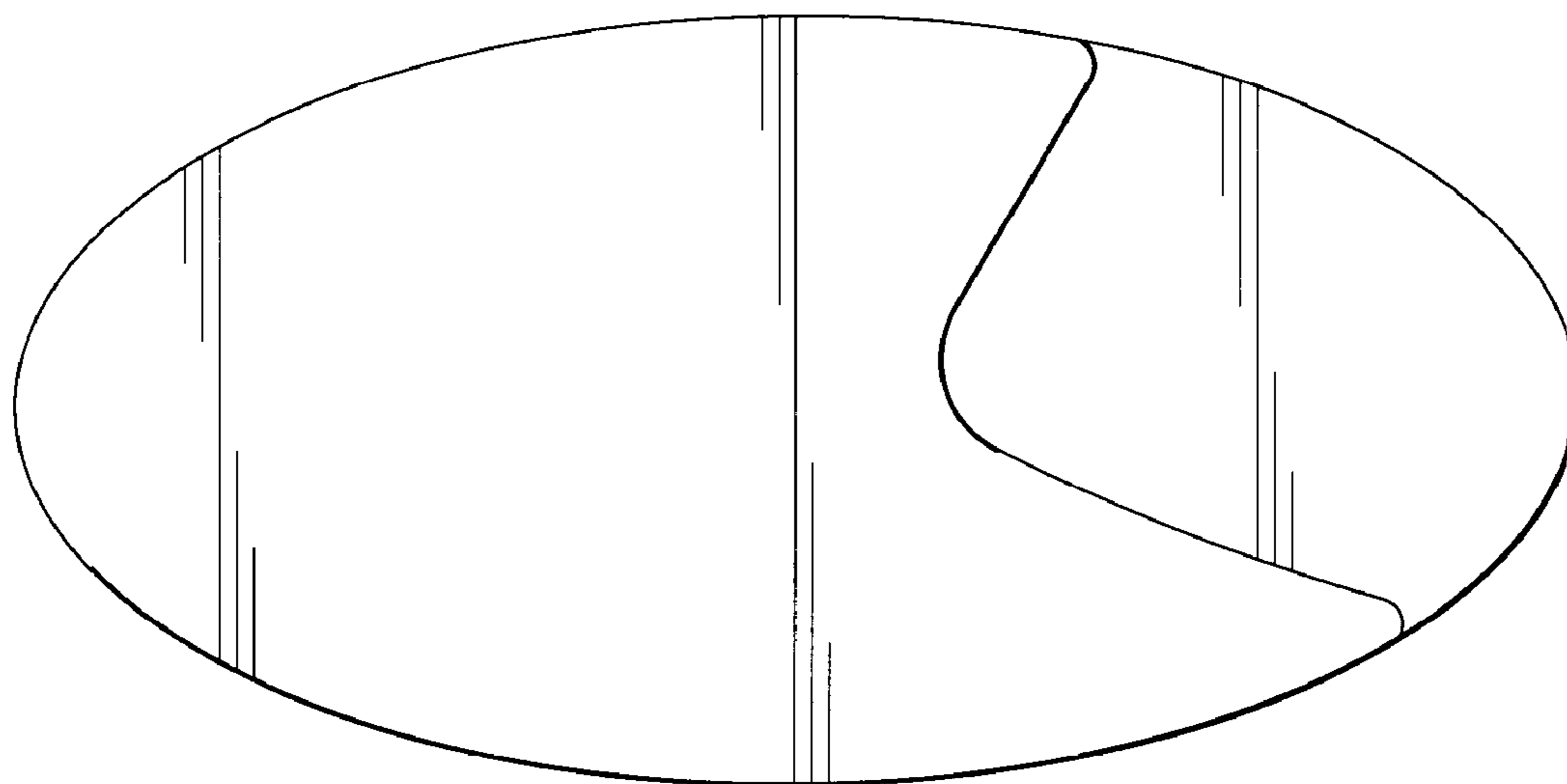


FIG. 6

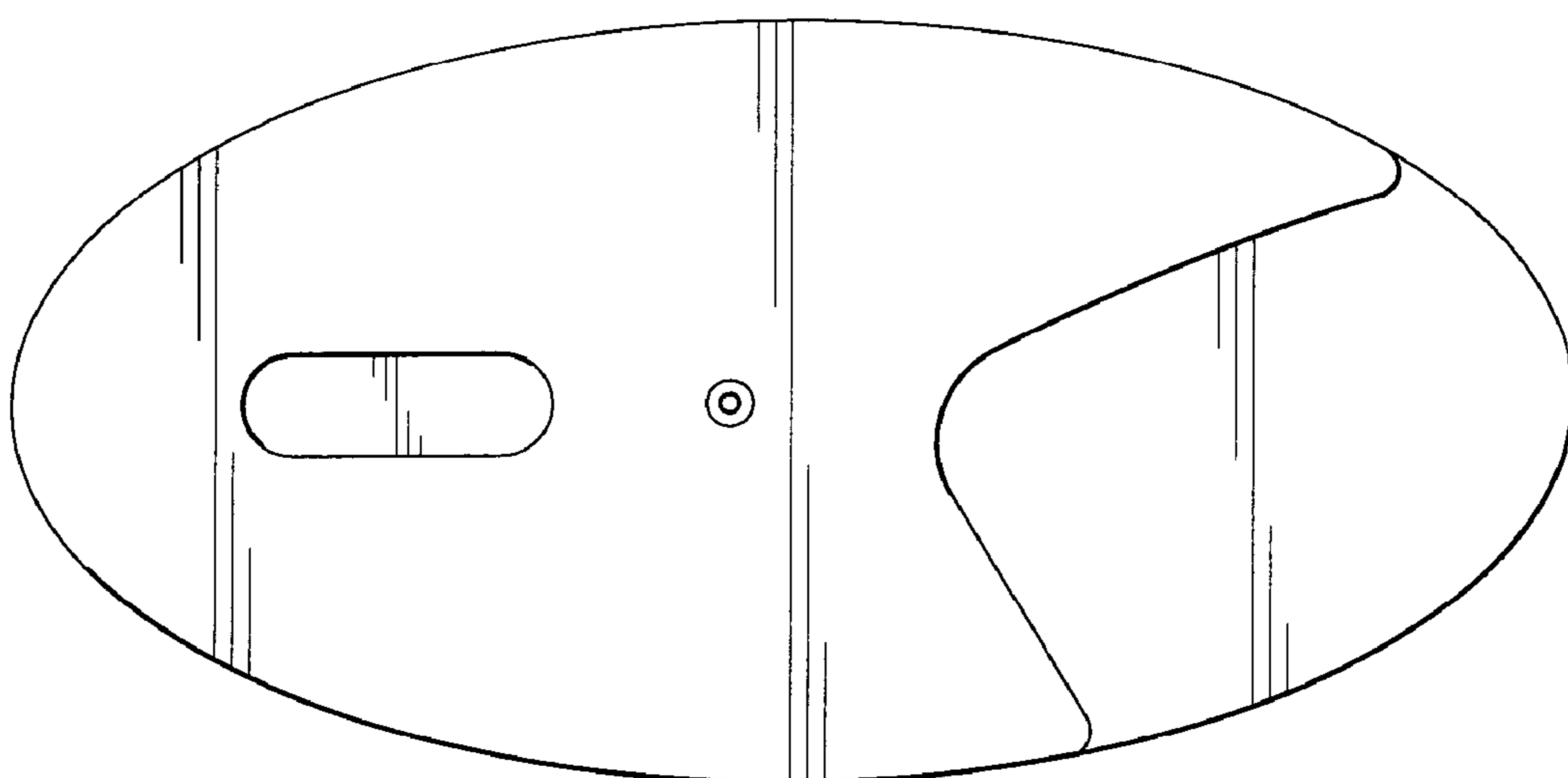


FIG. 7